



US00D385279S

United States Patent [19] Diute

[11] Patent Number: **Des. 385,279**
[45] Date of Patent: ****Oct. 21, 1997**

[54] **SPEAKER BLIND**

[76] Inventor: **Robert J. Diute, 5205 Calverton Dr., Raleigh, N.C. 27613**

[**] Term: **14 Years**

[21] Appl. No.: **55,365**

[22] Filed: **Jun. 4, 1996**

[51] LOC (6) CL. **14-01**

[52] U.S. Cl. **D14/216**

[58] Field of Search D14/204, 207,
D14/209-216, 219-222, 299; 181/144-145,
147-148, 157, 198-199; 381/24, 88, 90,
159, 186, 188

[56] **References Cited**

U.S. PATENT DOCUMENTS

| | | | | | |
|------------|---------|-----------------|-------|---------|---|
| D. 343,230 | 1/1994 | Lim | | D14/214 | X |
| D. 356,569 | 3/1995 | Gioscia | | D14/210 | |
| D. 363,719 | 10/1995 | Cindrich et al. | | D14/216 | |
| D. 369,169 | 4/1996 | Wicks et al. | | D14/216 | X |
| 3,135,348 | 6/1964 | Bill | | 181/147 | |

OTHER PUBLICATIONS

Sony Style Catalog, Spring/Summer 1993, p. 288, SRS-88 Personal Active Stereo Speakers 1993.

Primary Examiner—Raphael Barkai
Assistant Examiner—Nanda Bondade
Attorney, Agent, or Firm—Harold H. Dutton, Jr.

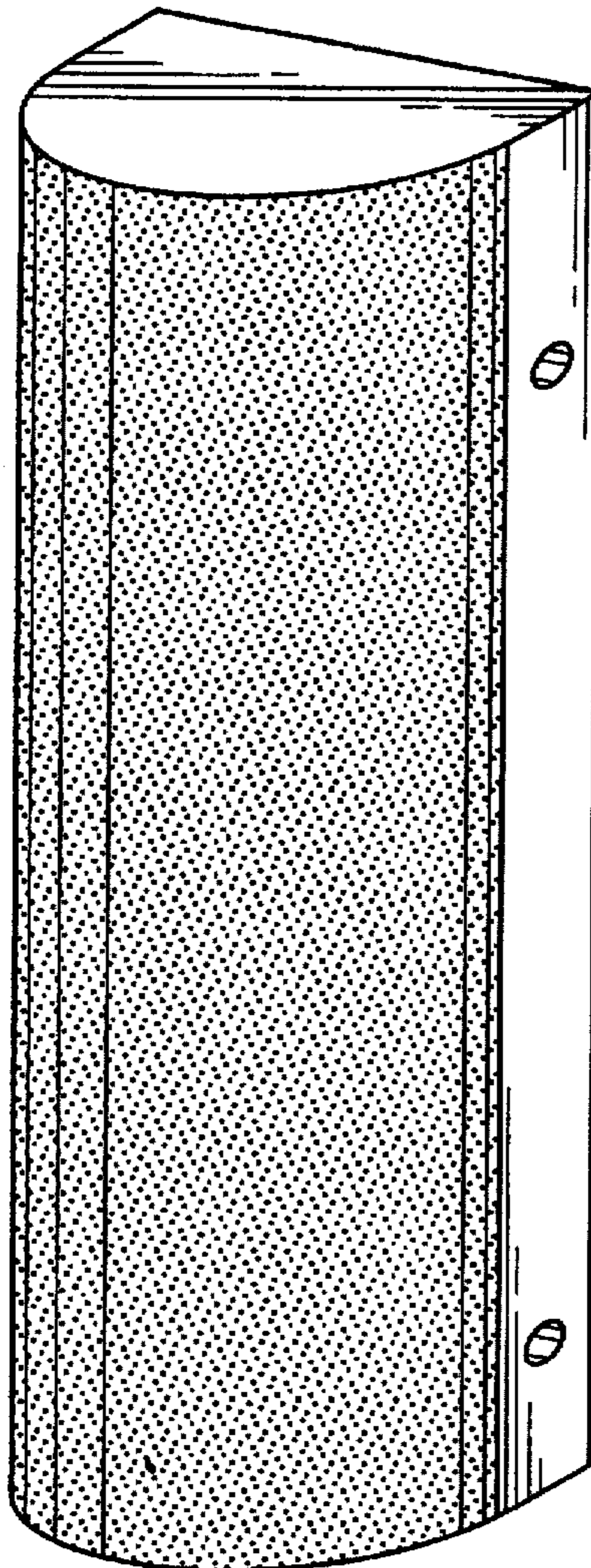
[57] **CLAIM**

The ornamental design for a speaker blind, as shown.

DESCRIPTION

FIG. 1 is a perspective view of a speaker blind showing my new design;
FIG. 2 is a front view thereof;
FIG. 3 is a rear view thereof;
FIG. 4 is a left side view thereof;
FIG. 5 is a right side view thereof;
FIG. 6 is a top view thereof; and,
FIG. 7 is a bottom view thereof.

1 Claim, 4 Drawing Sheets



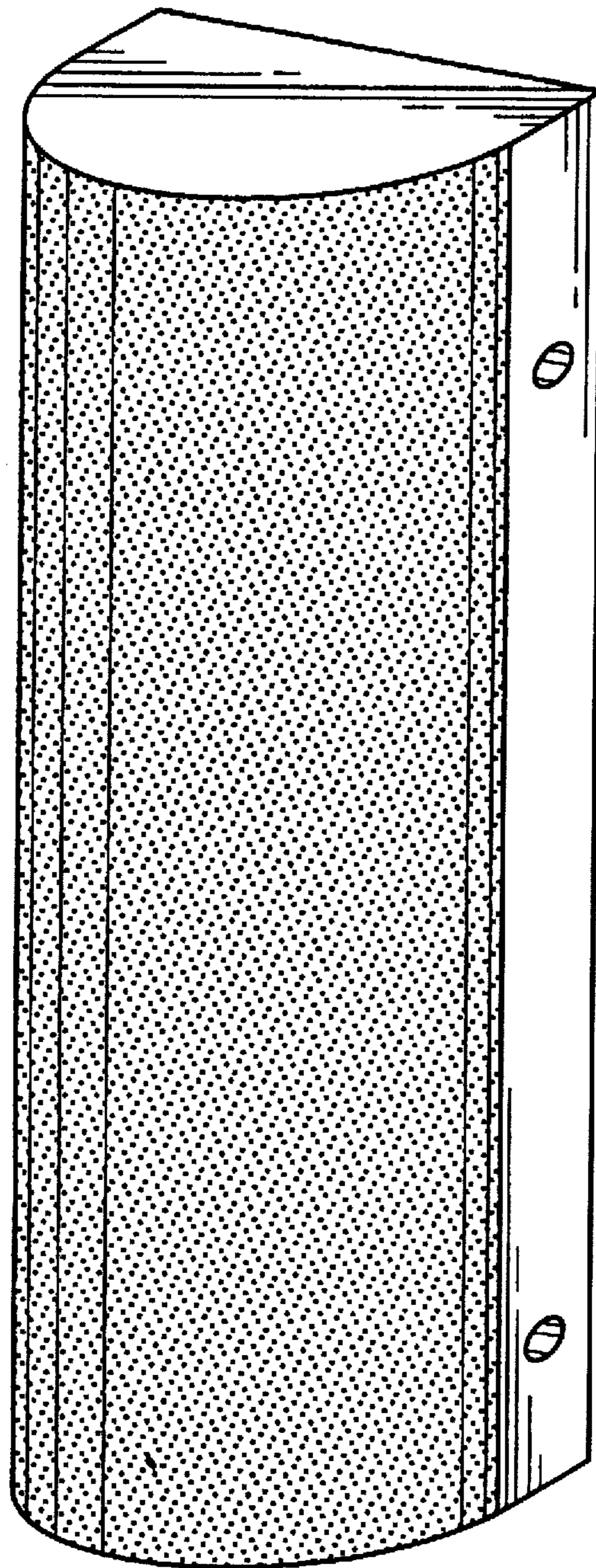


FIG. 1

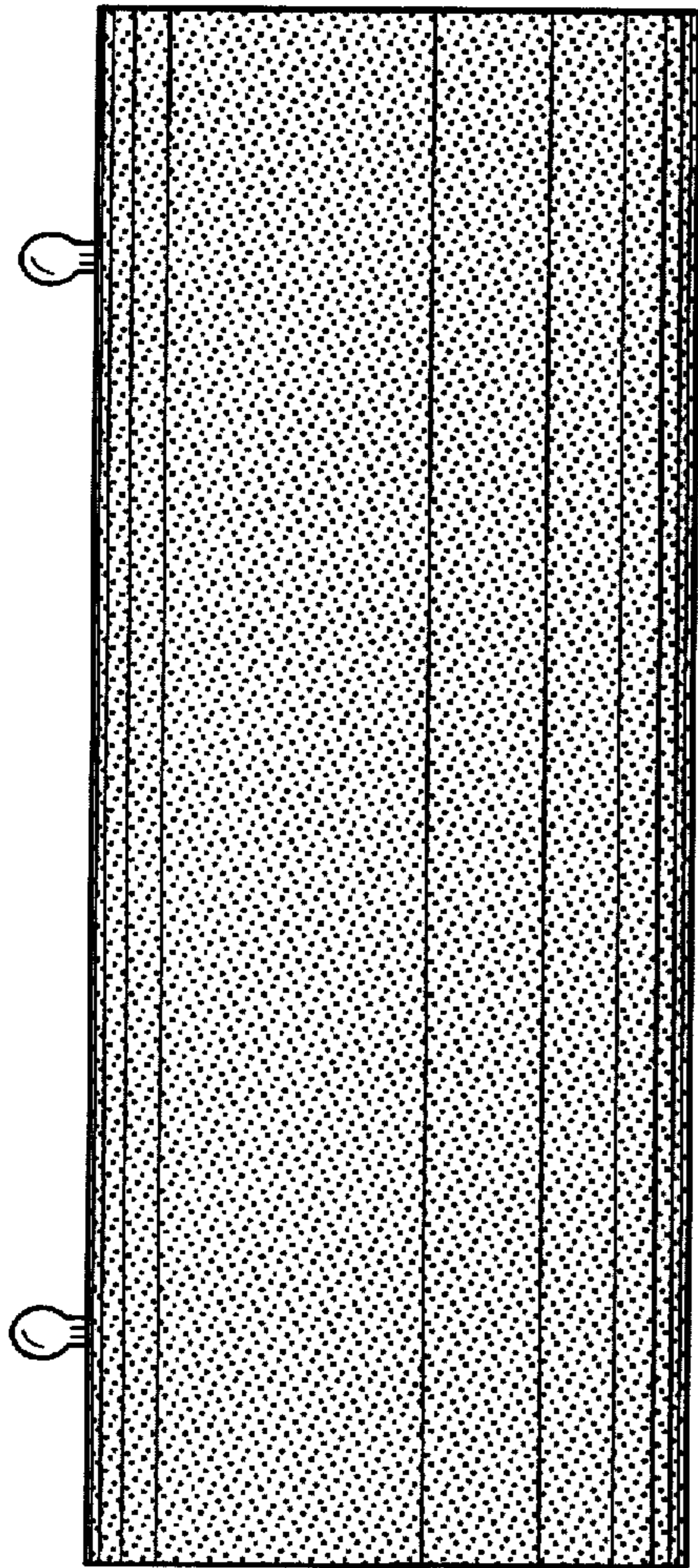
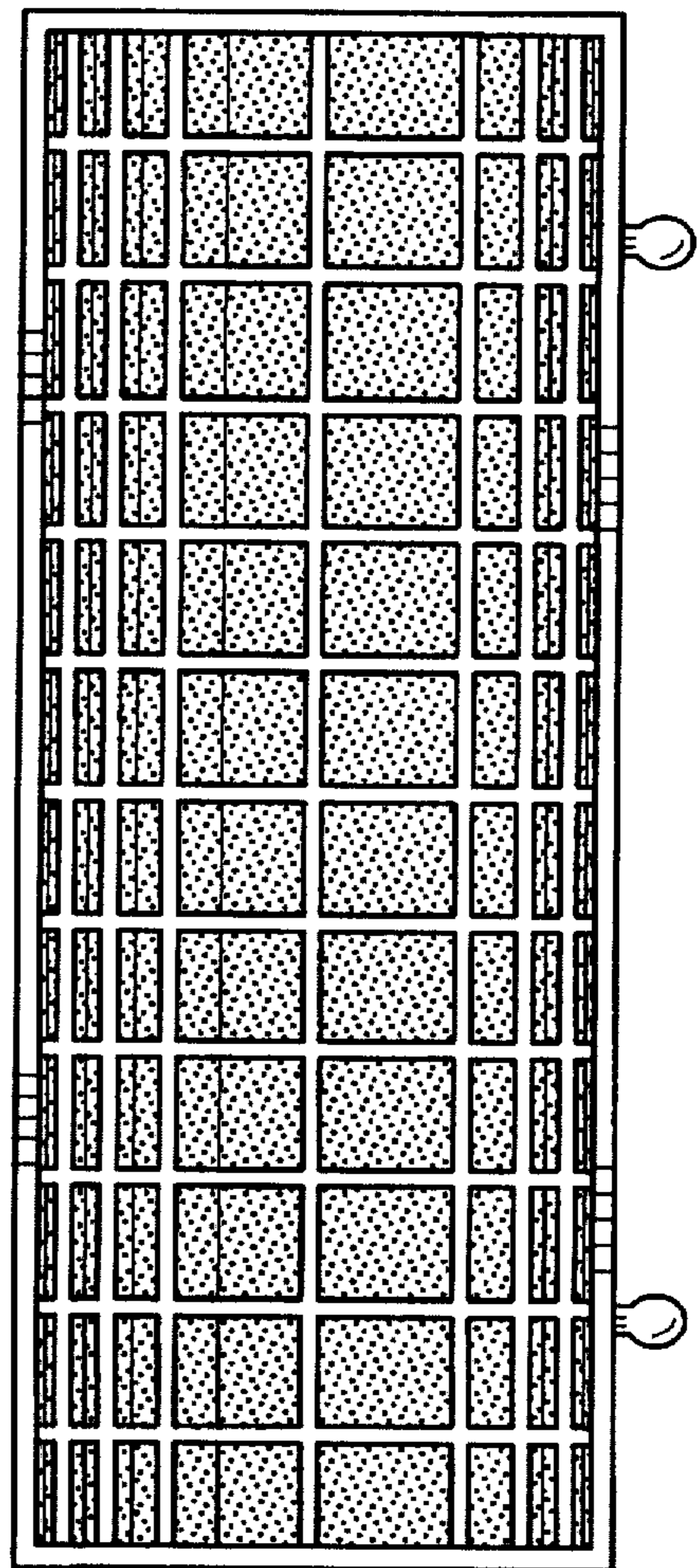


FIG. 2

FIG. 3







FIG. 4

FIG. 5



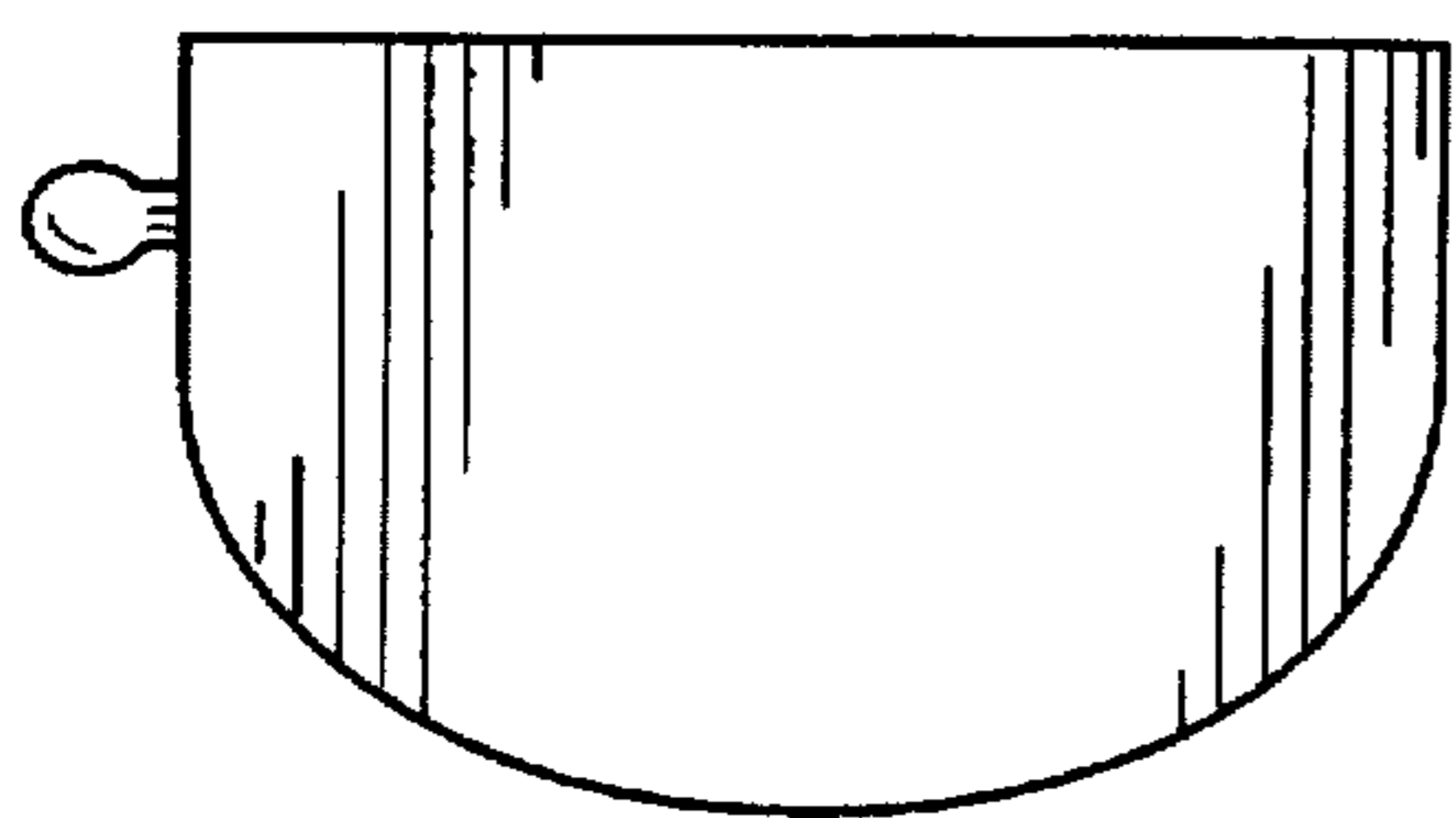


FIG. 6

FIG. 7

