



US00D385273S

United States Patent [19] de Boer

[11] Patent Number: **Des. 385,273**

[45] Date of Patent: ****Oct. 21, 1997**

[54] **CORDLESS CARD READER**

[75] Inventor: **Menno de Boer, The Hague, Netherlands**

[73] Assignee: **Koninklijke PTT Nederland NV, The Hague, Netherlands**

[**] Term: **14 Years**

[21] Appl. No.: **52,742**

[22] Filed: **Apr. 2, 1996**

[30] **Foreign Application Priority Data**

Oct. 3, 1995 [BX] Benelux TM/Des. Off. 71182-00

[51] LOC (6) CL. **14-03**

[52] U.S. Cl. **D14/146; D14/105; D14/140**

[58] Field of Search D14/100, 107, D14/105, 114, 140, 142, 146, 240, 242, 138, 147, 148; 379/96, 99, 63, 357, 440, 441, 442, 428, 419, 420; 235/435, 449, 482, 470, 472, 380, 382

[56] **References Cited**

U.S. PATENT DOCUMENTS

D. 298,536 11/1988 Brefka D14/105

D. 301,885	6/1989	Takemeta et al.	D14/147 X
D. 311,185	10/1990	Chiassi	D14/142
D. 330,891	11/1992	Urbas et al.	D14/105
D. 339,140	9/1993	Chong	D14/245
D. 345,157	3/1994	Happo et al.	D14/138
D. 355,181	2/1995	Siddoway	D14/138
D. 367,472	2/1996	Clark et al.	D14/105

Primary Examiner—Jeffrey Asch
Attorney, Agent, or Firm—Frishauf, Holtz, Goodman, Langer & Chick

[57] **CLAIM**

The ornamental design for a cordless card reader, as shown.

DESCRIPTION

FIG. 1 is a front view of a cordless card reader showing my new design;

FIG. 2 is a bottom view thereof;

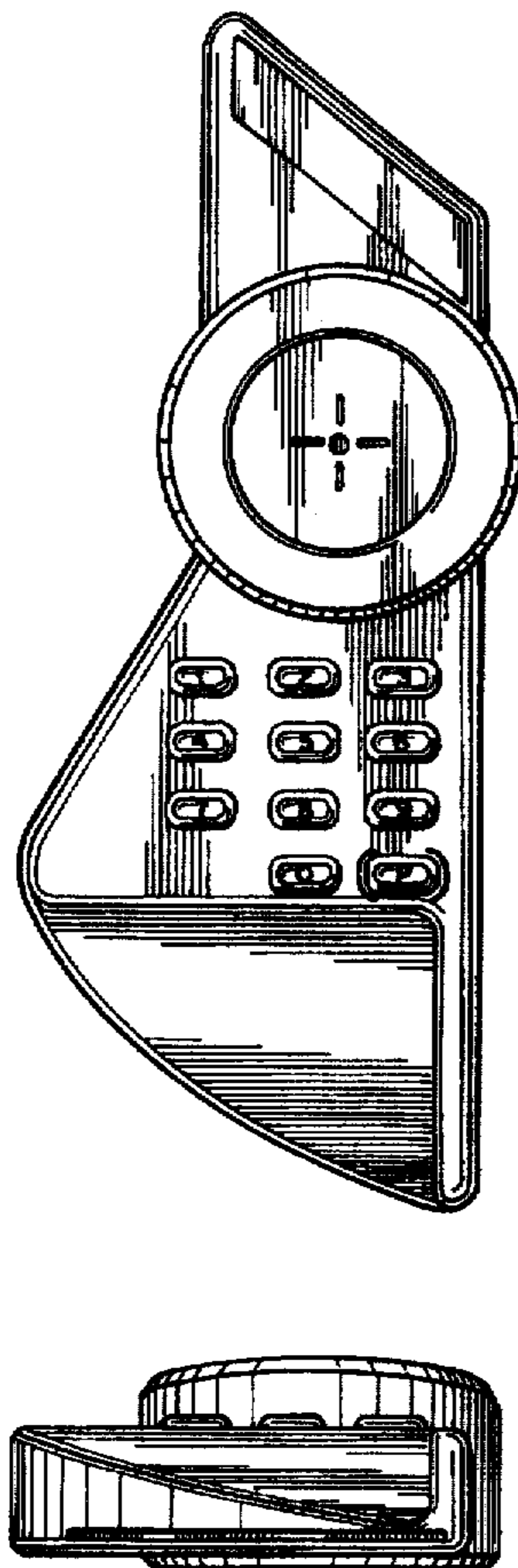
FIG. 3 is a left side elevational view thereof;

FIG. 4 is a right side elevational view thereof;

FIG. 5 is a top view thereof; and,

FIG. 6 is a rear view thereof.

1 Claim, 3 Drawing Sheets



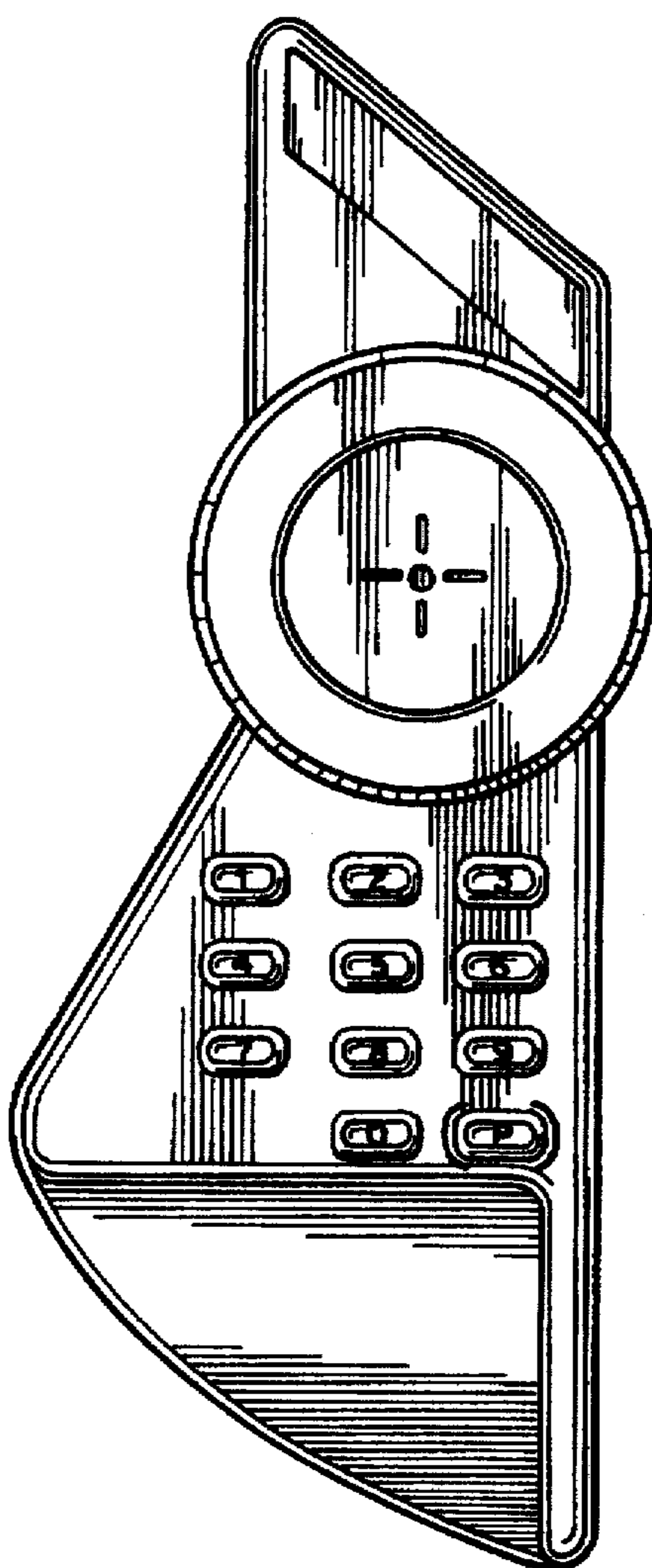


Fig. 1




Fig. 2




Fig. 3

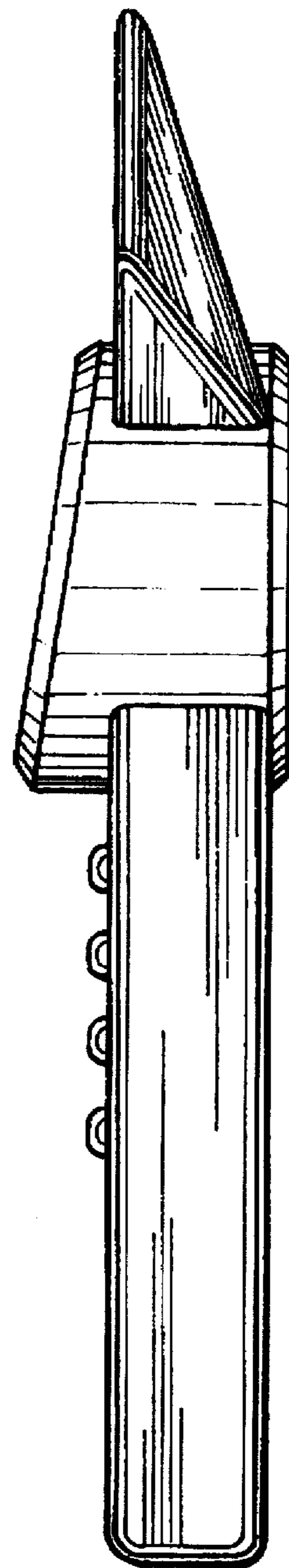


Fig. 4




Fig. 5

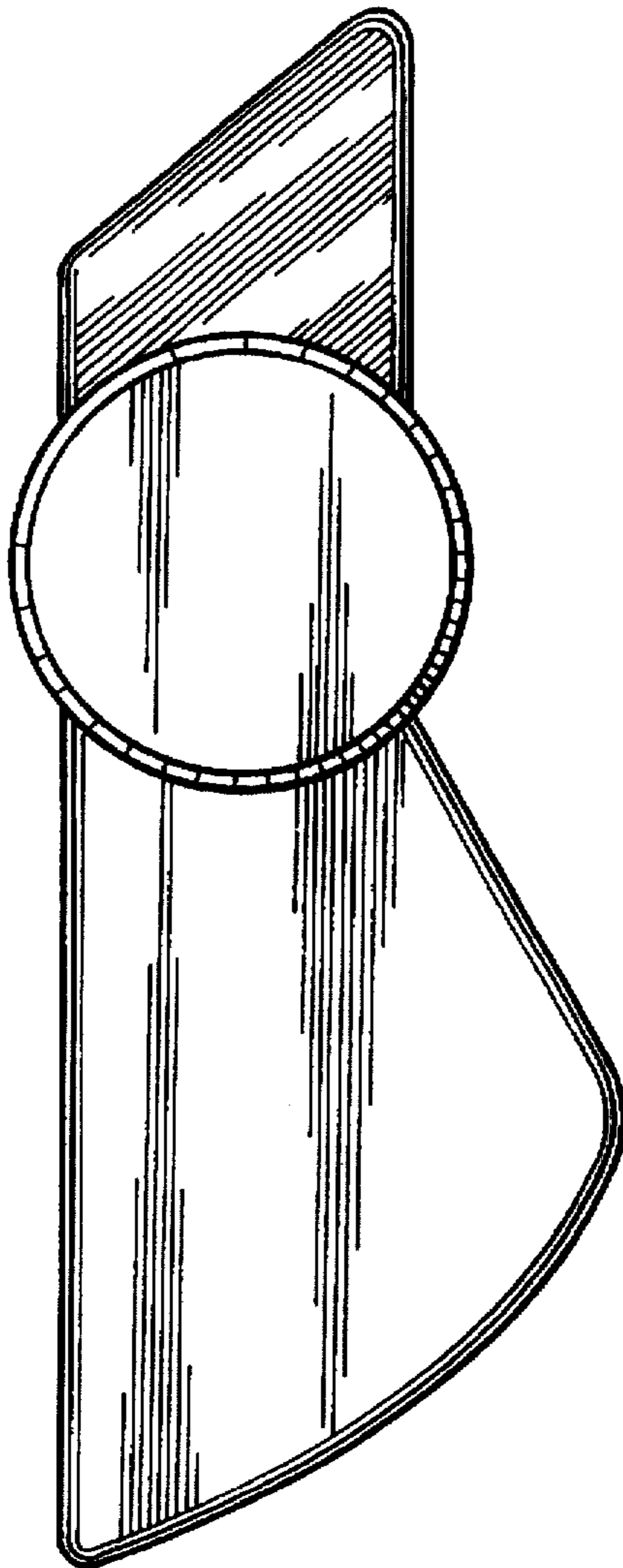


Fig. 6