



US00D385268S

United States Patent [19]

Brettschneider

[11] Patent Number: Des. 385,268

[45] Date of Patent: **Oct. 21, 1997

[54] CASING FOR COIN OPERATED TV

[75] Inventor: Dirk Ingo Brettschneider, Lübbecke, Germany

[73] Assignee: adp Gauselmann GmbH, Lübbecke, Germany

[**] Term: 14 Years

[21] Appl. No.: 5,402

[22] Filed: Mar. 2, 1993

[30] Foreign Application Priority Data

Sep. 2, 1992 [DE] Germany M 92 06 298.9

[51] LOC (6) Cl. 14-03

[52] U.S. Cl. D14/133; D14/126; D14/173

[58] Field of Search D14/173, 174, D14/125-134; D21/1, 37, 38; 273/138 A, 144 A, 144 B, 144 R, 142 R, 143 R, 138 B

[56] References Cited

U.S. PATENT DOCUMENTS

- D. 154,412 7/1949 Merhar D21/37 X
- D. 184,969 4/1959 Sundberg D14/173

- D. 219,992 2/1971 Belokin, Jr. D21/38
- D. 291,887 9/1987 Oscar D14/129
- D. 344,122 2/1994 McKay et al. D21/37
- 4,948,134 8/1990 Suttle et al. D21/38 X

OTHER PUBLICATIONS

Vending Times, May 1983, p. 64, bottom left—digital controls gaming machine.

Primary Examiner—B. J. Bullock
Assistant Examiner—Richelle Shelton
Attorney, Agent, or Firm—Horst M. Kasper


[57] CLAIM

The ornamental design for a casing for coin operated TV, as shown and described.

DESCRIPTION

FIG. 1 is a front and left side perspective view of a casing for coin operated TV showing my new design; FIG. 2 is a front view thereof; FIG. 3 is a left side view thereof, the right side being a mirror image; FIG. 4 is a rear view thereof; and, FIG. 5 is a top plan view thereof.

1 Claim, 5 Drawing Sheets






Fig. 1




Fig.2

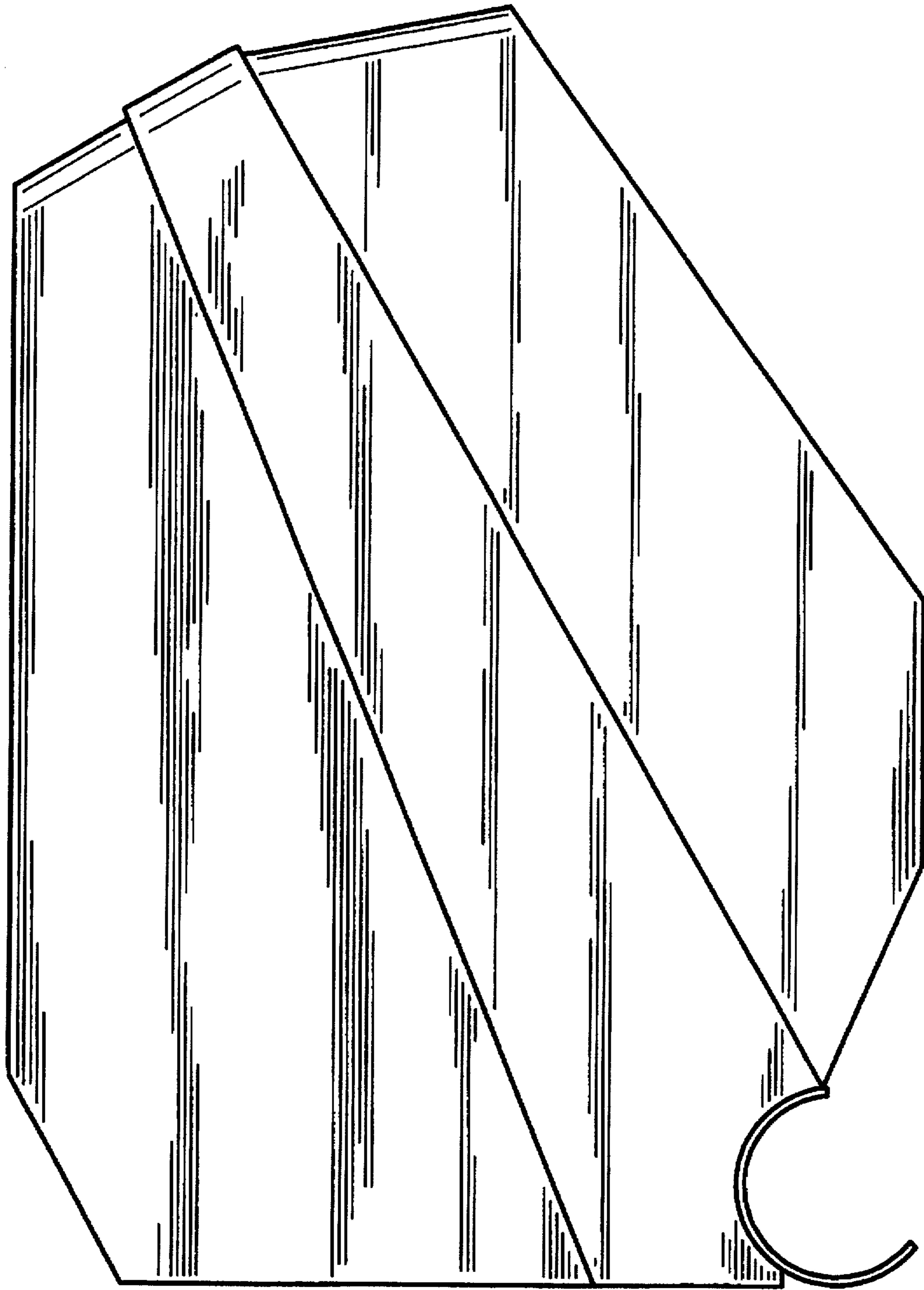


Fig.3

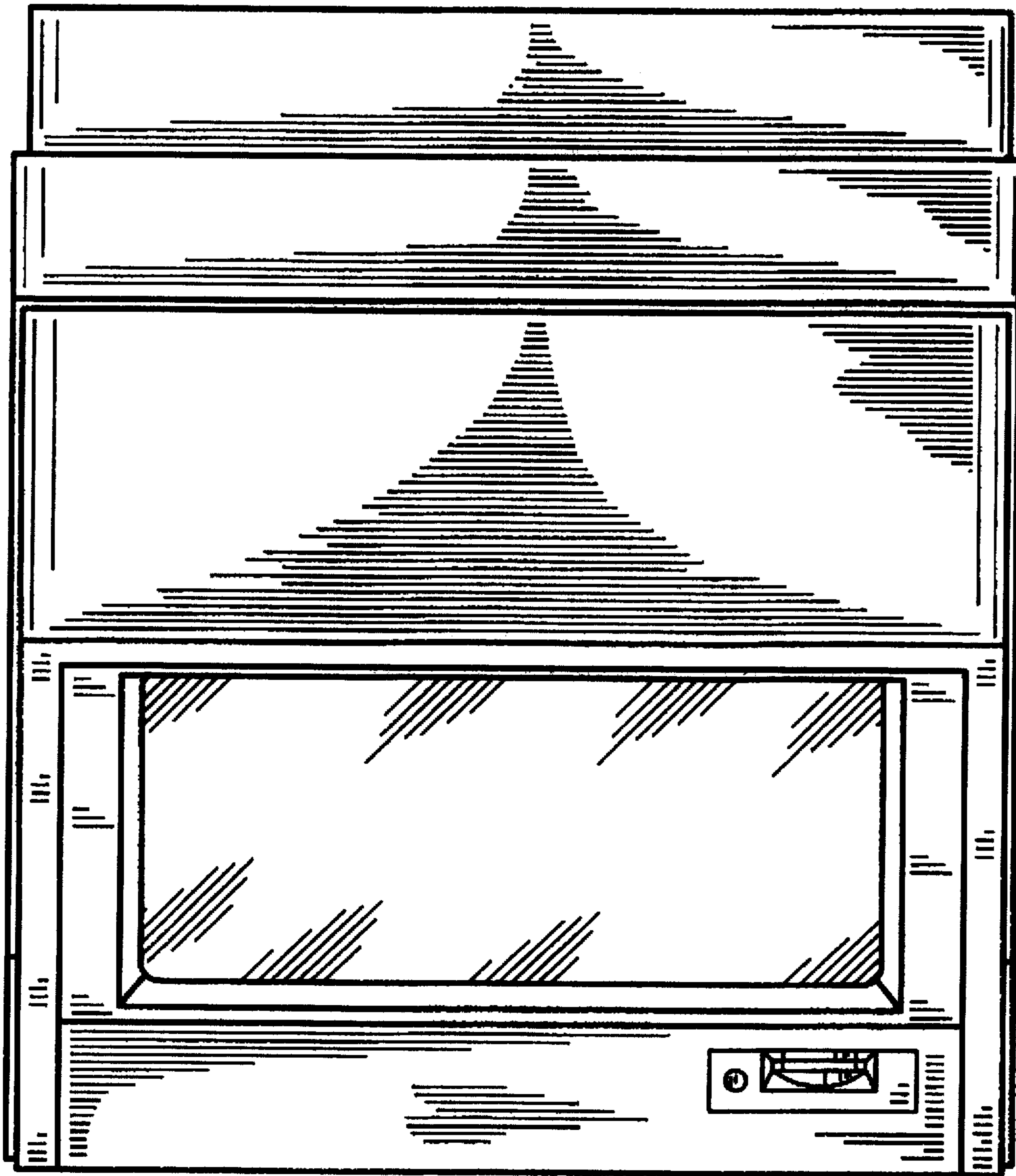


Fig. 4




Fig.5