

US00D385221S

United States Patent [19]

[11] Patent Number: Des. 385,221

Gallitzendoerfer et al.

[45] Date of Patent: **Oct. 21, 1997

[54] MOTOR VEHICLE BODY

[75] Inventors: **Josef Gallitzendoerfer; Harald Leschke**, both of Sindelfingen; **Christopher K. Rhoades**, Herrenberg-Haslach, all of Germany

[73] Assignee: **Mercedes-Benz AG**, Stuttgart, Germany

[**] Term: **14 Years**

[21] Appl. No.: **48,025**

[22] Filed: **Dec. 15, 1995**

[51] LOC (6) Cl. **12-08**

[52] U.S. Cl. **D12/92**

[58] Field of Search **D72/90-92; 296/185**

[56] **References Cited**

U.S. PATENT DOCUMENTS

D. 283,808	5/1986	Strosek	D12/92
D. 351,573	10/1994	Konz et al.	D12/92
D. 354,778	1/1995	Sacco et al.	D12/92
D. 368,448	4/1996	Sacco et al.	D12/92
D. 370,876	6/1996	Santoro et al.	D12/92
D. 371,329	7/1996	Axe	D12/92

Primary Examiner—Melody N. Brown
Attorney, Agent, or Firm—Evenson, McKeown, Edwards & Lenahan, P.L.L.C.


[57] **CLAIM**

The ornamental design for a motor vehicle body, as shown and described.

DESCRIPTION

FIG. 1 is a front view of a motor vehicle body according to our novel design;
 FIG. 2 is a left-front perspective view of a motor vehicle body according to our novel design;
 FIG. 3 is a left side view of a motor vehicle body according to our novel design;
 FIG. 4 is a rear view of a motor vehicle body according to our novel design;
 FIG. 5 is a right-rear perspective view of a motor vehicle body according to our novel design;
 FIG. 6 is a right side view of a motor vehicle body according to our novel design; and,
 FIG. 7 is a top view of a motor vehicle body according to our novel design.

1 Claim, 5 Drawing Sheets






FIG. 1




FIG. 2

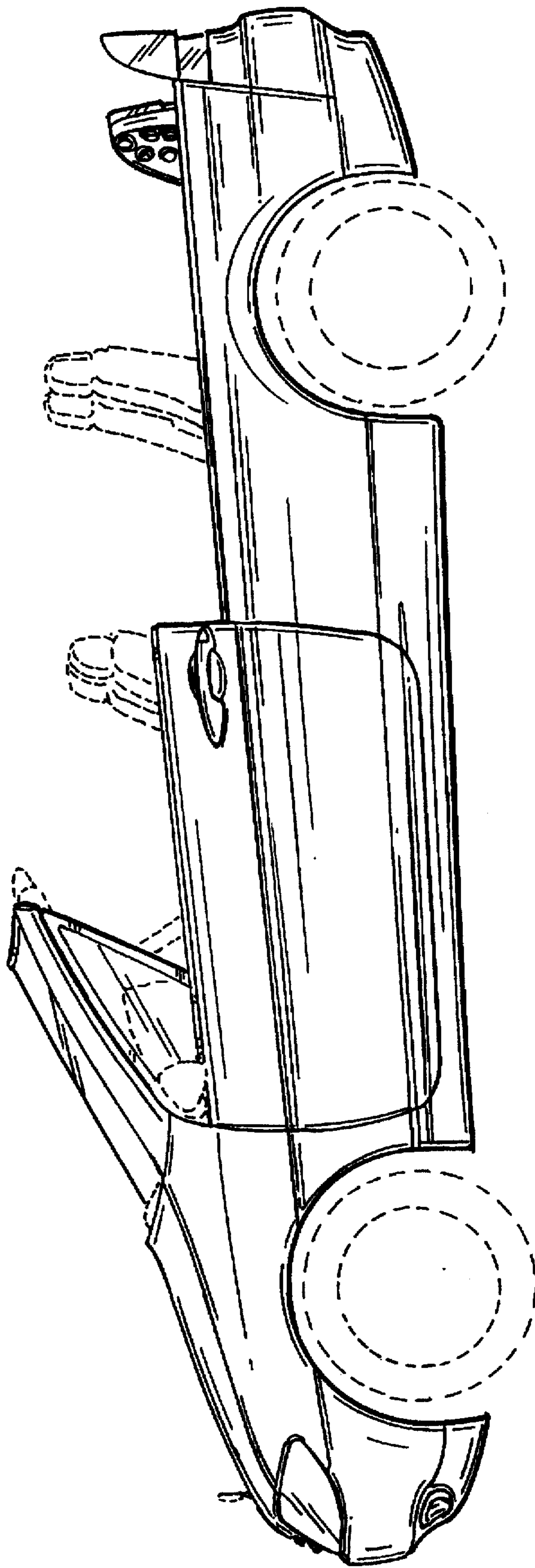


FIG. 3

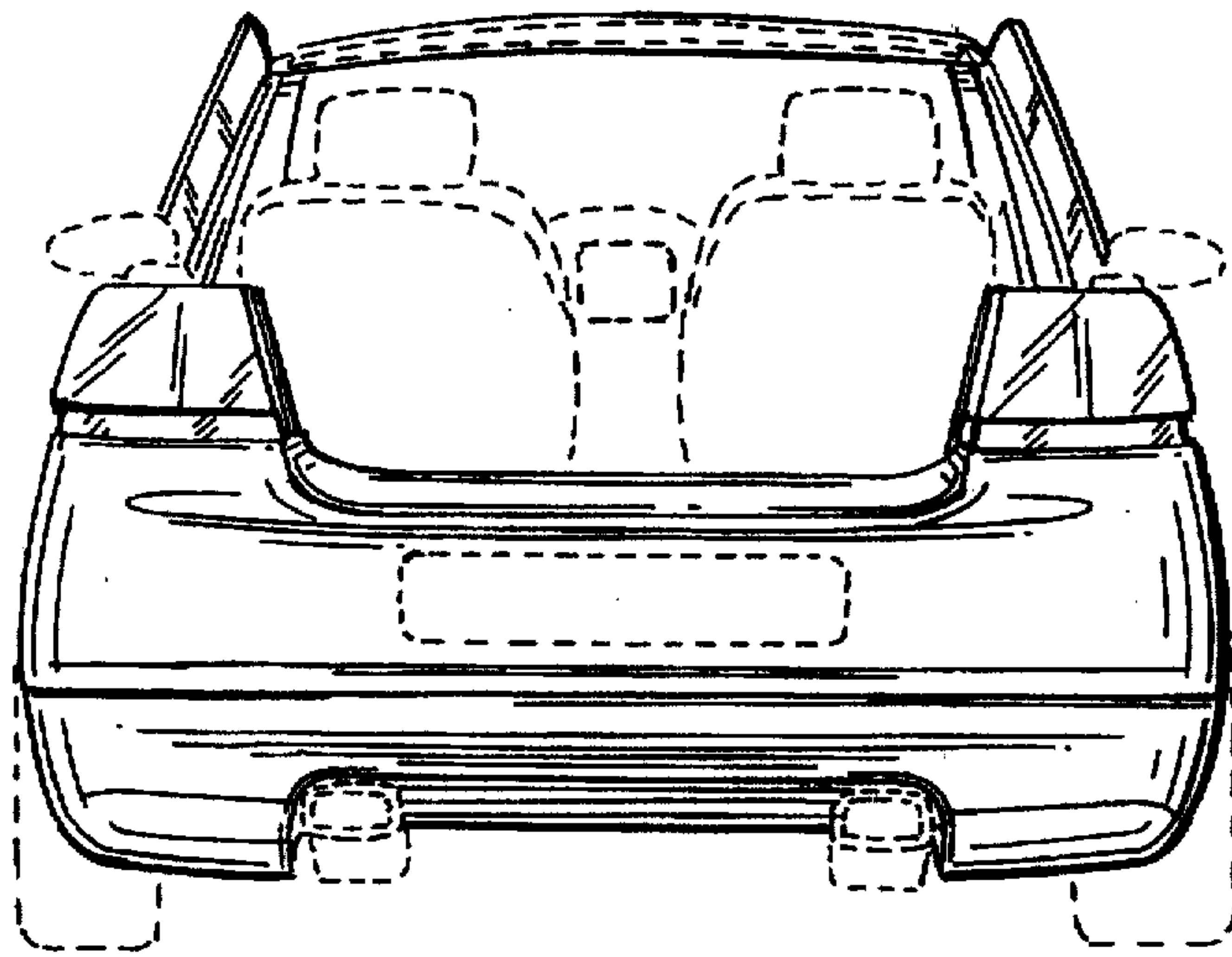


FIG. 4




FIG. 5

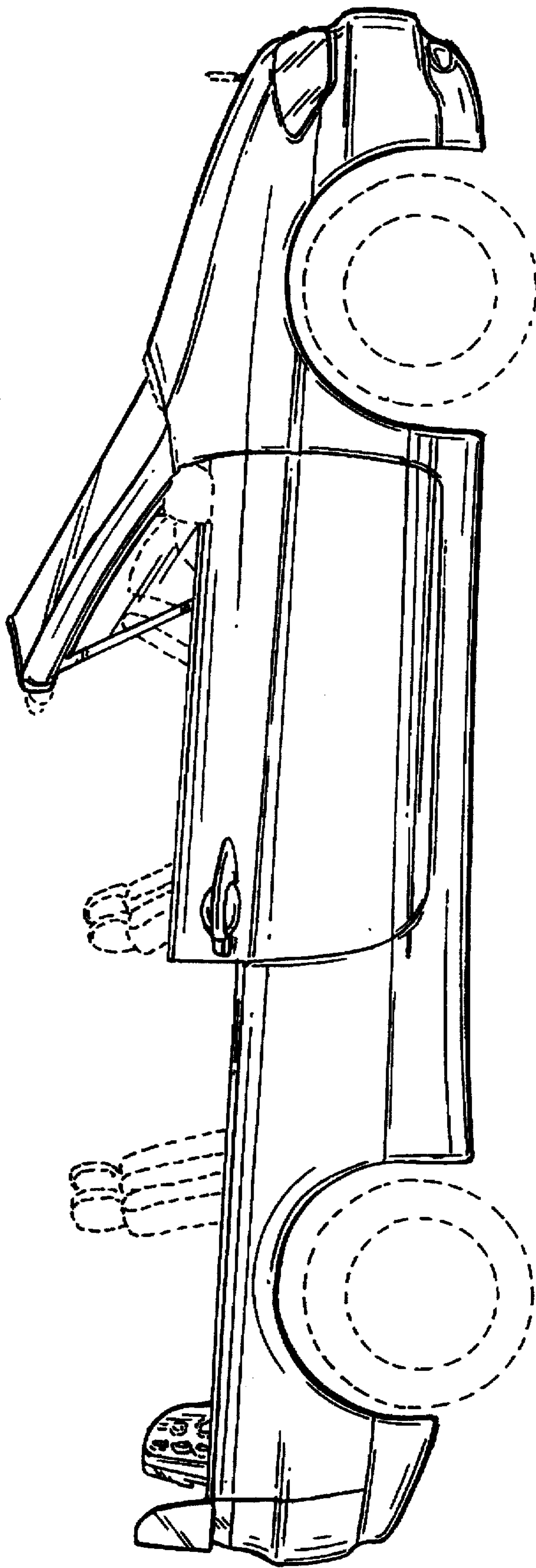


FIG. 6

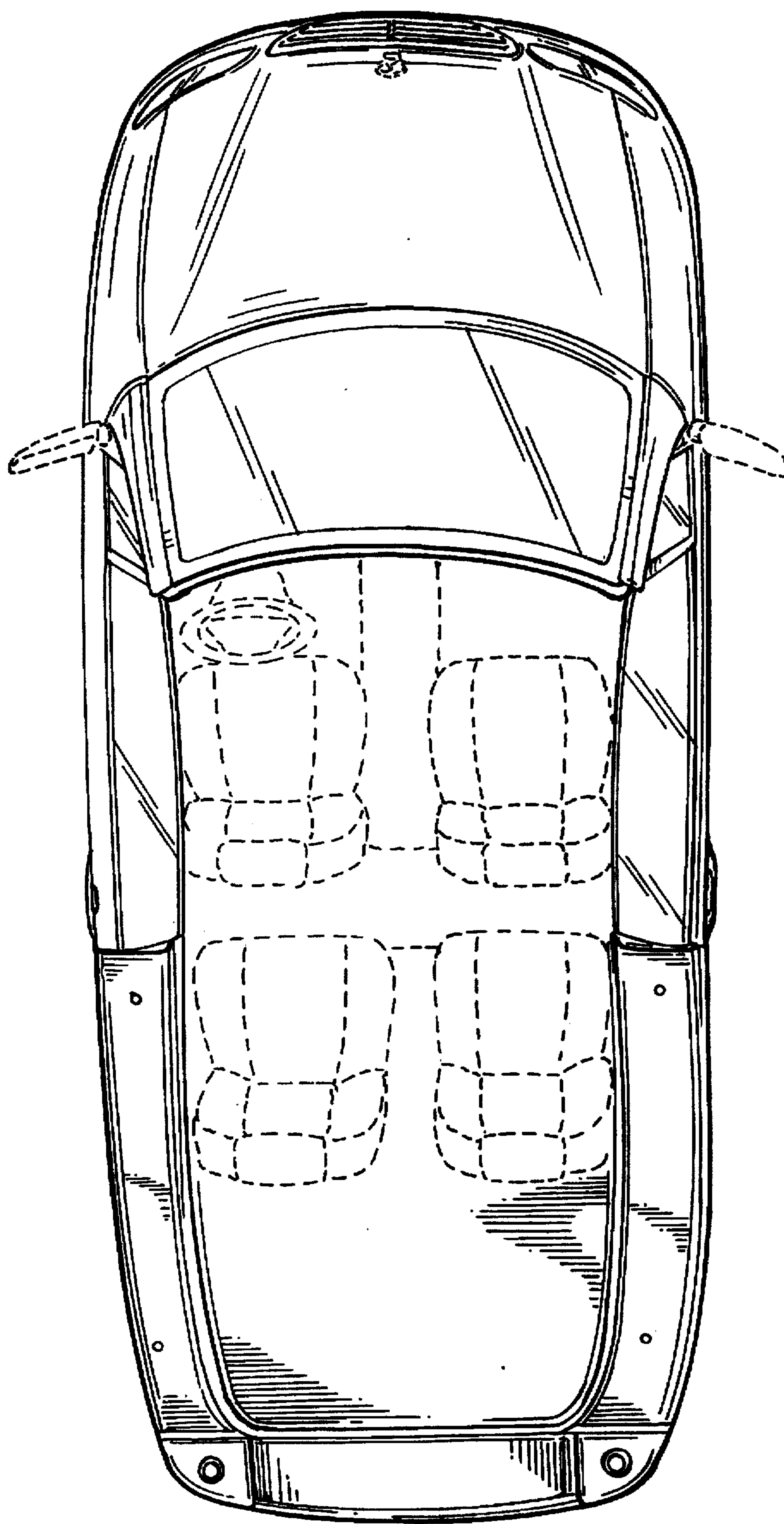


FIG. 7