



US00D385219S

United States Patent [19]

[11] Patent Number: **Des. 385,219**

Buchecker

[45] Date of Patent: ****Oct. 21, 1997**

[54] **GOLF CART**

[75] Inventor: **Willi Buchecker, Titting, Germany**

[73] Assignee: **BL Produktions GmbH, Titting, Germany**

[**] Term: **14 Years**

[21] Appl. No.: **35,554**

[22] Filed: **Mar. 1, 1995**

[30] **Foreign Application Priority Data**

Sep. 9, 1994 [AU] Australia MU 3593/94

[51] LOC (6) Cl. **12-02**

[52] U.S. Cl. **D12/16**

[58] Field of Search D12/16, 110, 107, D12/112; 280/DIG. 5; 180/215-217, 231

[56] **References Cited**

U.S. PATENT DOCUMENTS

- D. 205,175 6/1966 Stanaback D12/16
- D. 222,242 10/1971 Delaney et al. D12/16

- D. 223,345 4/1972 Nycum D12/16
- D. 227,392 6/1973 Skyer et al. D12/16
- D. 228,751 10/1973 Kouri D12/16
- D. 242,439 11/1976 Gervais D12/16
- D. 284,643 7/1986 Pankow D12/16
- D. 351,125 10/1994 Chen D12/112

Primary Examiner—Melody N. Brown
Attorney, Agent, or Firm—Watson, Cole, Stevens, Davis, P.L.L.C.

[57] **CLAIM**

The ornamental design for a golf cart, as shown and described.

DESCRIPTION

FIG. 1 is a left side elevational view of a golf cart showing my new design,
FIG. 2 is a right side elevational view thereof,
FIG. 3 is a front view thereof,
FIG. 4 is a rear view thereof,
FIG. 5 is a top plan view thereof, and
FIG. 6 is an enlarged fragmentary perspective view of the front end portion shown in FIG. 5.

1 Claim, 3 Drawing Sheets




FIG. 1




FIG. 2




FIG. 3

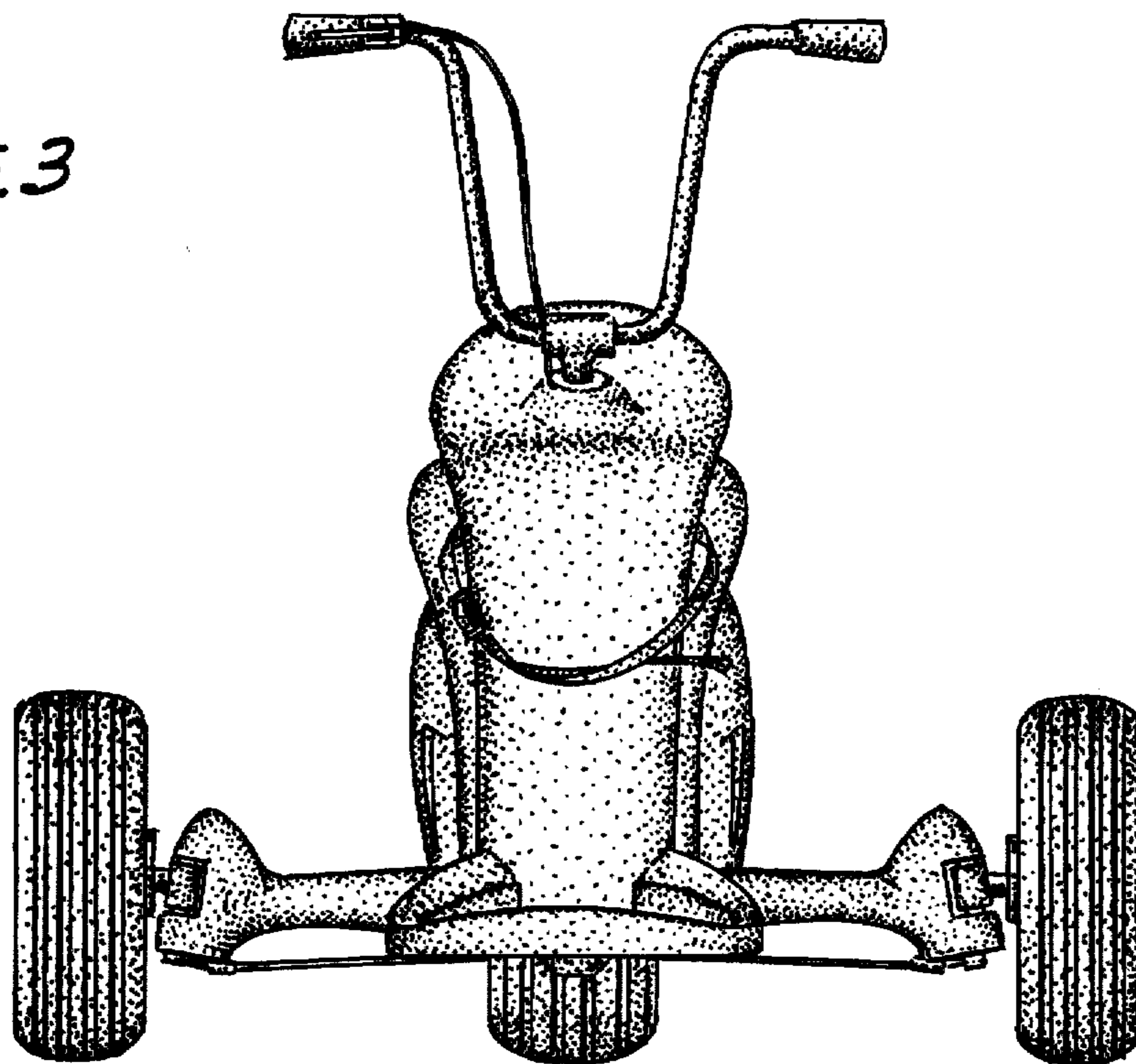


FIG. 4

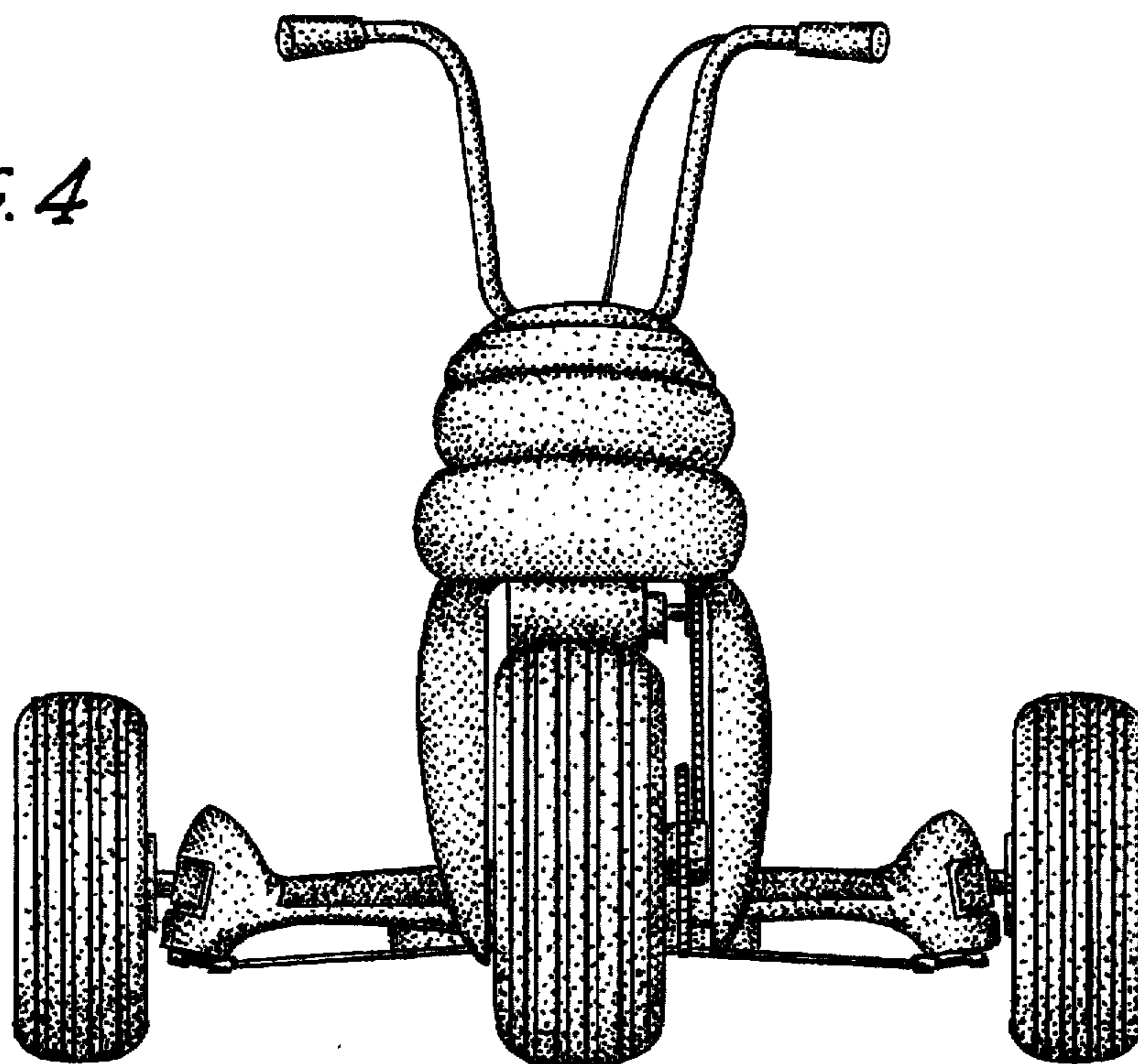


FIG. 5

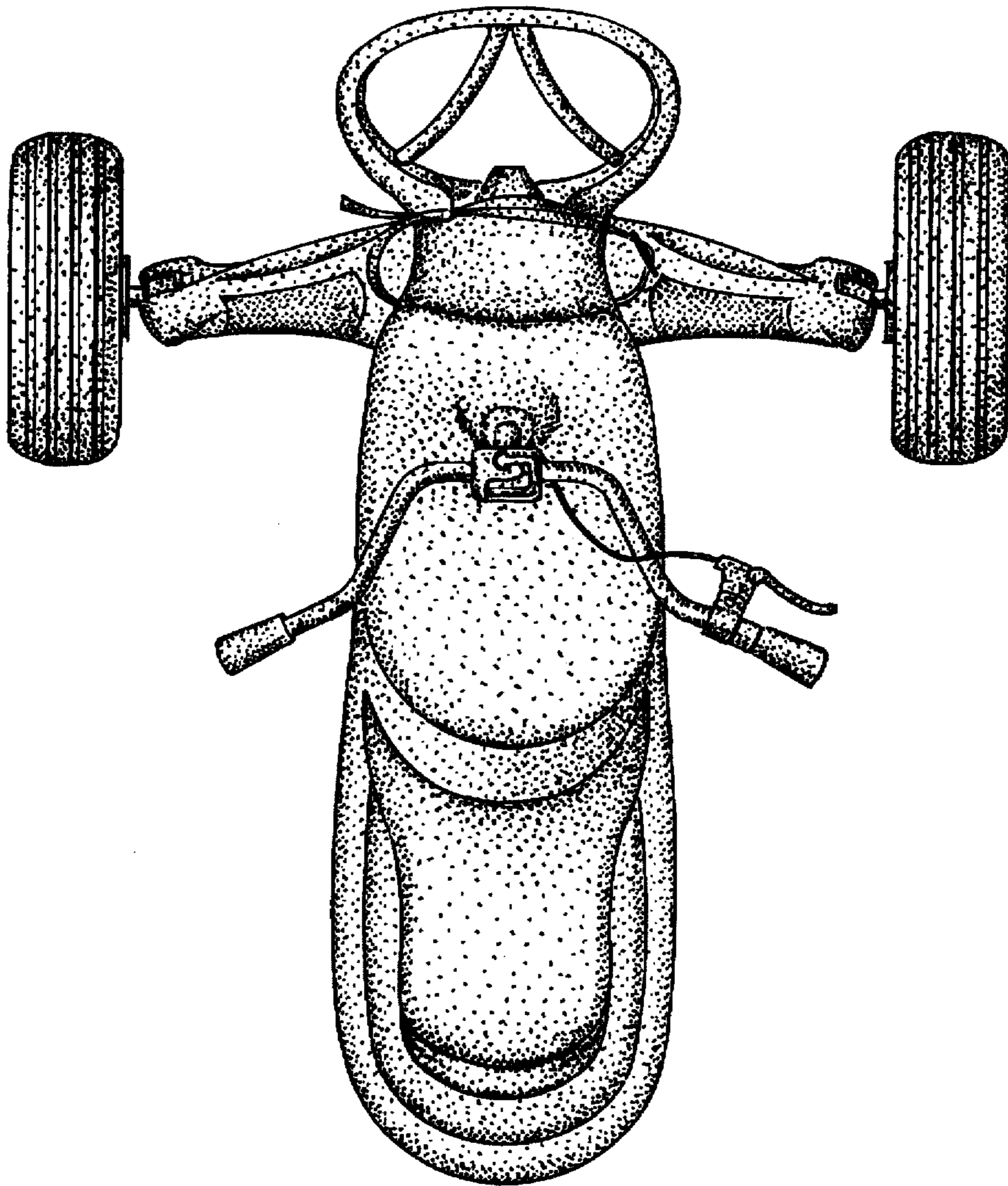


FIG. 6

