



US00D385205S

United States Patent [19] Taylor

[11] Patent Number: **Des. 385,205**
[45] Date of Patent: ****Oct. 21, 1997**

[54] **CARD RULE**
[75] Inventor: **Christopher L. Taylor, Dallas, Tex.**
[73] Assignee: **Taylor Design Group, Inc., Dallas, Tex.**
[**] Term: **14 Years**

2,616,181 11/1952 Van Doorne 33/484
2,883,754 4/1959 Luebkehan .
3,303,570 2/1967 Hamann, Sr. .
4,089,116 5/1978 Bearinger 33/485
4,171,573 10/1979 Picciotto .
4,235,022 11/1980 Aldape .
4,484,395 11/1984 Samuels 33/494
4,503,624 3/1985 Whiteford .
5,090,129 2/1992 Cunningham .

[21] Appl. No.: **59,045**
[22] Filed: **Aug. 30, 1996**

Primary Examiner—Antoine Duval Davis
Attorney, Agent, or Firm—Workman, Nydegger & Seeley

[51] **LOC (6) Cl.** **10-04**
[52] **U.S. Cl.** **D10/71; D10/64**
[58] **Field of Search** **D10/64, 70, 71;**
33/480-494

[57] **CLAIM**
The ornamental design for a card rule, as shown and described.

[56] **References Cited**

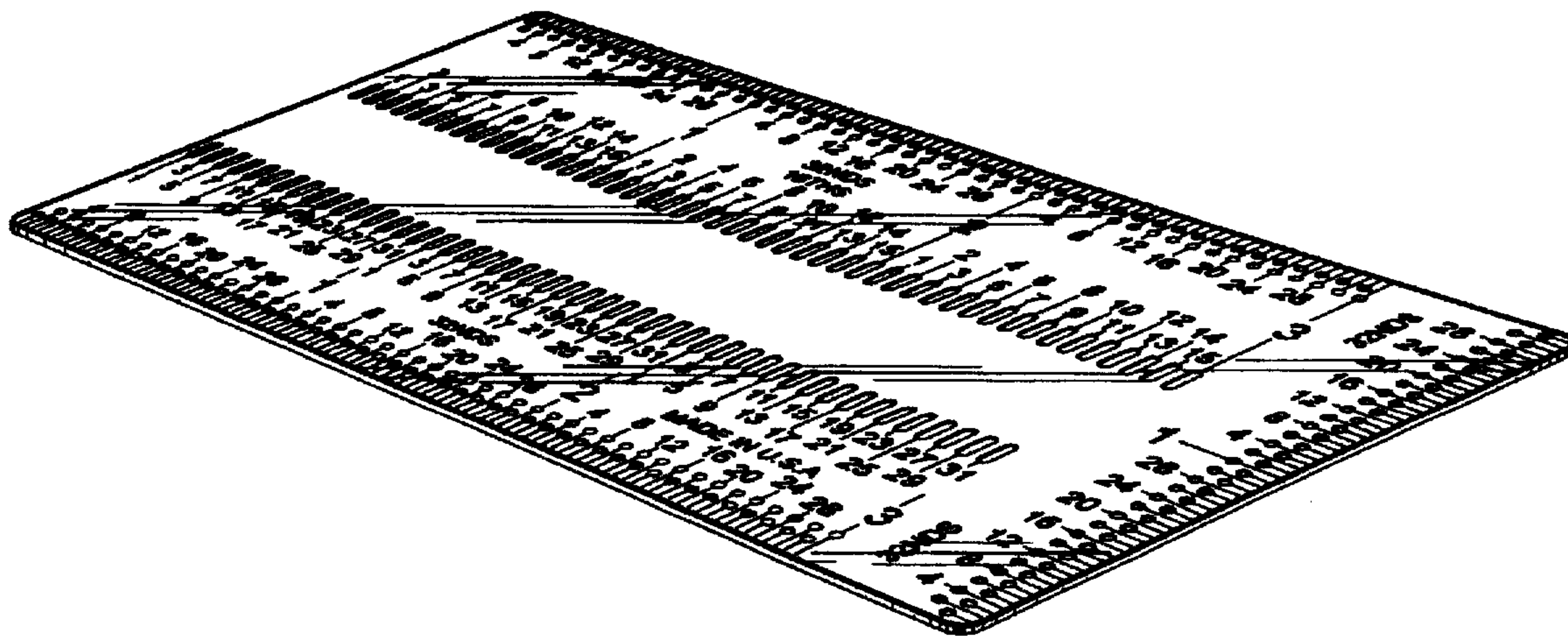
DESCRIPTION

U.S. PATENT DOCUMENTS

D. 273,769 5/1984 Sidrak D10/71
732,379 6/1903 Shireman .
844,243 2/1907 Breul .
854,351 5/1907 Hight .
861,799 7/1907 Breil .
946,695 1/1910 Dinsmoor .
1,257,683 2/1918 Defenbaugh .
1,309,930 7/1919 Akin .
1,663,293 3/1928 Cook D10/71 X

FIG. 1 is a perspective view of a card rule showing my design;
FIG. 2 is a top plan view thereof;
FIG. 3 is a bottom plan view thereof;
FIG. 4 is a side elevational view thereof, the other side being identical; and,
FIG. 5 is a front elevational view thereof, the rear elevational view being identical.

1 Claim, 1 Drawing Sheet



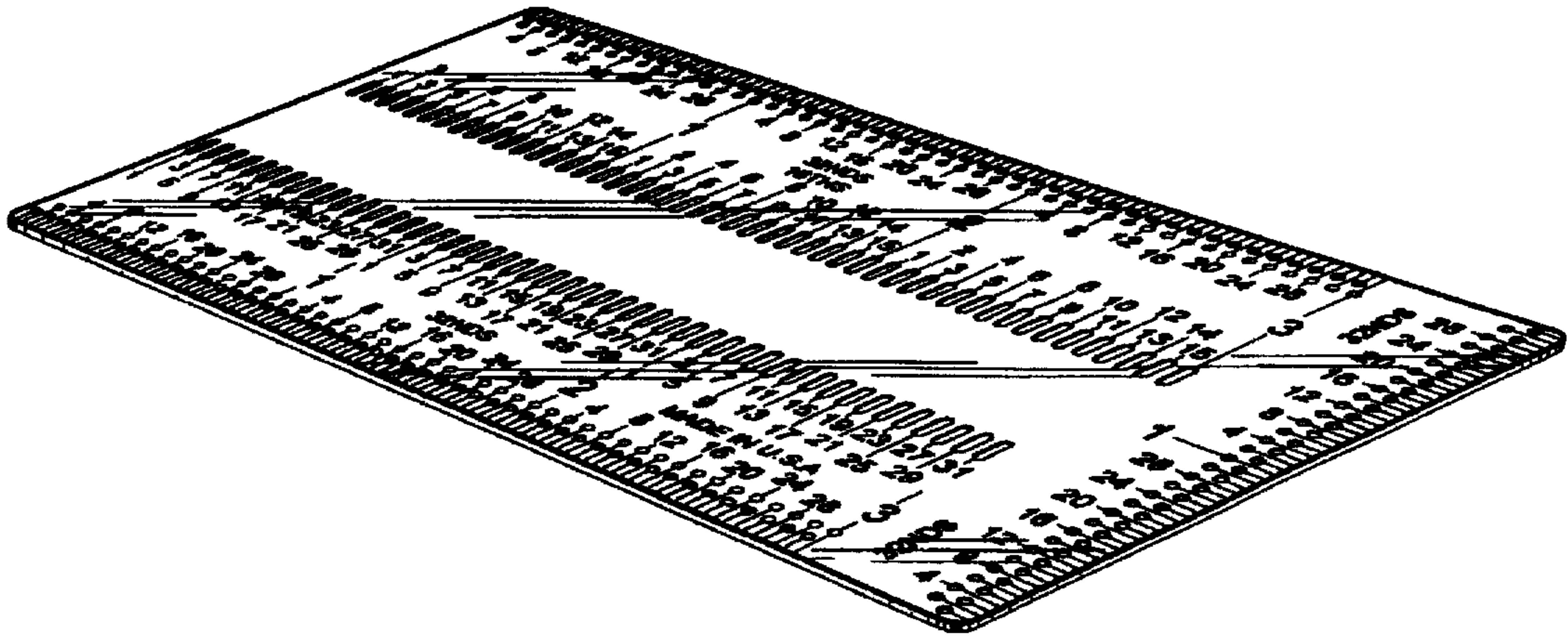


FIG. 1

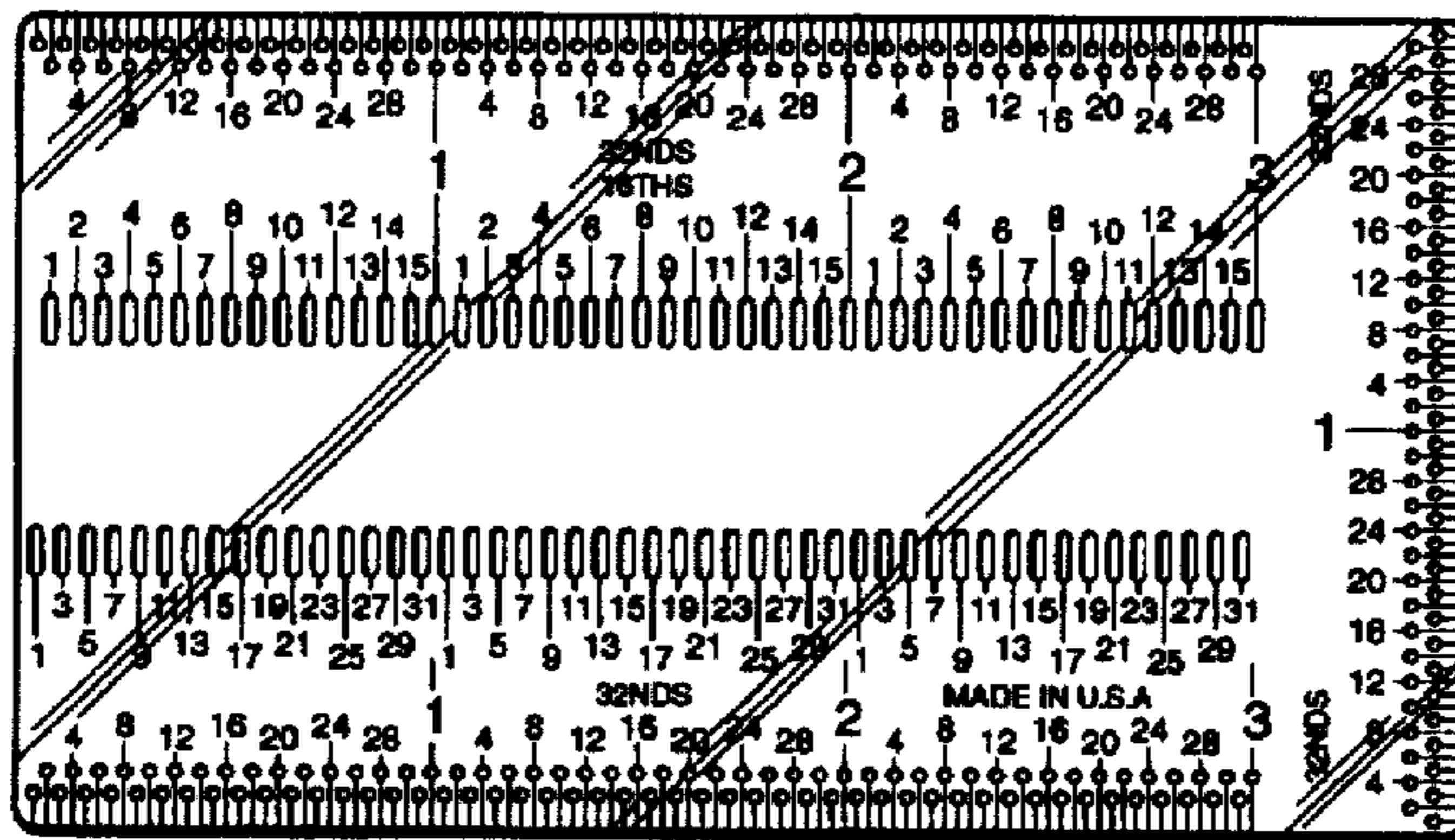


FIG. 2

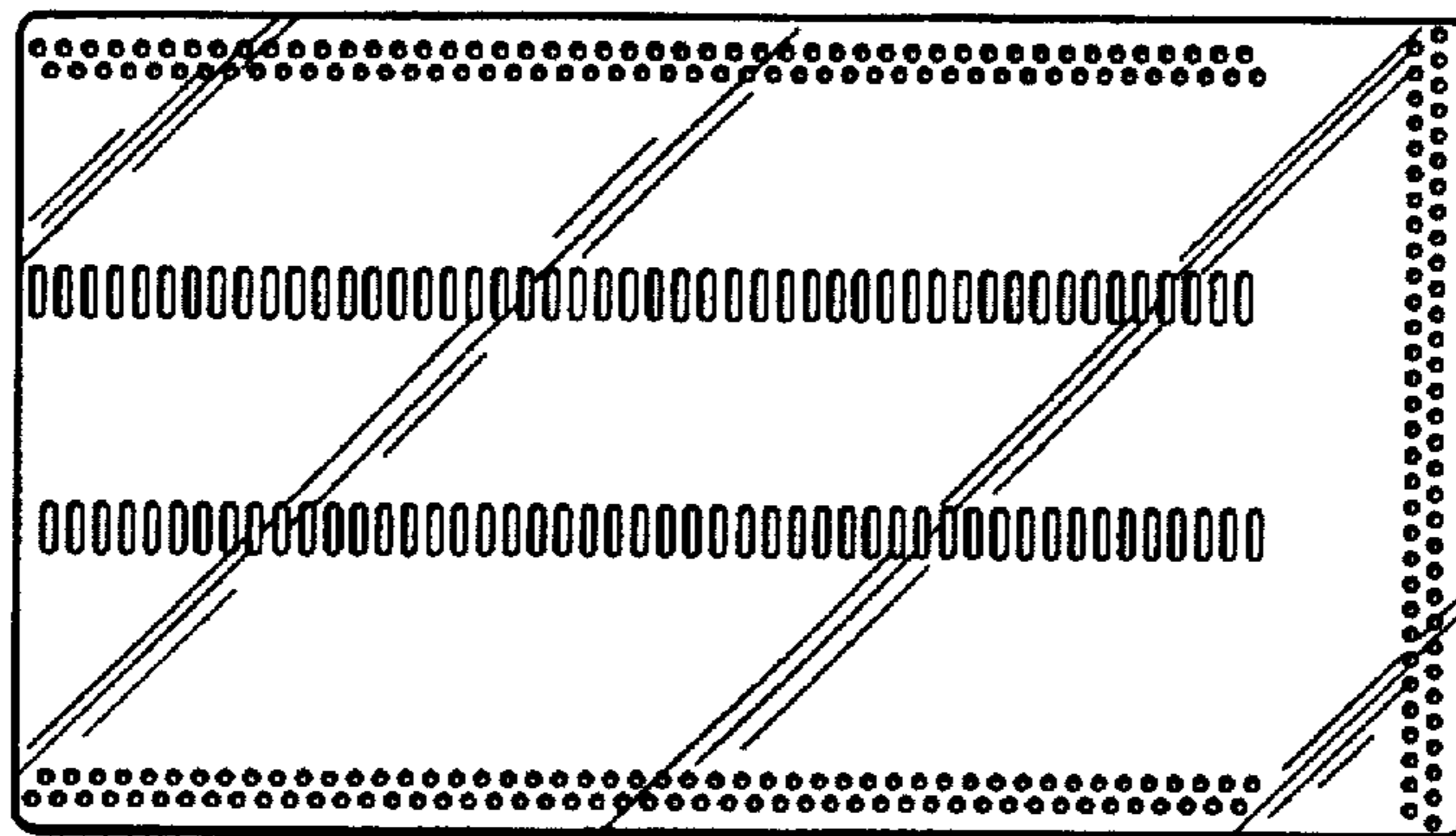


FIG. 3



FIG. 4



FIG. 5