



US00D385173S

**United States Patent** [19]  
**McWillis**

[11] **Patent Number: Des. 385,173**  
[45] **Date of Patent: \*\*Oct. 21, 1997**

[54] **FOLDING KNIFE**

[75] **Inventor: Mark K. McWillis, Milwaukie, Oreg.**

[73] **Assignee: Benchmade Knife Co., Inc., Oregon City, Oreg.**

[\*\*] **Term: 14 Years**

[21] **Appl. No.: 58,771**

[22] **Filed: Aug. 22, 1996**

[51] **LOC (6) Cl. .... 08-03**

[52] **U.S. Cl. .... D8/99**

[58] **Field of Search .... D8/98, 99; D22/118; 30/151, 152, 153, 154, 155, 156, 157, 158, 159, 160, 161**

[56] **References Cited**

**U.S. PATENT DOCUMENTS**

D. 333,251	2/1993	Glesser	.....	D8/99
D. 347,375	5/1994	Saki	.....	D8/99
D. 366,408	1/1996	Sessions et al.	.....	D8/99
D. 371,288	7/1996	Thompson	.....	D8/99
D. 373,296	9/1996	Thompson	.....	D8/99
5,060,379	10/1991	Neely	.....	30/157
5,400,509	3/1995	Collins	.....	30/155
5,495,673	3/1996	Gardiner et al.	.....	30/155

**OTHER PUBLICATIONS**

A. G. Russel Knife Catalog, 1996, pp. 12, 24, and 29, S.O.G., Gerber, and Benchmade Knives.  
Benchmade Knife Co., Inc. "1996-1997 Catalog," see Model 812S on right-hand center page of catalog (in public use at least as early as 1995).

*Primary Examiner*—Philip S. Hyder  
*Attorney, Agent, or Firm*—Chernoff, Vilhauer, McClung & Stenzel

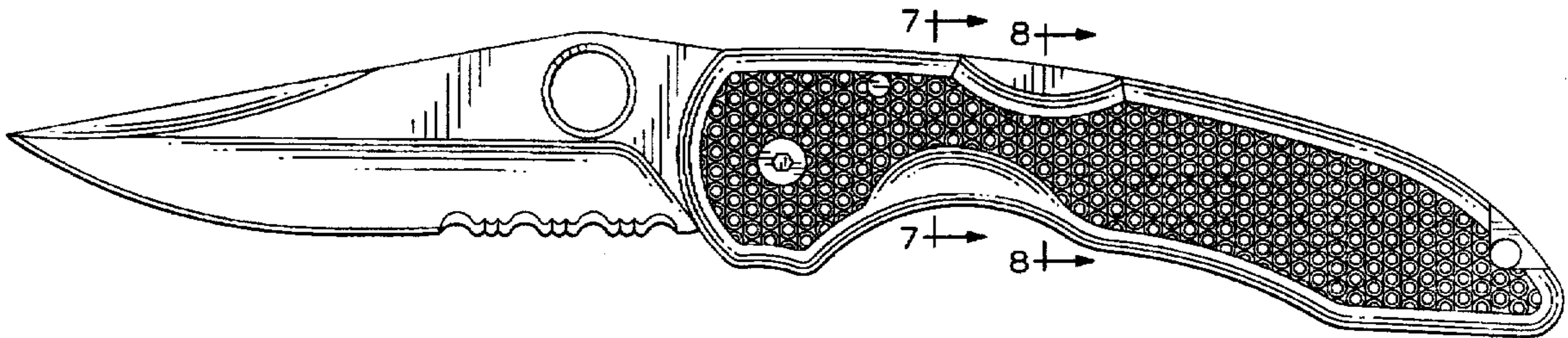
[57] **CLAIM**

The ornamental design for a folding knife, as shown and described.

**DESCRIPTION**

FIG. 1 is a left side elevational view of a folding knife, showing my new design;  
FIG. 2 is a top plan view thereof;  
FIG. 3 is a bottom plan view thereof;  
FIG. 4 is a blade end view thereof;  
FIG. 5 is a handle end view thereof;  
FIG. 6 is a right side elevational view thereof;  
FIG. 7 is fragmentary section view thereof taken on line 7—7 in FIG. 1, at an enlarged scale;  
FIG. 8 is a fragmentary view taken on line 8—8 in FIG. 1, at an enlarged scale;  
FIG. 9 is a section view taken on line 9—9 in FIG. 6, at an enlarged scale;  
FIG. 10 is a section view on line 10—10 in FIG. 6, at an enlarged scale; and,  
FIG. 11 is a section view of a fragment of the handle portion of the knife shown in FIG. 9, at a further enlarged scale, showing more clearly the features of the surface texture which forms a part of the design.

**1 Claim, 2 Drawing Sheets**



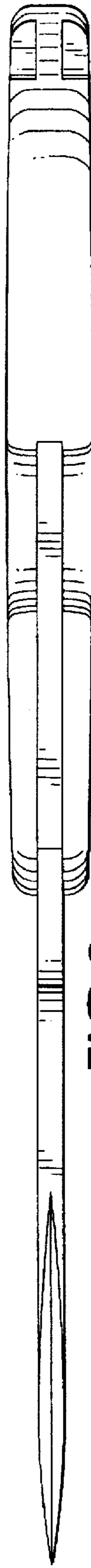
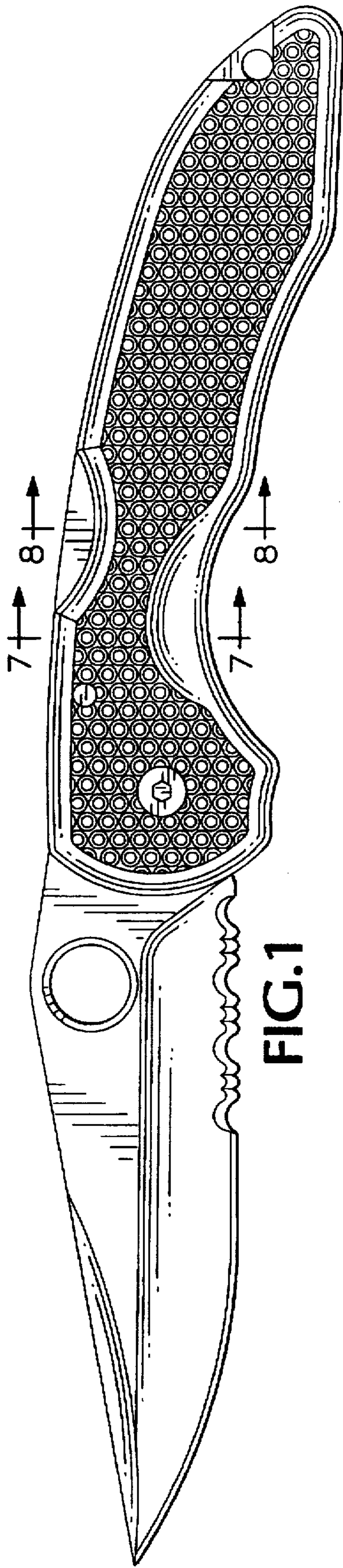


FIG. 2

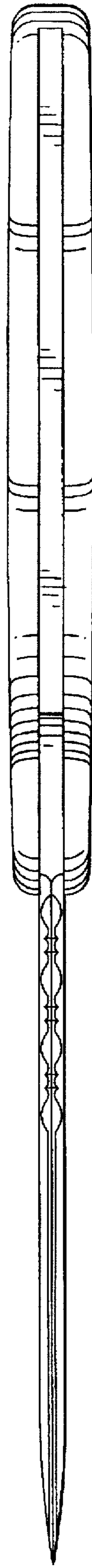


FIG. 3




FIG. 4

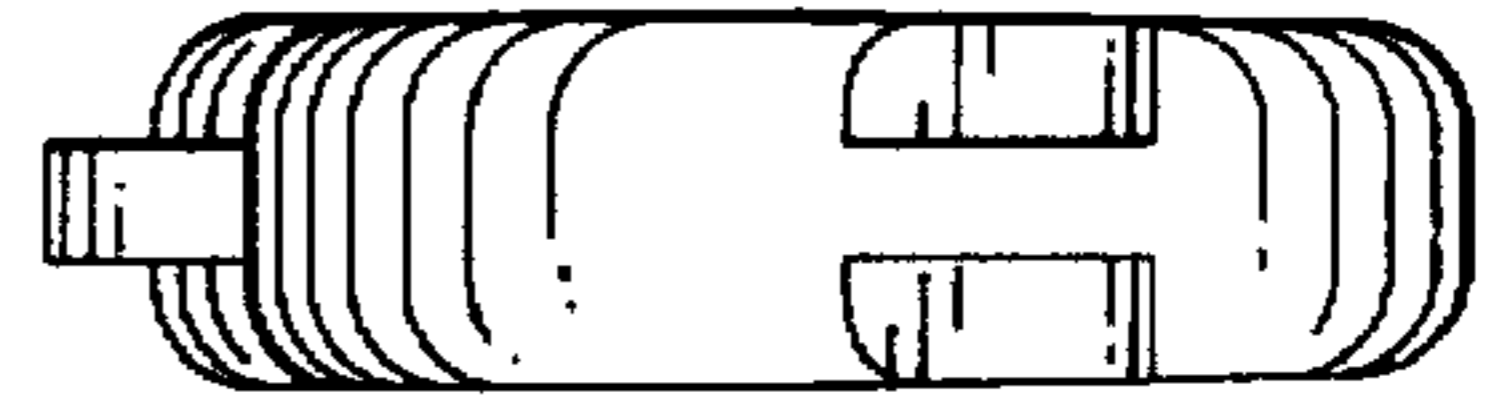


FIG. 5

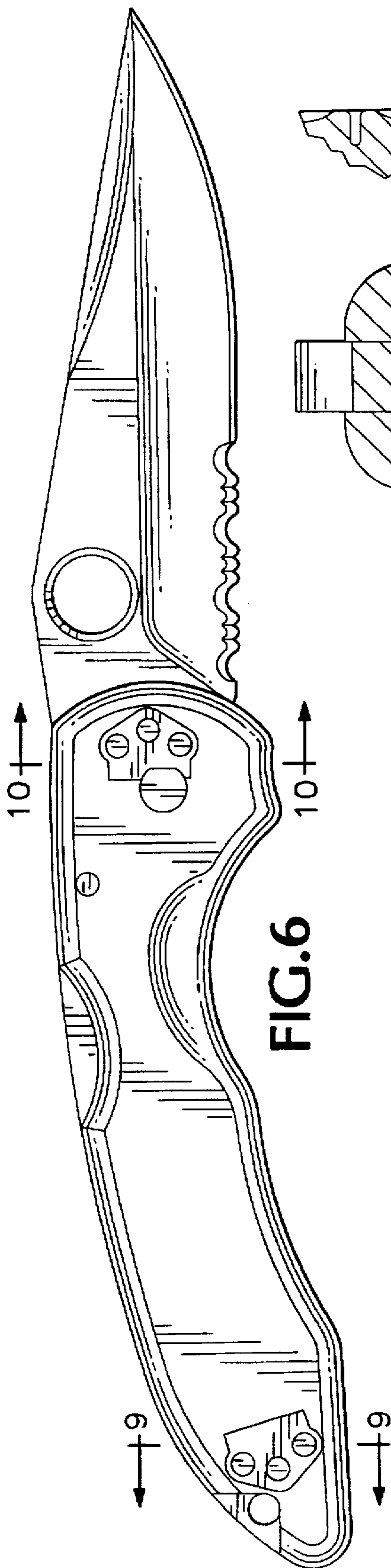


FIG. 6

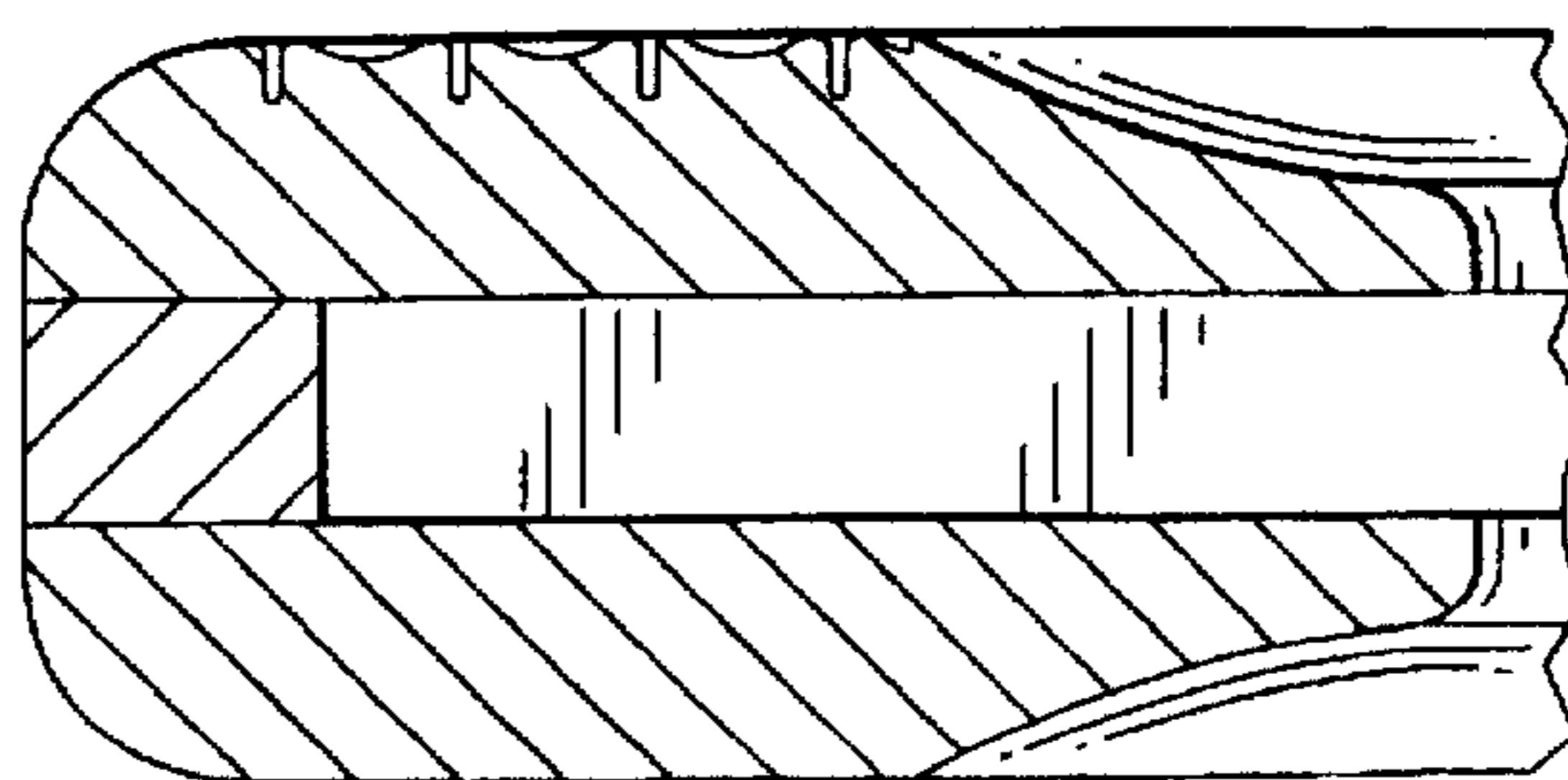


FIG. 7

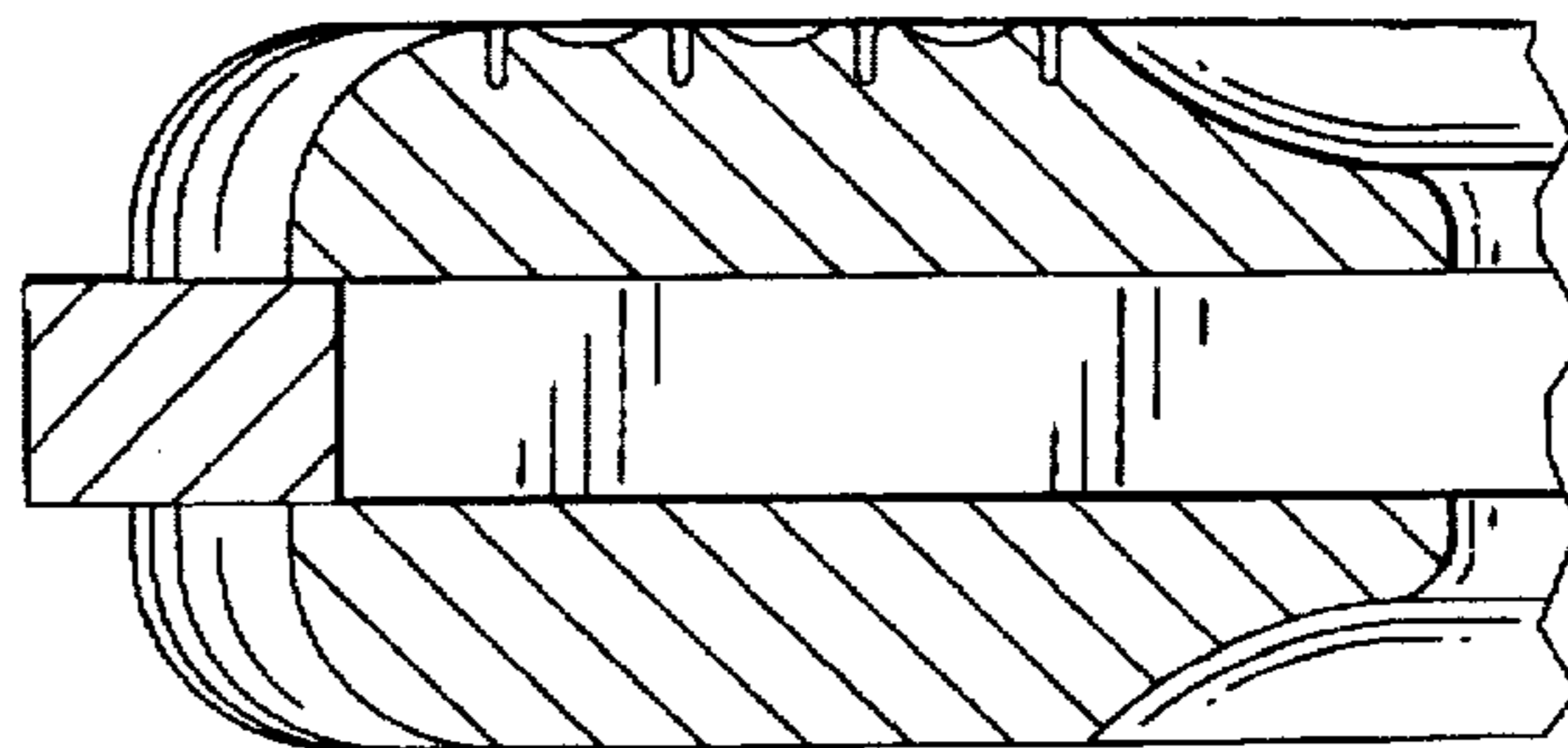


FIG. 8

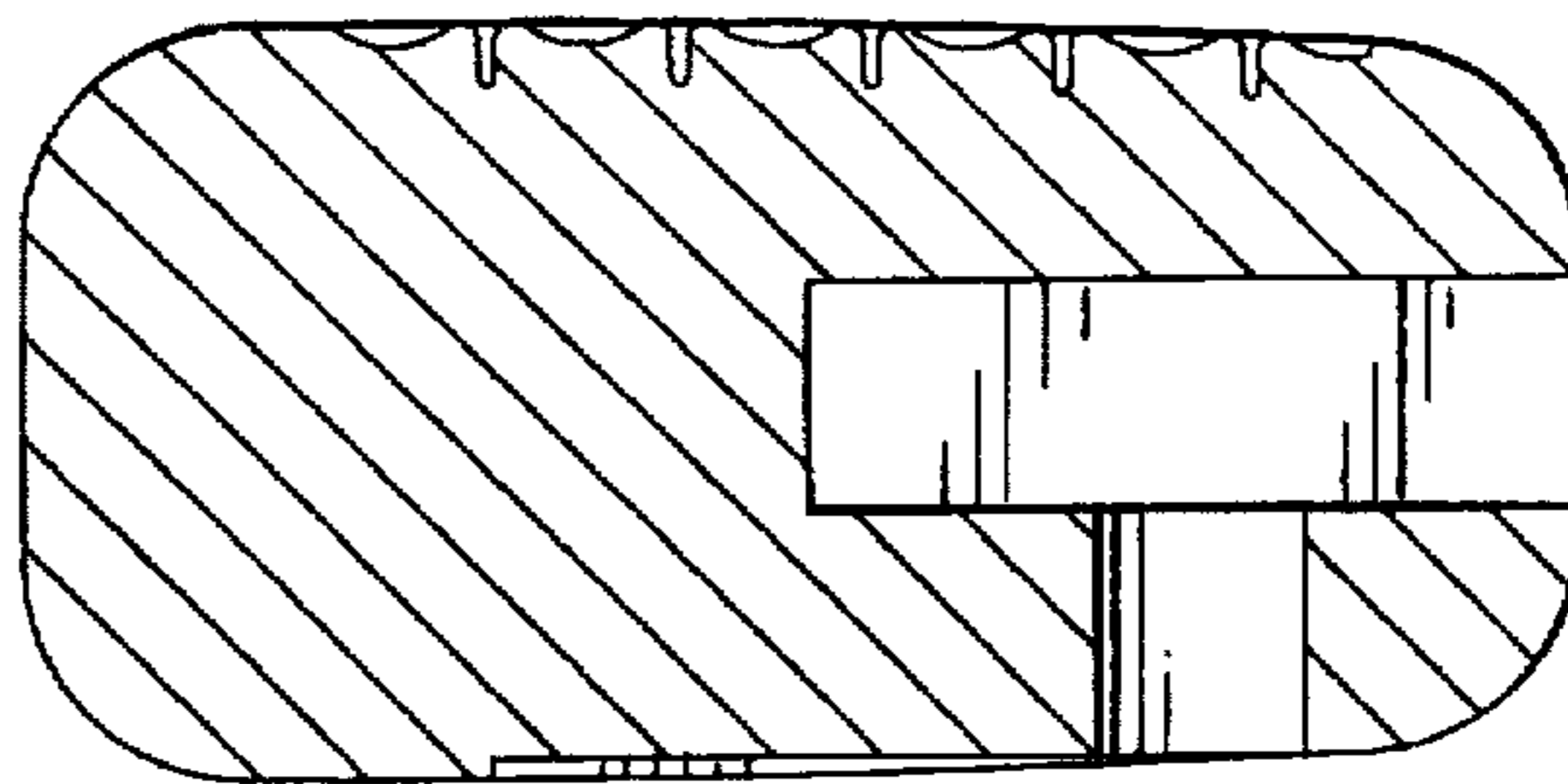


FIG. 9

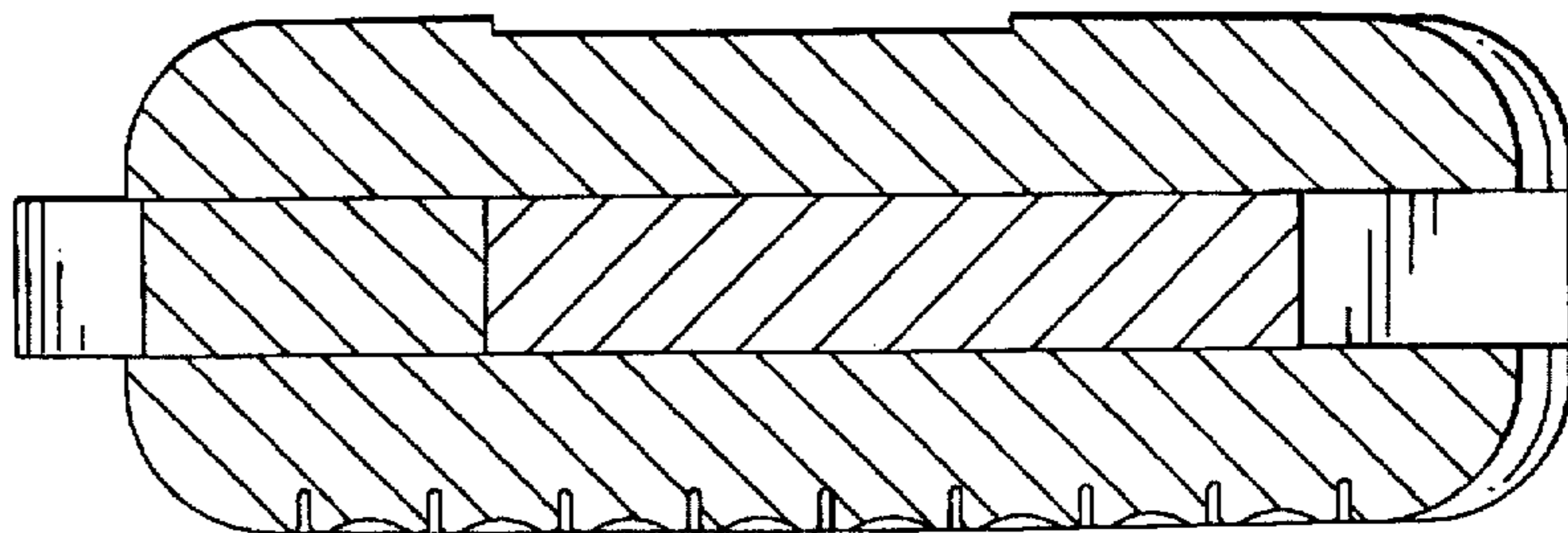


FIG. 10



FIG. 11