



US00D385161S

# United States Patent [19] Grinde

[11] Patent Number: **Des. 385,161**  
[45] Date of Patent: **\*\*Oct. 21, 1997**

[54] **GARDEN TOOL**

[76] Inventor: **Larry A. Grinde**, 13020 184th St. NE.,  
Arlington, Wash. 98223

[\*\*] Term: **14 Years**

[21] Appl. No.: **56,497**

[22] Filed: **Jun. 28, 1996**

[51] LOC (6) Cl. .... **08-01**

[52] U.S. Cl. .... **D8/13**

[58] Field of Search ..... **D8/13; 172/371-372,**  
**172/375-376; 56/400.05**

[56] **References Cited**

**U.S. PATENT DOCUMENTS**

538,146	4/1895	Bailey	172/375	X
1,528,843	3/1925	Olesen	56/400.05	X
2,520,413	8/1950	Kent	172/375	X
5,411,101	5/1995	Bonavitacola	172/375	X

**FOREIGN PATENT DOCUMENTS**

230225 3/1944 Switzerland .

**OTHER PUBLICATIONS**

Union Fork and Hoe Catalog, p. 29, bow rake item 2 located  
at top left corner of page Dec. 1986.

*Primary Examiner*—Holly Baynham  
*Attorney, Agent, or Firm*—Todd N. Hathaway

[57] **CLAIM**

The ornamental design for a garden tool, as shown and  
described.

**DESCRIPTION**

FIG. 1 is a perspective view of a garden tool showing my  
new design;  
FIG. 2 is an elevational view of a first end thereof;  
FIG. 3 is an elevational view of a second end thereof;  
FIG. 4 is a top plan view thereof;  
FIG. 5 is an elevational view of a first side thereof, the  
opposite side being identical thereto; and,  
FIG. 6 is a bottom plan view thereof.

**1 Claim, 3 Drawing Sheets**

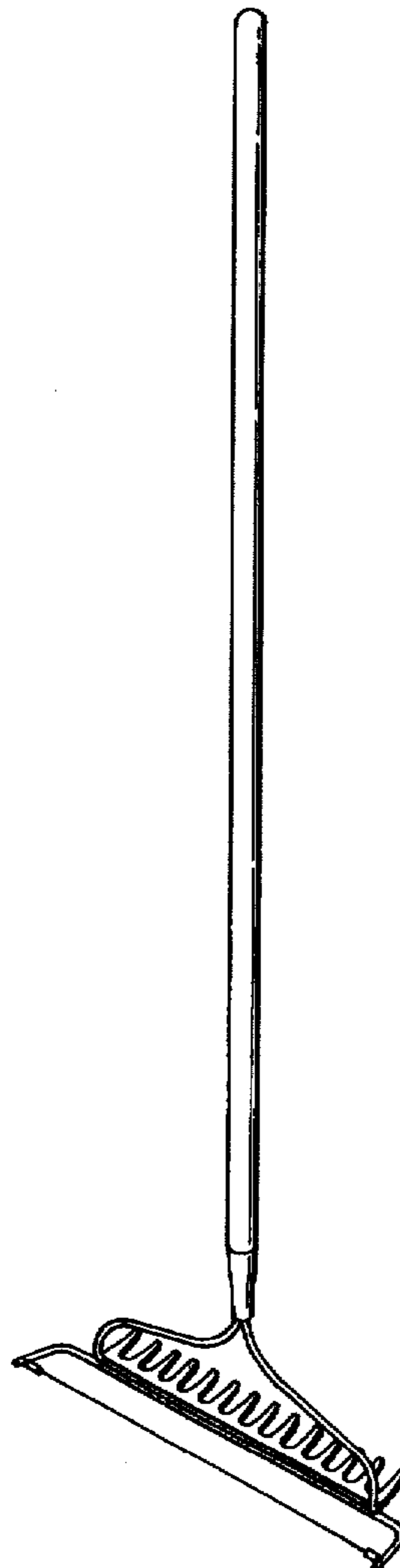


FIG. 1

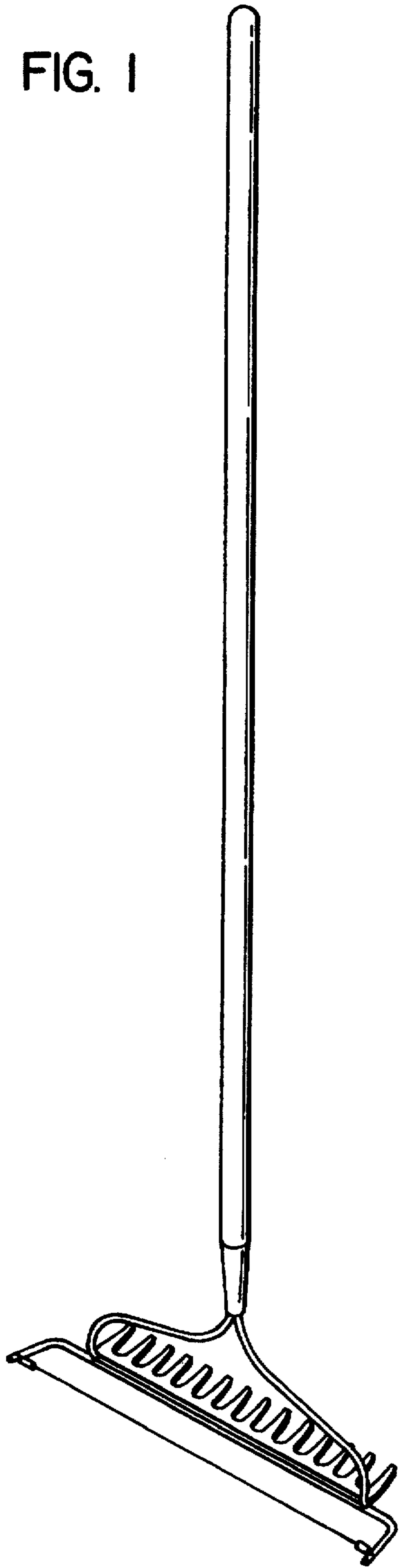


FIG. 2

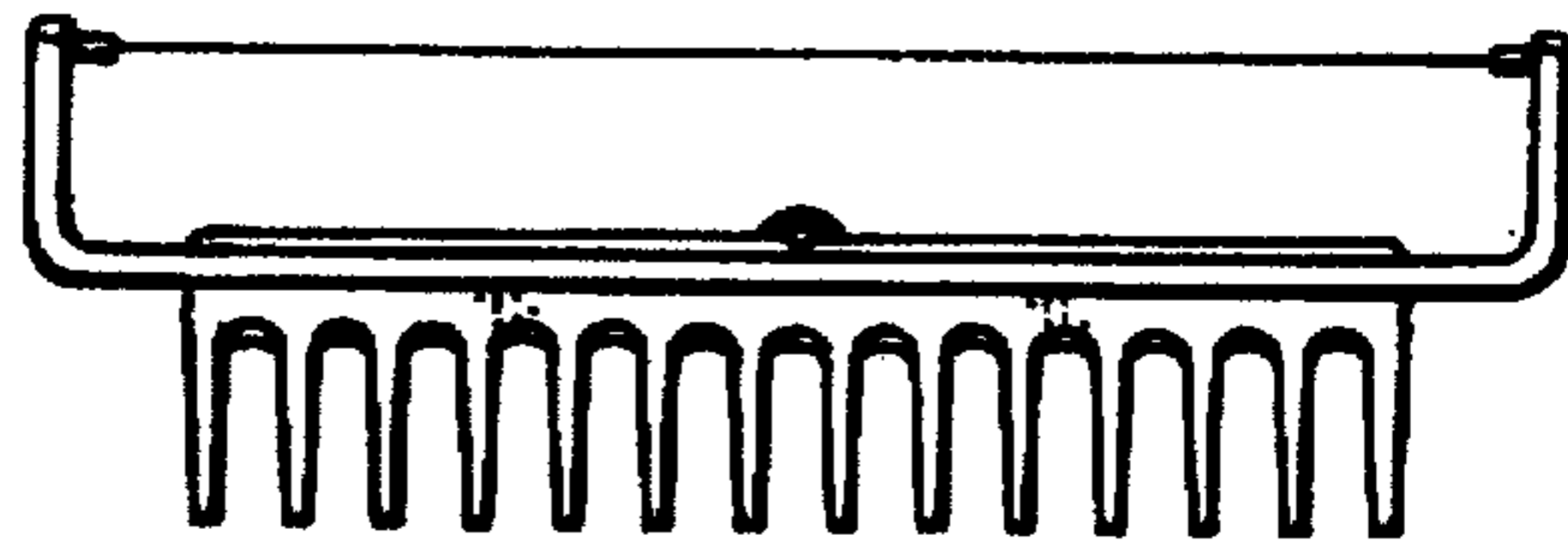


FIG. 3

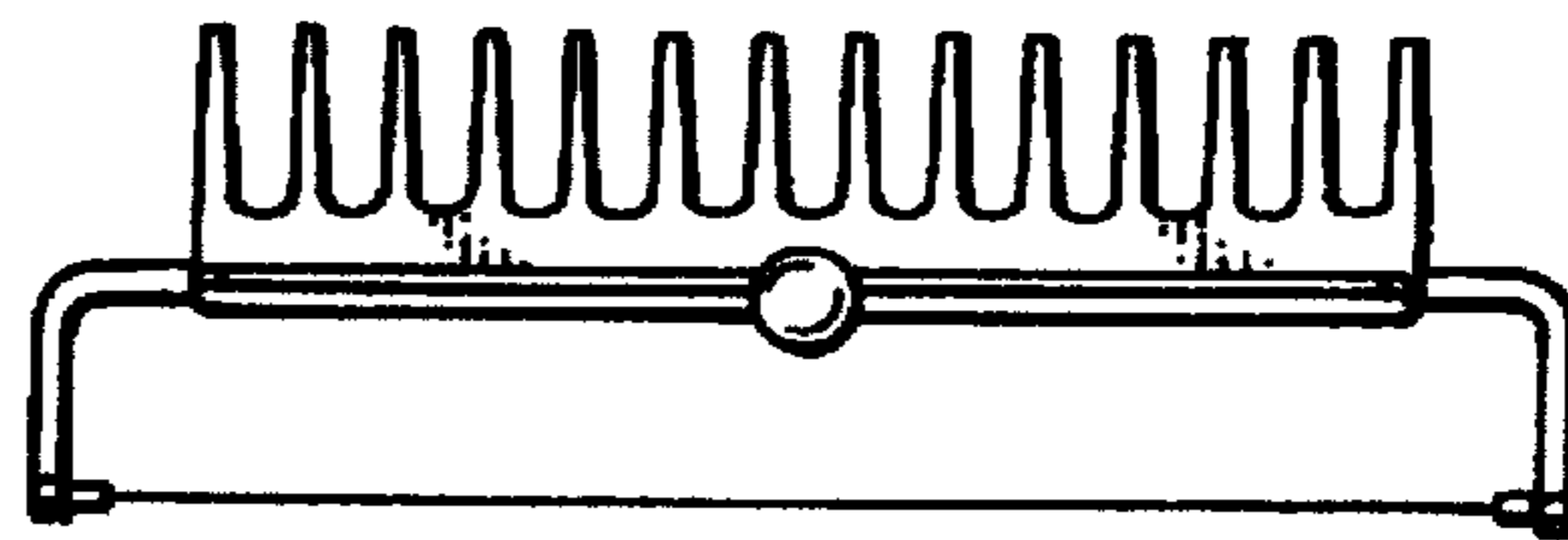


FIG. 4

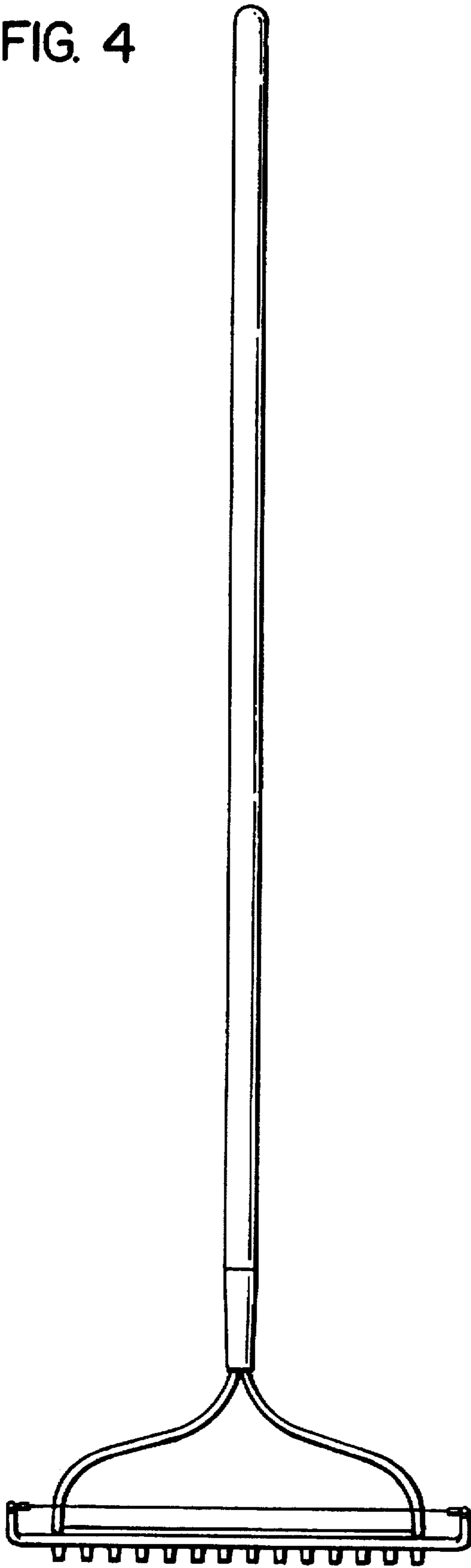


FIG. 5

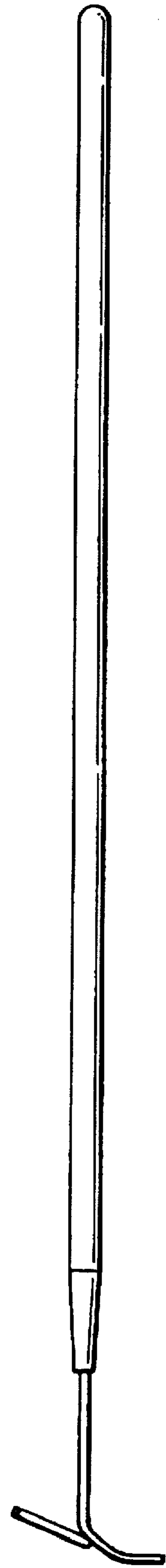


FIG. 6

