



US00D385159S

# United States Patent [19]

[11] Patent Number: **Des. 385,159**

Gagnon et al.

[45] Date of Patent: **\*\*Oct. 21, 1997**

[54] **KNIFE**

[75] Inventors: **Hubert Gagnon; Aldo Balatti**, both of Saint-Augustin-de-Desmaures, Canada

[73] Assignee: **Sanfaçon Industries Inc.**, St-Romuald, Canada

[\*\*] Term: **14 Years**

[21] Appl. No.: **52,939**

[22] Filed: **Apr. 10, 1996**

[51] LOC (6) CL ..... **07-03**

[52] U.S. Cl. .... **D7/650**

[58] Field of Search ..... D7/642-645, 649-652; 30/147-149, 329, 340, 346, 346.55, 346.56, 355

D. 196,640	10/1963	Tatum	.....	D7/652
D. 216,496	1/1970	Wentzel	.....	D7/649
D. 230,695	3/1974	Bartz	.....	D7/650 X
D. 231,071	4/1974	Hill	.....	D7/650
D. 234,017	12/1974	Christian	.....	D7/653
D. 235,305	6/1975	Salviato	.....	D7/645
D. 235,306	6/1975	Christian et al.	.....	D7/650
D. 235,725	7/1975	Ashton	.....	D7/653
D. 236,070	7/1975	Dart et al.	.....	D7/650
D. 247,153	2/1978	Julius	.....	D7/643
D. 252,315	7/1979	Dart	.....	D7/650
D. 285,642	9/1986	Schulz	.....	D7/645
D. 350,260	9/1994	Weaver	.....	D7/649

Primary Examiner—Caron D. Veynar  
Attorney, Agent, or Firm—Robic

### [57] CLAIM

The ornamental design for a knife, as shown and described.

### DESCRIPTION

FIG. 1 is a perspective view of the knife showing our new design;

FIG. 2 is a bottom plan view thereof;

FIG. 3 is a top plan view thereof; and,

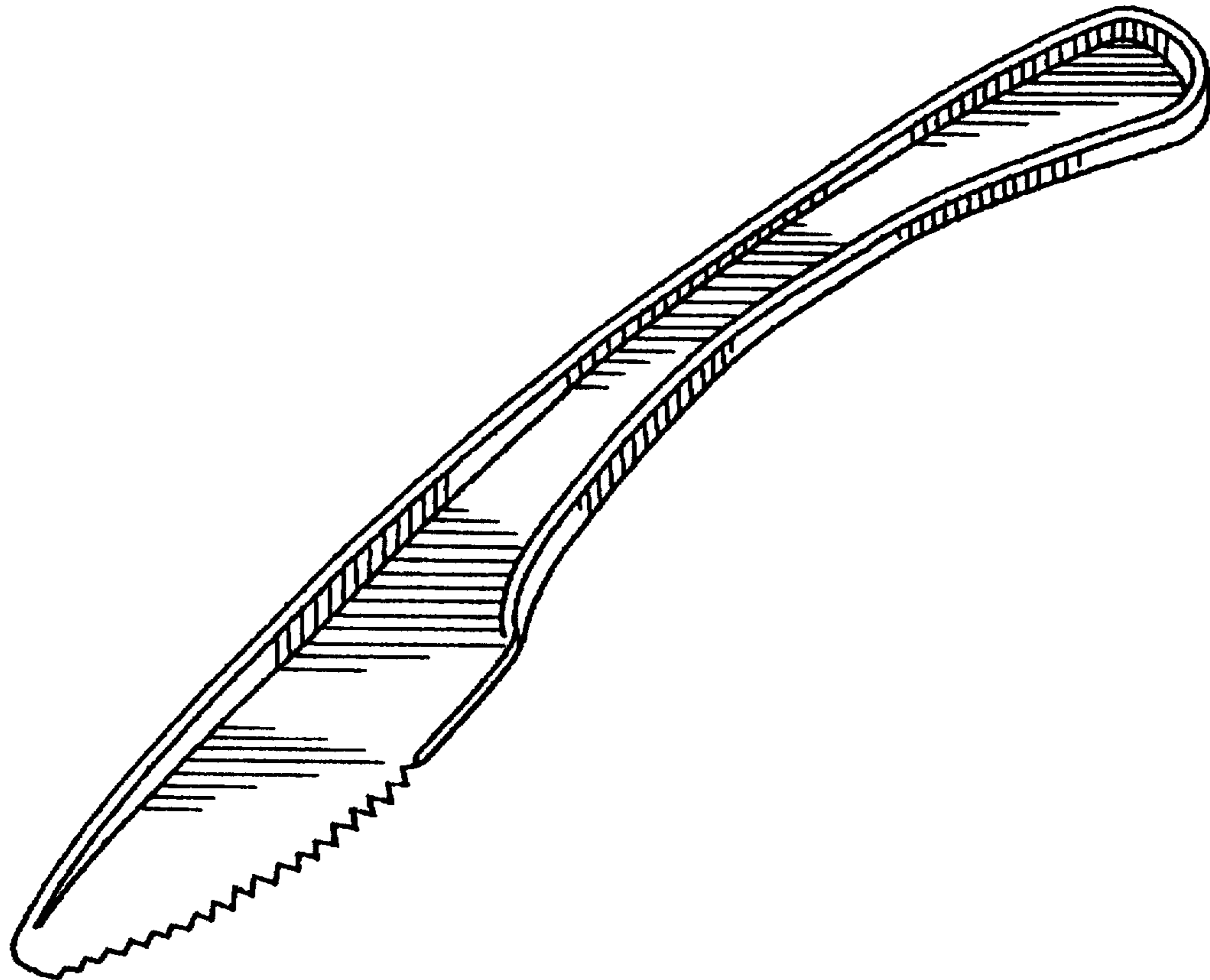
FIG. 4 is a side elevational view thereof, the opposite side view being a mirror image thereof.

### [56] References Cited

#### U.S. PATENT DOCUMENTS

D. 43,345	12/1912	Waterhouse	.....	D7/662
D. 164,210	8/1951	Van Koert	.....	D7/649
D. 165,811	1/1952	Wright	.....	D7/652
D. 170,293	8/1953	Wallance	.....	D7/649
D. 178,011	6/1956	Salm	.....	D7/662
D. 180,760	8/1957	Baer	.....	D7/649
D. 182,827	5/1958	Latham	.....	D7/652

1 Claim, 2 Drawing Sheets



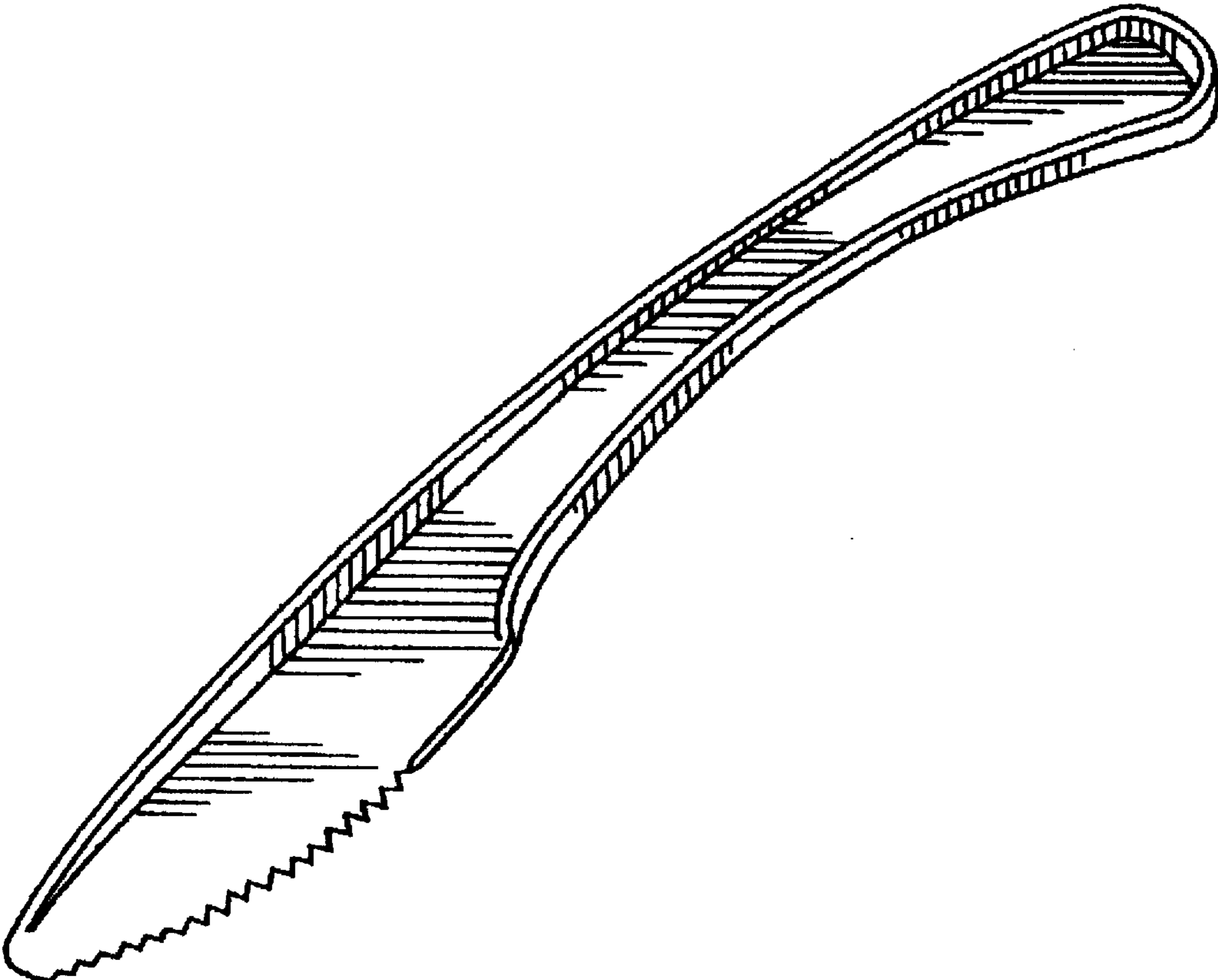


FIG. 1



FIG. 2



FIG. 3

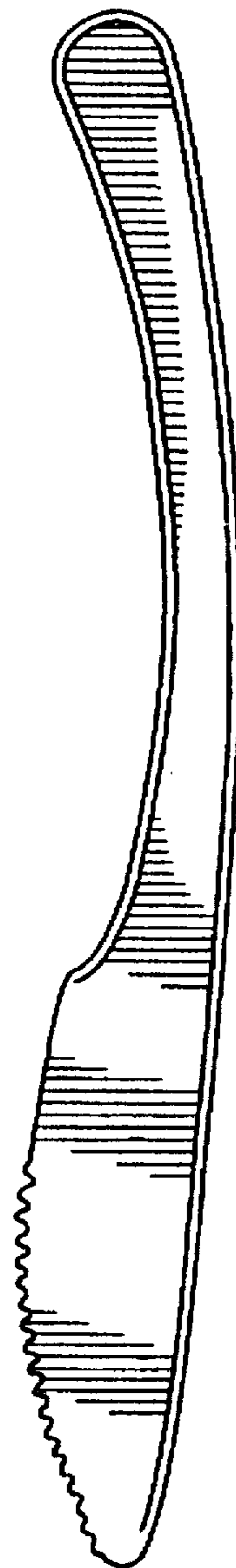


FIG. 4