



US00D385115S

United States Patent [19]

[11] Patent Number: **Des. 385,115**

Earl et al.

[45] Date of Patent: ****Oct. 21, 1997**

[54] **FRONT LUGGAGE PANEL**

[75] Inventors: **Bonnie M. Earl; David A. Crumrine,**
both of Denver, Colo.

[73] Assignee: **Samsonite Corporation,** Denver, Colo.

[**] Term: **14 Years**

3,759,356 9/1973 Bostick et al. 190/111
 4,588,056 5/1986 Bernbaum 190/107
 4,729,460 3/1988 Kim 190/109
 4,895,230 1/1990 King 190/107

Primary Examiner—Prabhakar G. Deshmukh
Attorney, Agent, or Firm—Rod D. Baker; Gregory W. O'Connor

[21] Appl. No.: **55,563**

[22] Filed: **Jun. 7, 1996**

[57] CLAIM

The ornamental design for a front luggage panel, as shown and described.

[51] LOC (6) Cl. **03-99**

[52] U.S. Cl. **D3/321**

[58] Field of Search D3/318, 321, 322,
D3/272, 276, 289, 301, 283; 190/1, 100,
107-115; 150/100, 103-108, 112, 117,
118, 127

DESCRIPTION

FIG. 1 is a perspective view taken from the top, front, left side of a front luggage panel embodying my new design; FIG. 2 is a top plan view thereof; FIG. 3 is a front view thereof; FIG. 4 is a right side view thereof; FIG. 5 is a left side view thereof; and, FIG. 6 is a bottom view thereof.


The broken lines represent stitch lines. The broken lines showing of luggage is for illustrative purpose only and forms no part of the claimed design.

[56] References Cited

U.S. PATENT DOCUMENTS

D. 328,391 8/1992 Pulichino, Jr. et al. D3/321 X
 D. 357,808 5/1995 Aumasson D3/318
 D. 358,031 5/1995 Aumasson D3/276 X
 D. 361,205 8/1995 Hughes D3/279

1 Claim, 2 Drawing Sheets



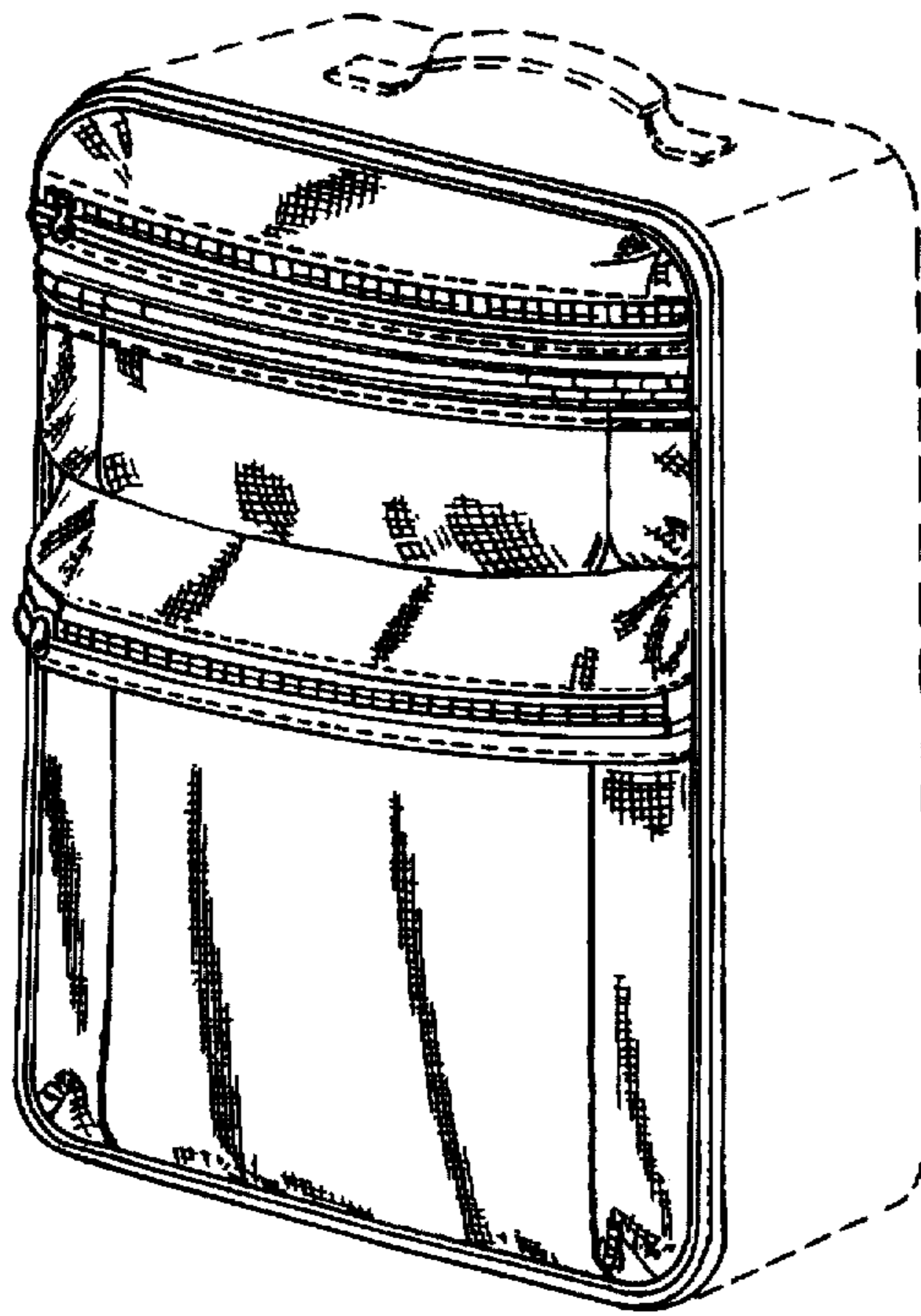


FIG. 1

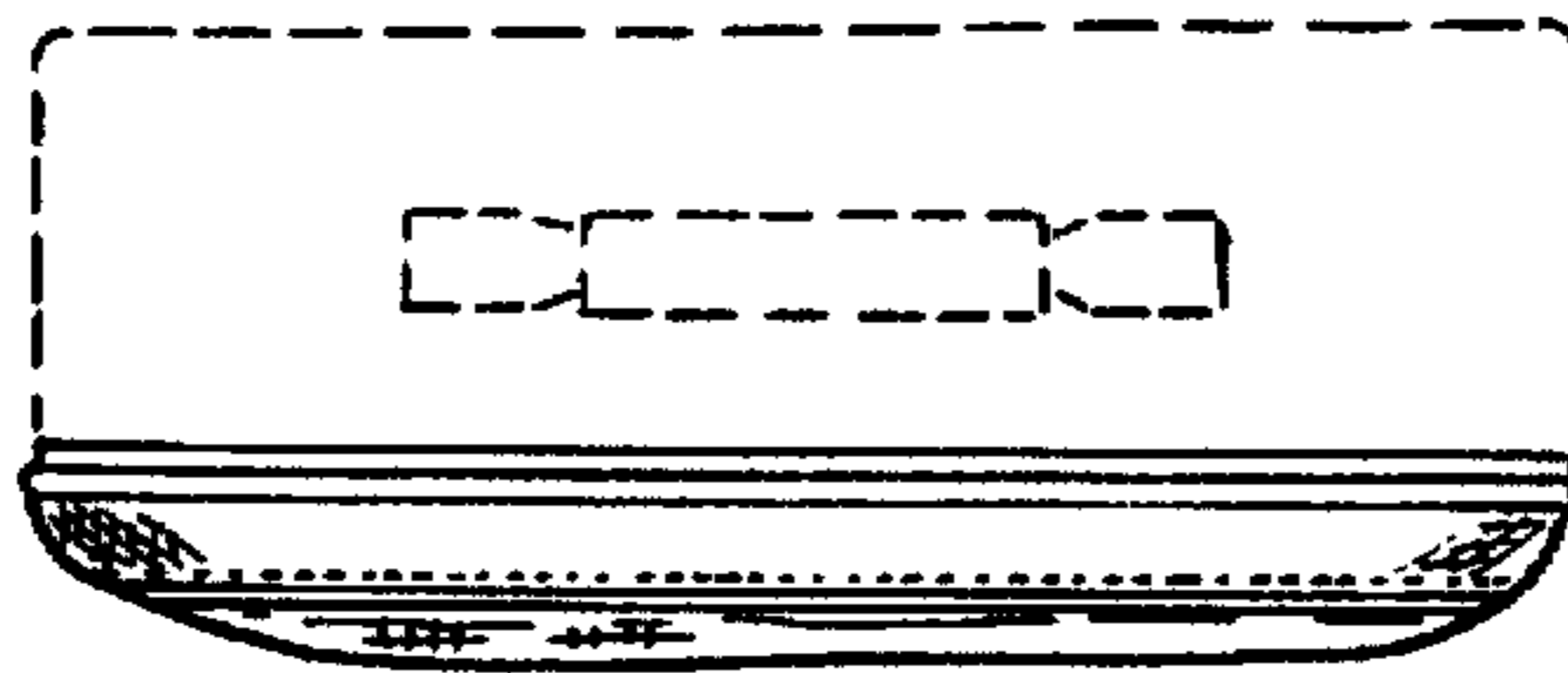


FIG. 2

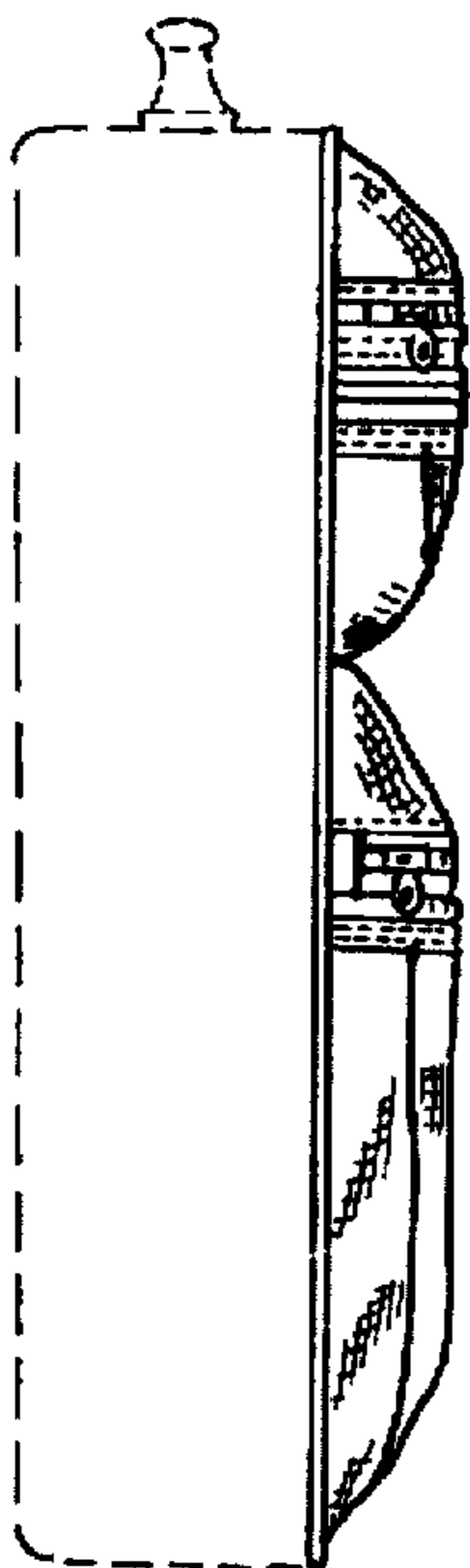


FIG. 5

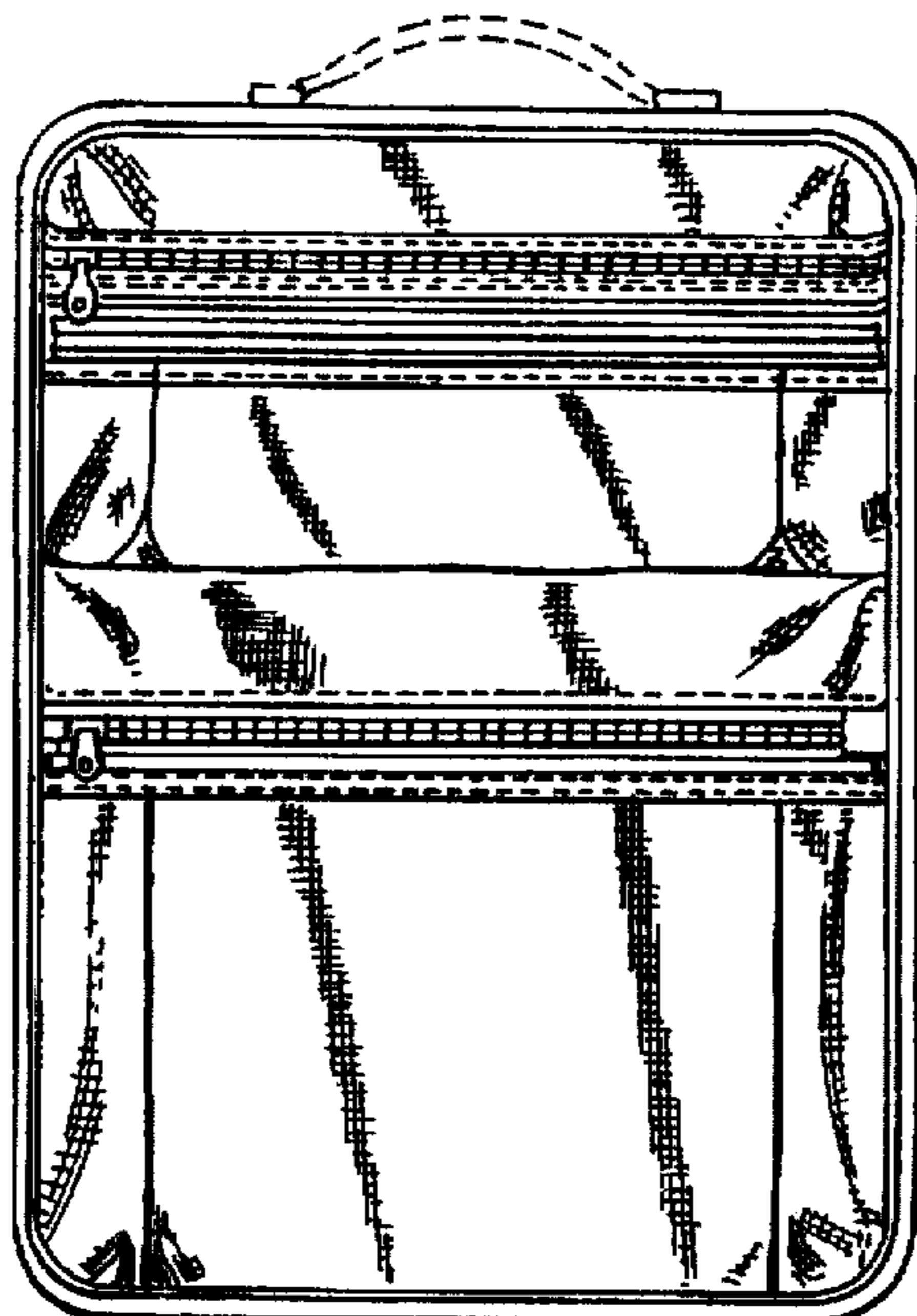


FIG. 3

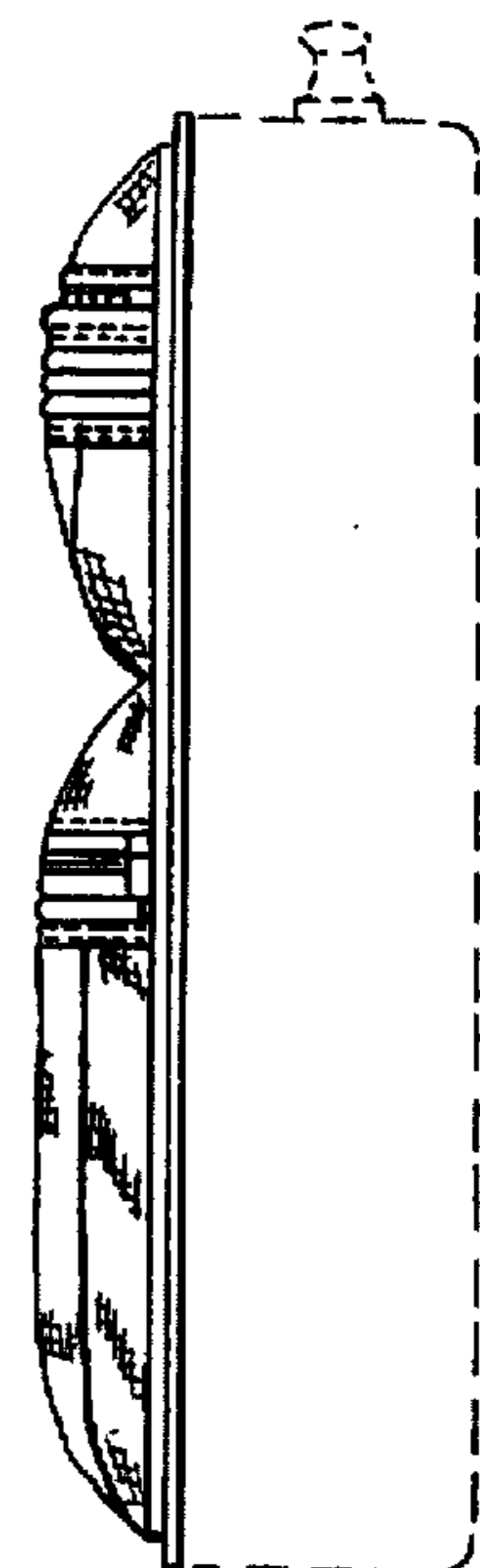


FIG. 4




FIG. 6