



US00D385107S

**United States Patent** [19]  
**Hsueh**

[11] **Patent Number: Des. 385,107**  
[45] **Date of Patent: \*\*Oct. 21, 1997**

[54] **TOOLBOX**

D. 334,534 4/1993 Friz et al. .... D3/905 X

[76] **Inventor: Chin-Yung Hsueh, 430, Ping Ho Road, Sec. 1, Nan Chen Village, Tien Wei Hsiang, Changhua, Taiwan**

*Primary Examiner—Doris V. Coles*  
*Assistant Examiner—Catherine R. Oliver*  
*Attorney, Agent, or Firm—Beveridge, DeGrandi, Weilacher & Young, L.L.P.*

[\*\*] **Term: 14 Years**

[57] **CLAIM**

[21] **Appl. No.: 53,861**

The ornamental design for a toolbox, as shown and described.

[22] **Filed: May 1, 1996**

**DESCRIPTION**

[51] **LOC (6) CL. .... 03-01**

[52] **U.S. Cl. .... D3/228**

[58] **Field of Search .... D3/228, 215, 201, D3/273, 905; 224/901, 904, 250, 253, 911**

FIG. 1 is a front elevational view of a toolbox showing my new design;

FIG. 2 is a rear elevational view thereof;

FIG. 3 is a left side elevational view thereof;

FIG. 4 is a right side elevational view thereof;

FIG. 5 is a top plan view thereof;

FIG. 6 is a bottom plan view thereof; and,

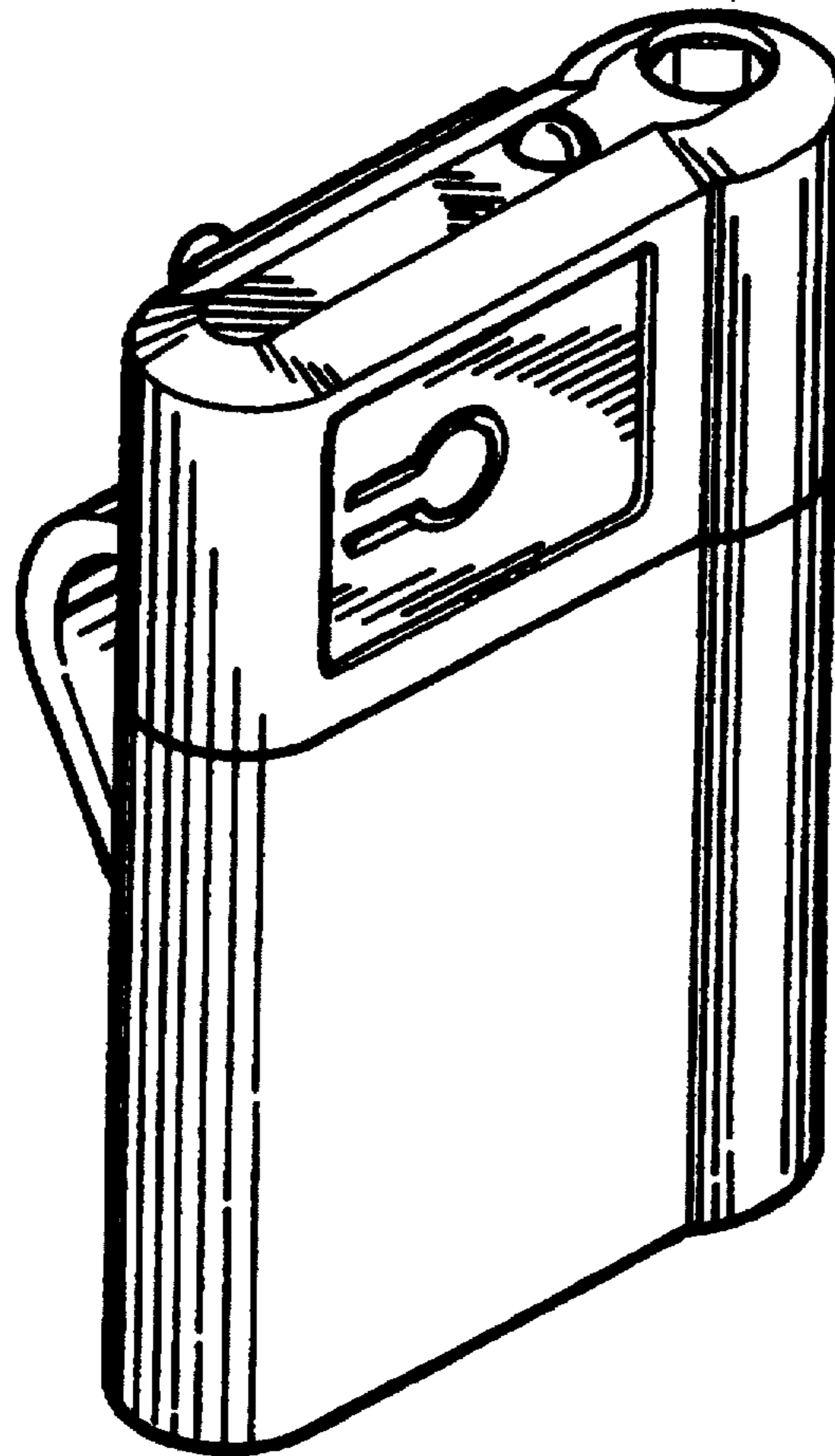
FIG. 7 is a perspective view thereof.

[56] **References Cited**

**U.S. PATENT DOCUMENTS**

- D. 272,201 1/1984 Garcia ..... D3/228
- D. 273,053 3/1984 Hamborg ..... D3/273 X
- D. 332,347 1/1993 Raadt et al. .... D3/201 X
- D. 332,351 1/1993 Smith ..... D3/228

**1 Claim, 3 Drawing Sheets**



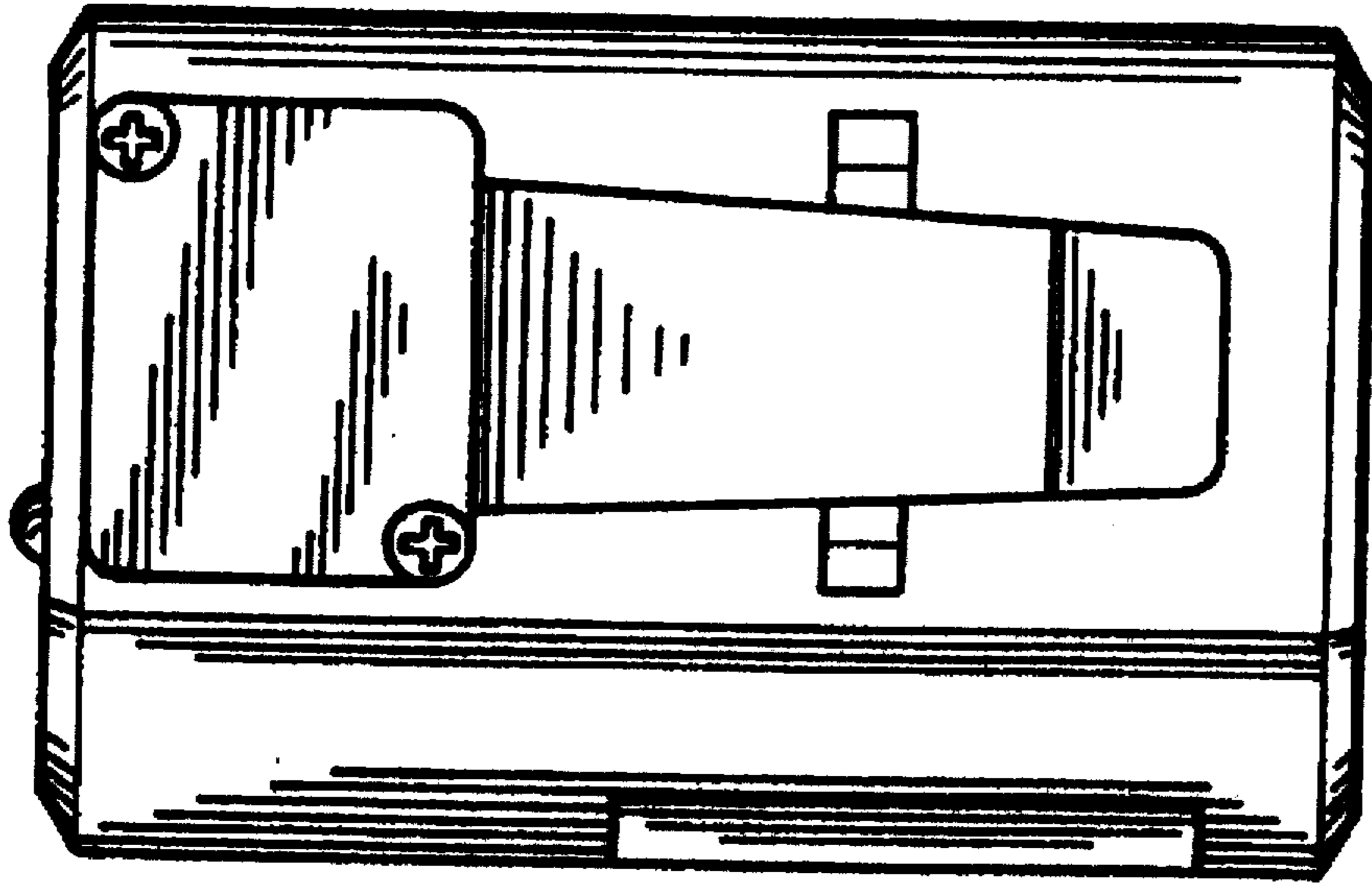


FIG. 2

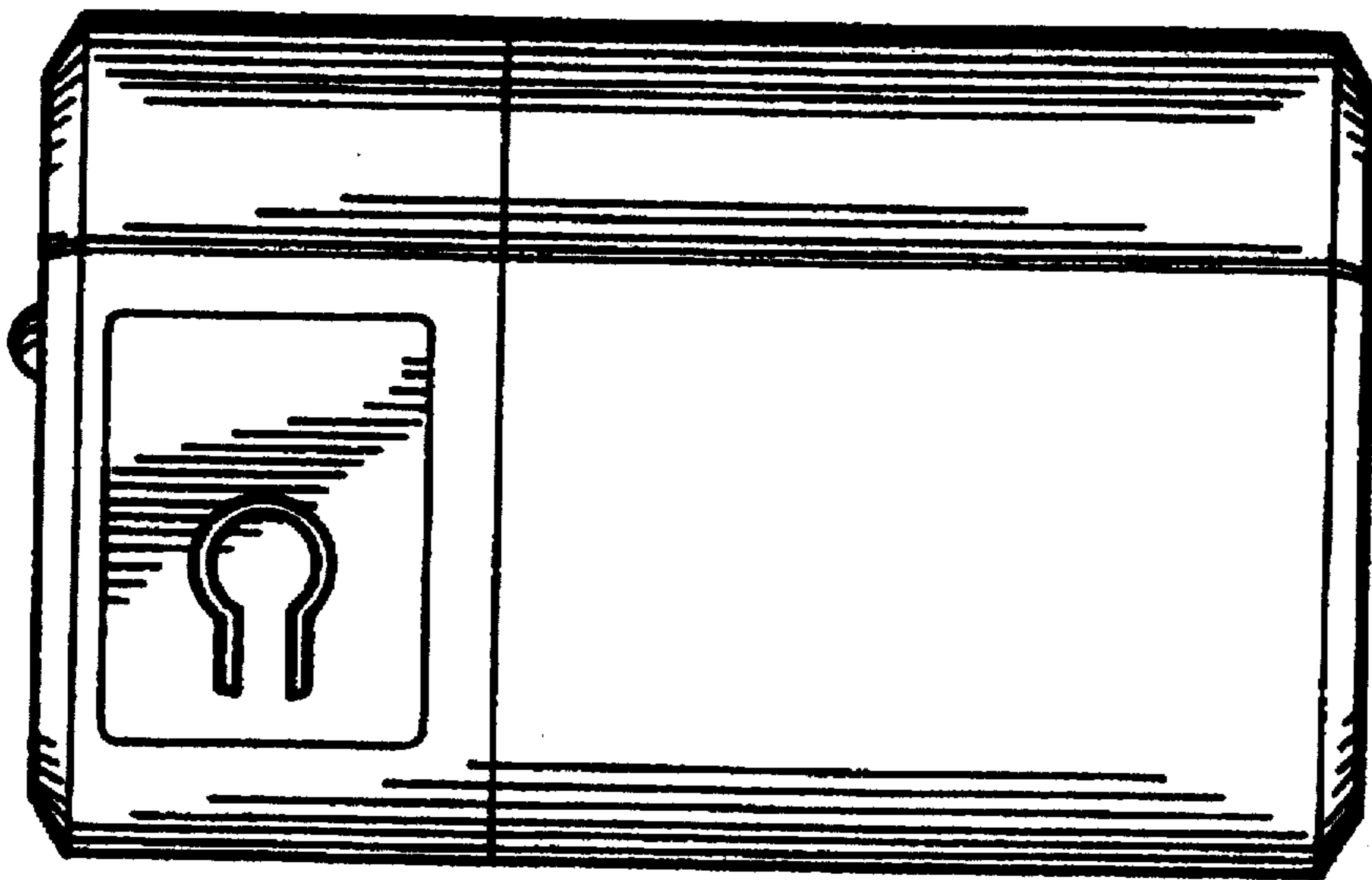


FIG. 1




FIG. 5




FIG. 6




FIG. 4

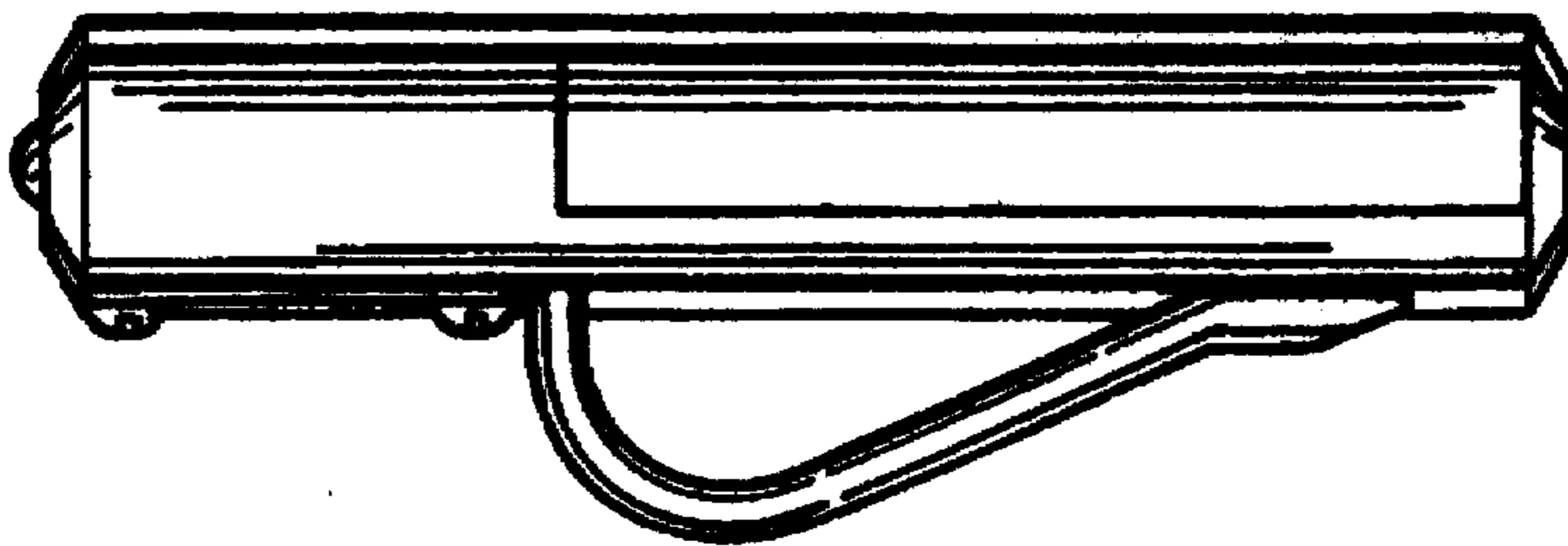


FIG. 3




FIG. 7