



US00D385103S

United States Patent [19] Teague

[11] Patent Number: **Des. 385,103**
[45] Date of Patent: ****Oct. 21, 1997**

[54] **ELEMENT OF A SHOE SOLE**
[75] Inventor: **Tracy L. Teague, Aloha, Oreg.**
[73] Assignee: **Nike, Inc., Beaverton, Oreg.**
[**] Term: **14 Years**
[21] Appl. No.: **62,803**
[22] Filed: **Nov. 25, 1996**
[51] LOC (6) Cl. **02-99**
[52] U.S. Cl. **D2/972; D2/947; D2/977**
[58] Field of Search **D2/896, 902, 907, D2/908, 946, 970, 972, 974, 947, 977; 36/83, 84, 45, 50.1, 114, 117.9, 25 R, 28, 29, 32 R, 35 B**

1,517,171 11/1924 Rosenwasser .
3,724,106 4/1973 Magidson .
4,936,029 6/1990 Rudy .
5,406,719 4/1995 Potter .
5,595,004 1/1997 Lyden et al. .

OTHER PUBLICATIONS

Nike Late Spring 1996 Footwear Catalog, p. 83, published Aug. 1995.
Nike Holiday 1996 Footwear Catalog, p. 26, published Mar. 1996.
Nike Spring 1997 Footwear Catalog, p. 149, published Jun. 1996.

Primary Examiner—Dominic Simone
Attorney, Agent, or Firm—Banner & Witcoff, Ltd.

[56] References Cited

U.S. PATENT DOCUMENTS

D. 298,984 12/1988 Selbiger .
D. 311,989 11/1990 Parker et al. D2/947
D. 332,863 2/1993 Lucas .
D. 341,478 11/1993 Forland et al. D2/977
D. 344,403 2/1994 O'Rorke .
D. 350,016 8/1994 Passke et al. .
D. 350,642 9/1994 Novy .
D. 351,935 11/1994 O'Rorke .
D. 356,672 3/1995 Ueda .
D. 361,881 9/1995 Hatfield .
D. 362,747 10/1995 Orzeck .
D. 369,234 4/1996 Fabio .
D. 370,116 5/1996 Passke et al. .
D. 373,674 9/1996 Dolinsky D2/947
D. 374,761 10/1996 Sell, Jr. .
D. 375,619 11/1996 Backus et al. .

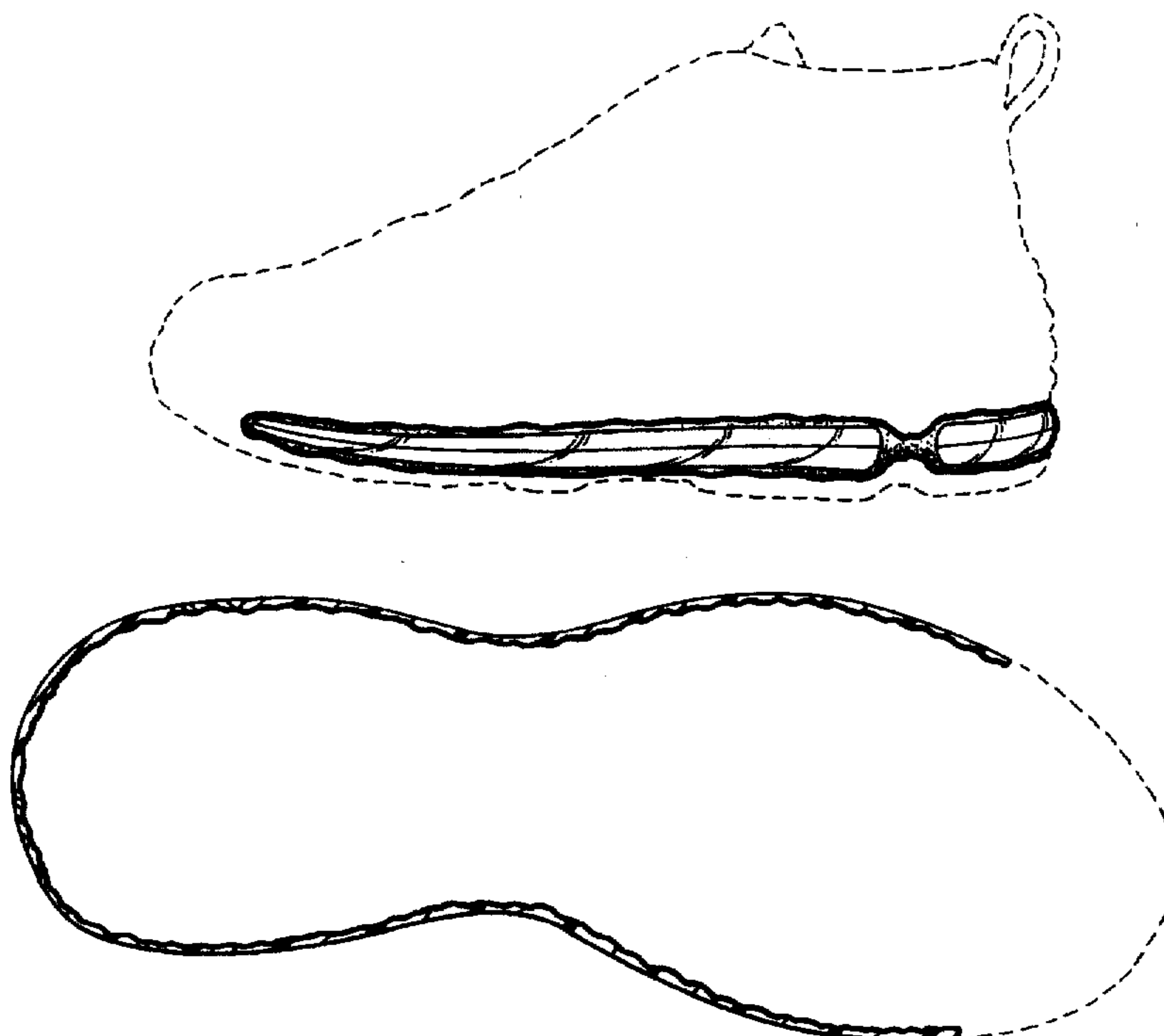
[57] CLAIM

The ornamental design for an element of a shoe sole, as shown and described.

DESCRIPTION

FIG. 1 is a side elevational view of an element of a shoe sole showing my new design;
FIG. 2 is a side elevational view of the other side thereof;
FIG. 3 is a front elevational view thereof;
FIG. 4 is a rear elevational view thereof; and,
FIG. 5 is a cross section taken along the line 5—5 of FIG. 2.
The broken line showing of a shoe upper and the remaining portion of the shoe sole shown in FIGS. 1—5 is for illustrative purposes only and forms no part of the claimed design.

1 Claim, 3 Drawing Sheets






FIG. 1




FIG. 2




FIG. 3

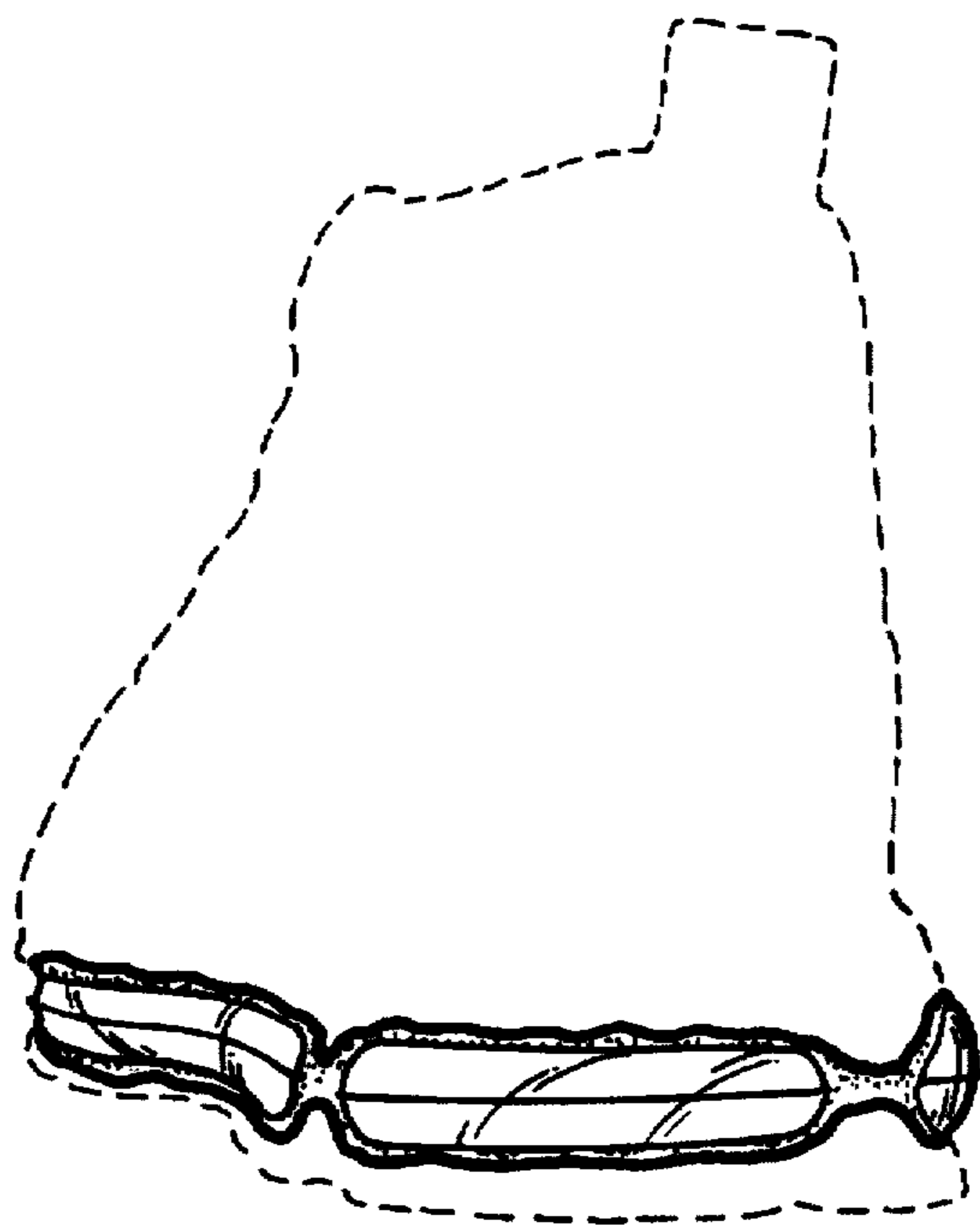


FIG. 4




FIG. 5