



US00D385095S

United States Patent [19]

[11] Patent Number: **Des. 385,095**

Avar et al.

[45] Date of Patent: ****Oct. 21, 1997**

[54] **ELEMENT OF A SHOE**

[75] Inventors: **Eric P. Avar, Aloha; Robert J. Lucas, Oswego; Christian J. Tresser, Portland, all of Oreg.**

[73] Assignee: **Nike, Inc.**

[**] Term: **14 Years**

[21] Appl. No.: **47,594**

[22] Filed: **Dec. 7, 1995**

[51] LOC (6) Cl. **02-99**

[52] U.S. Cl. **D2/972**

[58] Field of Search D2/896, 902, 907, D2/972, 946, 969, 973; 36/114, 116, 45, 47, 48

D. 364,729 12/1995 Teague .
D. 370,554 6/1996 Greene D2/907 X
D. 375,401 11/1996 Cooper D2/972
D. 376,901 12/1996 Avar et al. D2/972

OTHER PUBLICATIONS

Nike Footwear Catalog, Late Spring 1995, pp. 34 & 58, published Sep. 1994.
Nike Footwear Catalog, Spring 1995, pp. 8 & 104, published Jun. 1994.
Nike Footwear Catalog, Fall 1995, pp. 9, 40, & 55, published Nov. 1994.
Nike Footwear Catalog, Holiday 1995, p. 16, published Mar. 1995.
Nike Footwear Catalog, Spring 1994, p. 6, published Jun. 1993.
Nike Footwear Catalog, Late Spring 1994, p. 34, published Sep. 1993.
Nike Footwear Catalog, Fall 1990, p. 40, published Dec. 1989.

Primary Examiner—Dominic Simone
Attorney, Agent, or Firm—Banner & Witcoff, Ltd.

[56] References Cited

U.S. PATENT DOCUMENTS

D. 265,521 7/1982 Vermonet .
D. 284,329 6/1986 Rolando .
D. 299,784 2/1989 Brown et al. .
D. 306,370 3/1990 Selbiger et al. .
D. 306,514 3/1990 Backus .
D. 310,442 9/1990 Hatfield .
D. 311,268 10/1990 Hatfield .
D. 315,441 3/1991 Hatfield .
D. 325,813 5/1992 Kittle .
D. 331,145 11/1992 Cheng .
D. 331,312 12/1992 Close .
D. 331,484 12/1992 Feller .
D. 348,764 7/1994 Teague .
D. 348,978 7/1994 Avar .
D. 351,941 11/1994 Avar .
D. 352,387 11/1994 Poetsch .
D. 353,935 1/1995 Pollack .
D. 354,847 1/1995 Diaz et al. D2/970

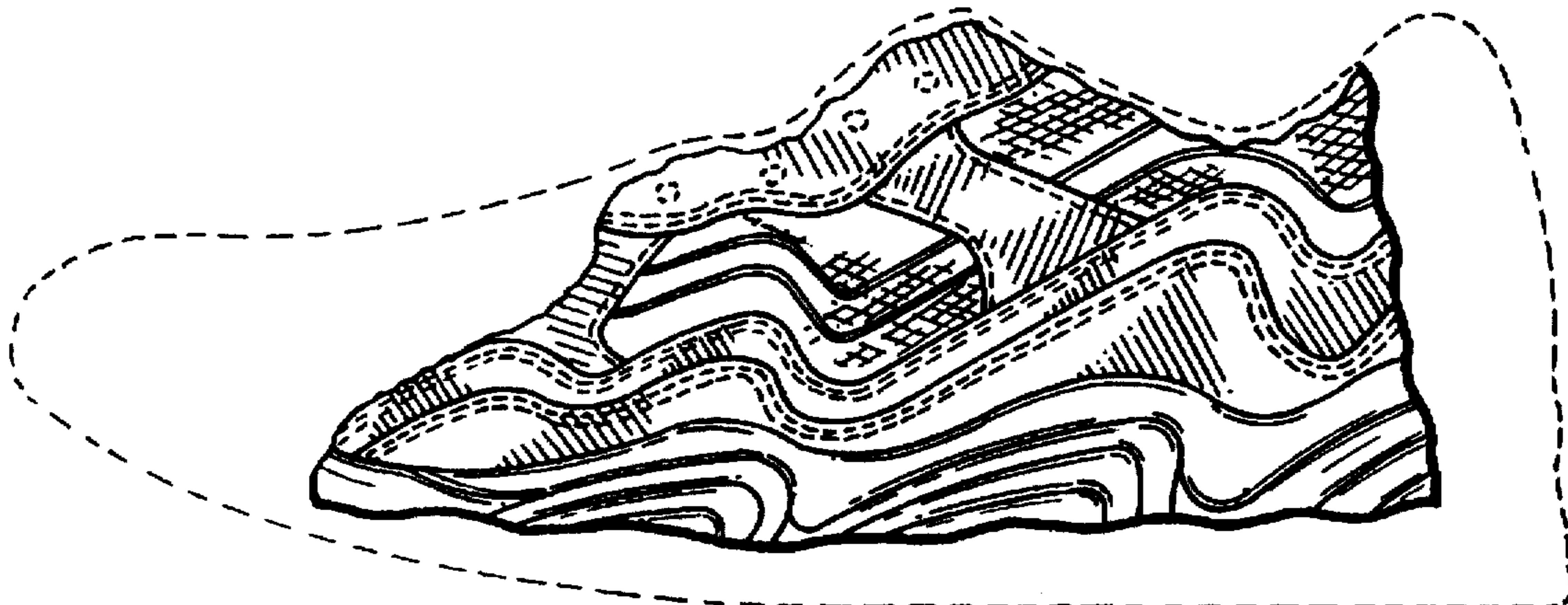
[57] CLAIM

The ornamental design for an element of a shoe, as shown and described.

DESCRIPTION

FIG. 1 is a side elevational view of an element of a shoe showing my new design;
FIG. 2 is a top plan view thereof;
FIG. 3 is a front elevational view thereof; and,
FIG. 4 is a rear elevational view thereof.
The broken line showing of the remainder of the shoe is for illustrative purposes and forms on part of the claimed design.

1 Claim, 2 Drawing Sheets



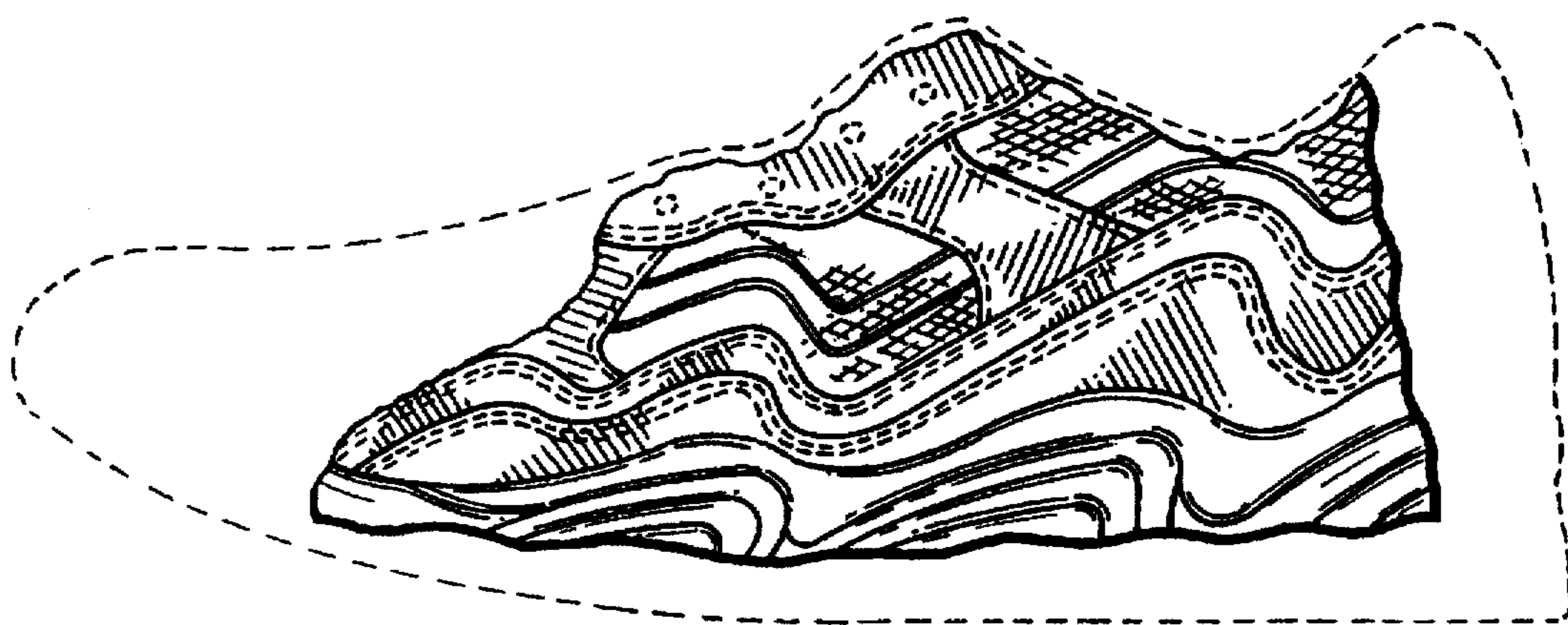


FIG. 1




FIG. 2

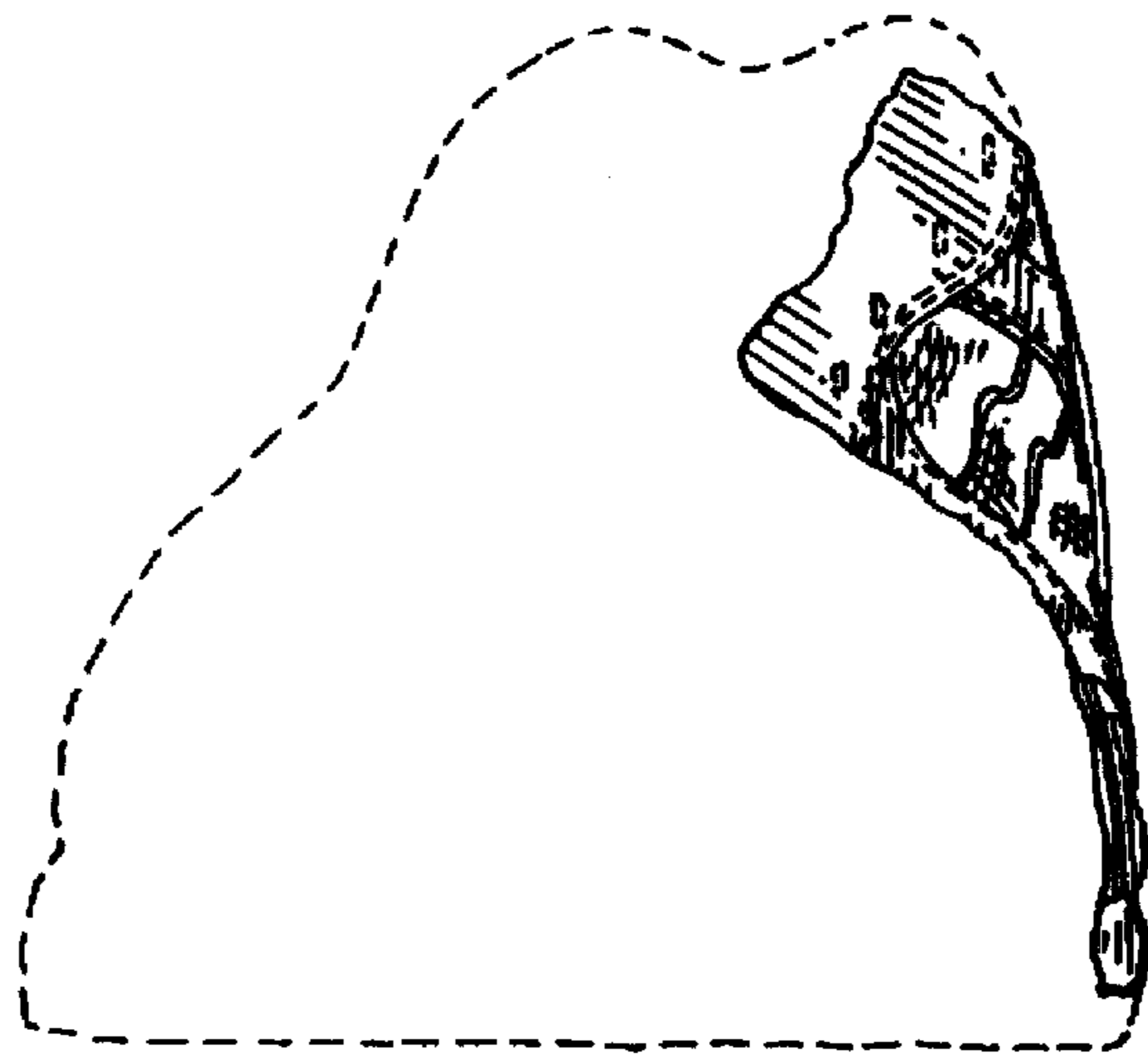


FIG. 3

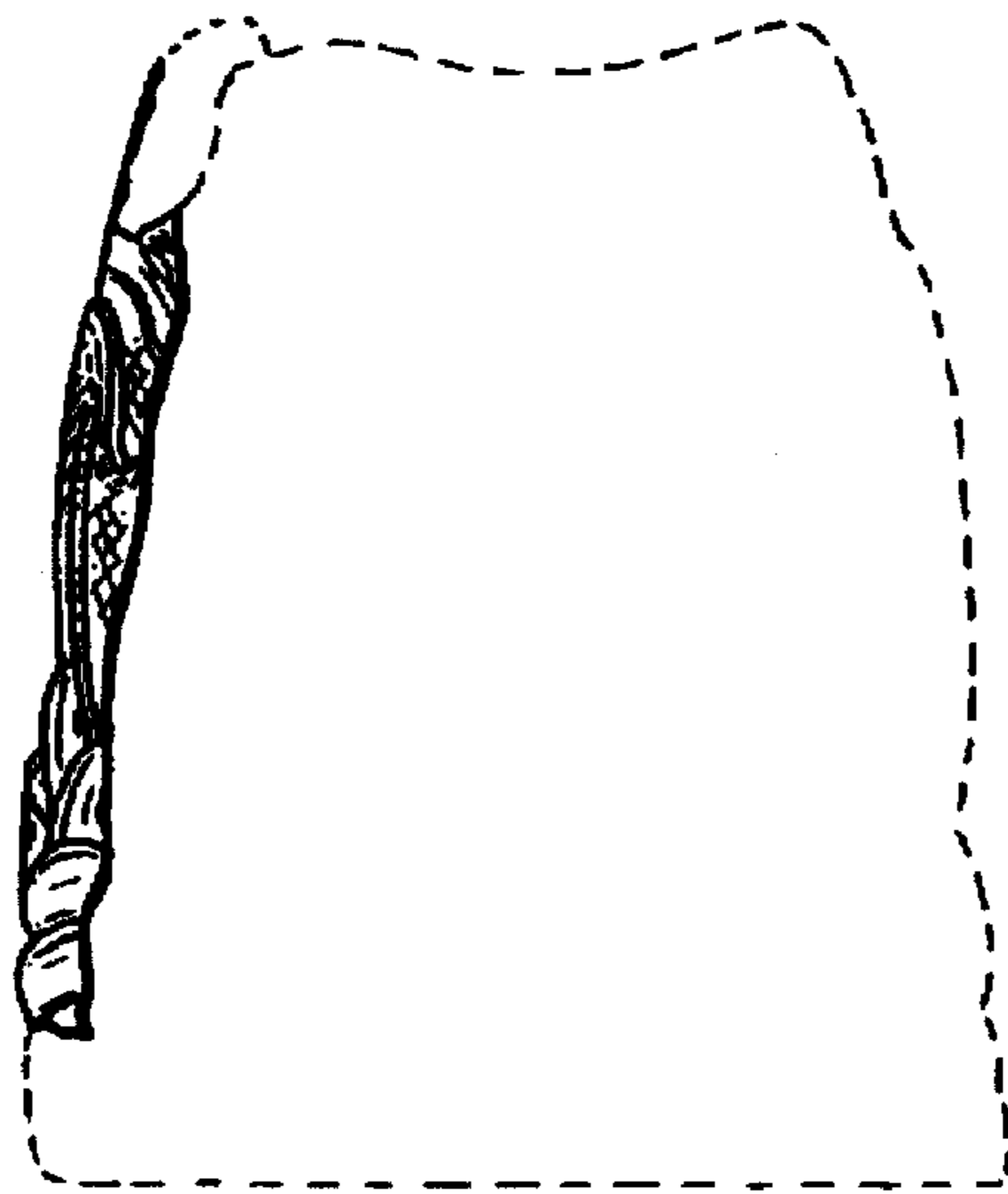


FIG. 4