



US00D385092S

United States Patent [19]
Holden

[11] **Patent Number: Des. 385,092**
[45] **Date of Patent: **Oct. 21, 1997**

[54] **GOLF SHOE SPIKE PROTECTOR**
[76] **Inventor: Lawrence Holden, 4954 Hazeltine Ave., No. 4, Sherman Oaks, Calif. 91404**
[**] **Term: 14 Years**
[21] **Appl. No.: 46,370**
[22] **Filed: Nov. 13, 1995**
[51] **LOC (6) CL. 02-04**
[52] **U.S. Cl. D2/909**
[58] **Field of Search D2/909, 960, 914; 36/7.5, 135, 7.1 R, 7.3, 7.4**

4,258,483 3/1981 Hogue 36/135
4,484,398 11/1984 Goodwin et al. 36/135
4,693,019 9/1987 Kim 36/7.3
4,872,273 10/1989 Smeed 36/7.3
5,070,631 12/1991 Fenton 36/127

FOREIGN PATENT DOCUMENTS

327845 1/1920 Germany 36/7.3

OTHER PUBLICATIONS

Mens Wear p. 92, Mar. 11, 1960, Shoe Shine.

Primary Examiner—Doris V. Coles

[57] **CLAIM**

The ornamental design for a golf shoe spike protector, as shown and described.

DESCRIPTION

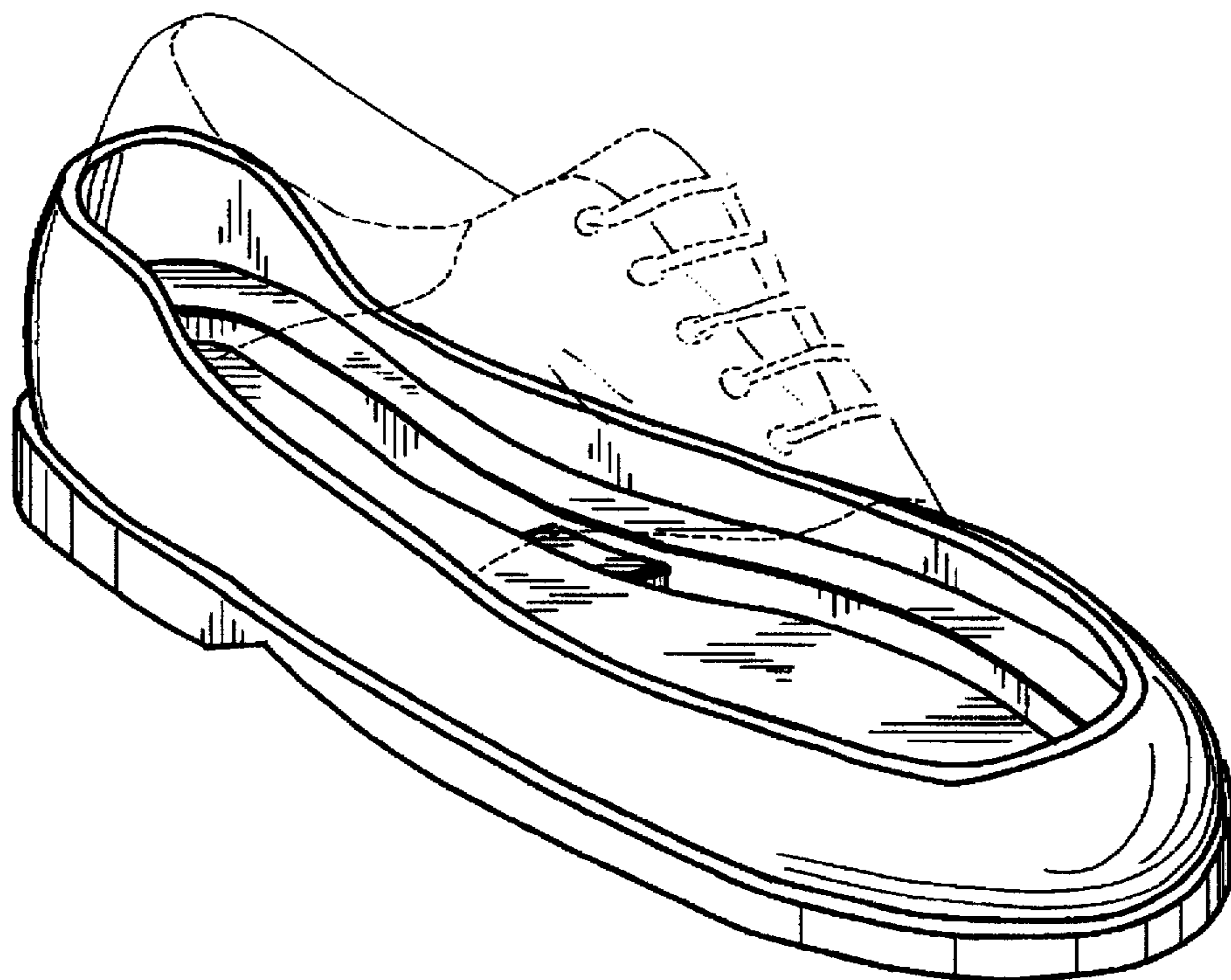
FIG. 1 is a perspective view of my new design, with a right golf shoe shown in phantom line;
FIG. 2 is a left side elevational view thereof, with the right side elevational view being a mirror image thereof;
FIG. 3 is a top plan view thereof;
FIG. 4 is a bottom plan view thereof;
FIG. 5 is a front elevational view thereof; and,
FIG. 6 is a rear elevational view thereof.
The broken line showing of part of a shoe in FIG. 1 is for illustrative purposes only and forms no part of the claimed design.

1 Claim, 1 Drawing Sheet

[56] **References Cited**

U.S. PATENT DOCUMENTS

D. 127,991 7/1941 Feinberg D2/914
D. 249,908 10/1978 Meinhart D2/914
D. 326,181 5/1992 Katz et al. D2/960
1,958,107 5/1934 Merrill et al. 36/7.2
2,032,052 2/1936 Friedenber D2/914 X
2,958,963 11/1960 Loughheed 36/7.5
3,020,654 2/1962 McCann 36/7.5
3,283,424 11/1966 Struntz 36/7.5
3,313,047 4/1967 Svien 36/7.3
3,486,248 12/1969 Olson et al. 36/7.3
3,616,552 11/1971 Kniffin et al. 36/7.3
3,643,352 2/1972 Adair 36/7.3
3,858,336 1/1975 Brown 36/7.3 X
3,913,243 10/1975 Arnold et al. 36/2.5 AN
4,183,157 1/1980 Counselman 36/135



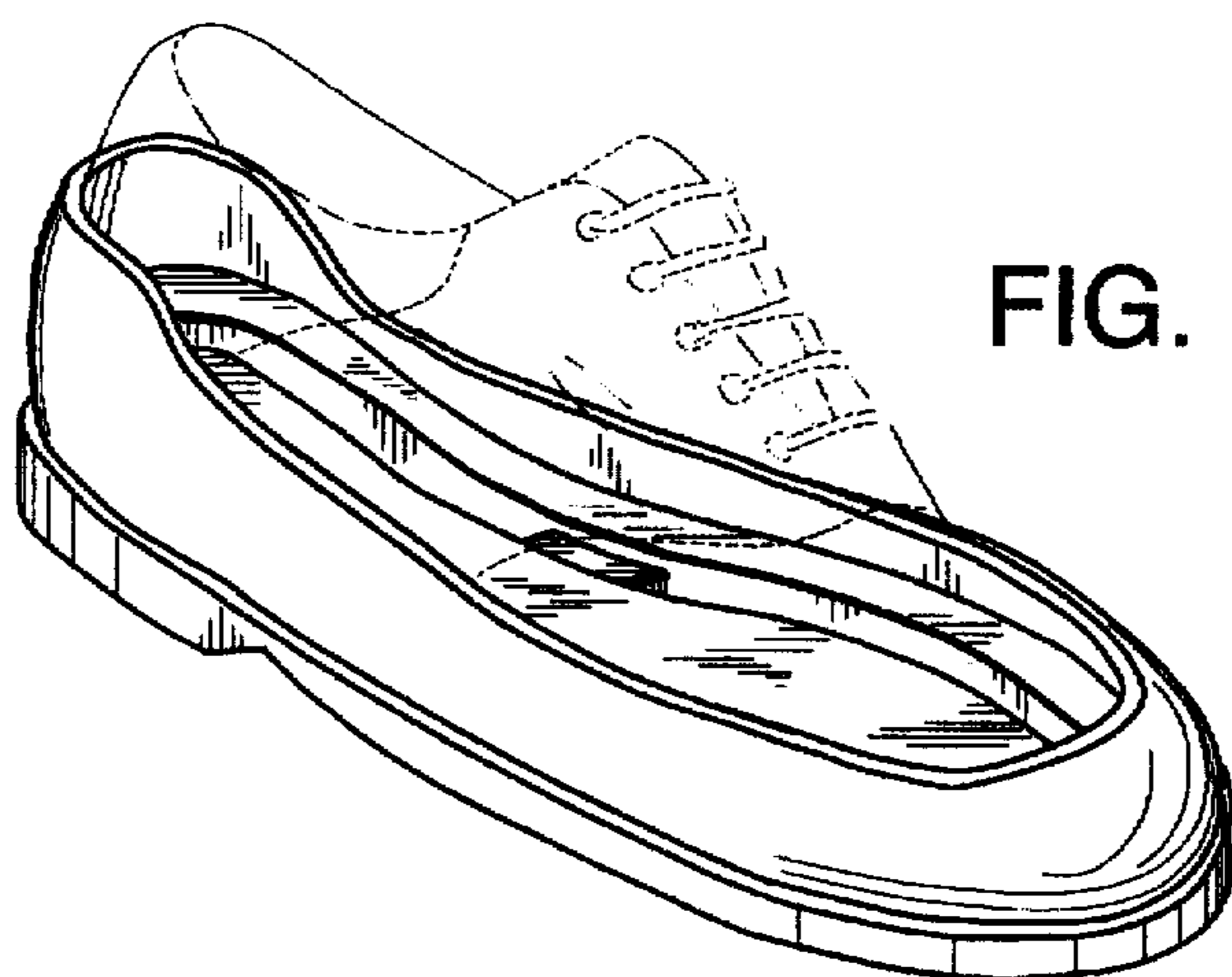


FIG. 1.

FIG. 2.



FIG. 3.

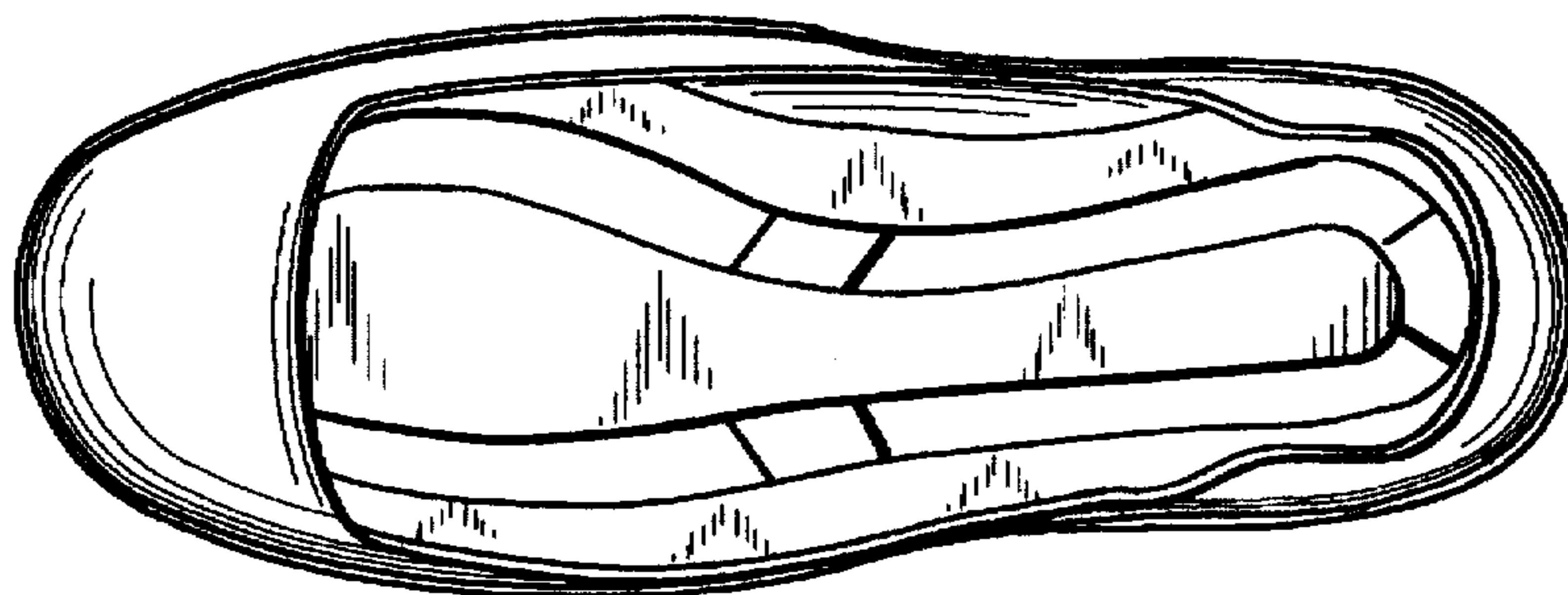


FIG. 4.

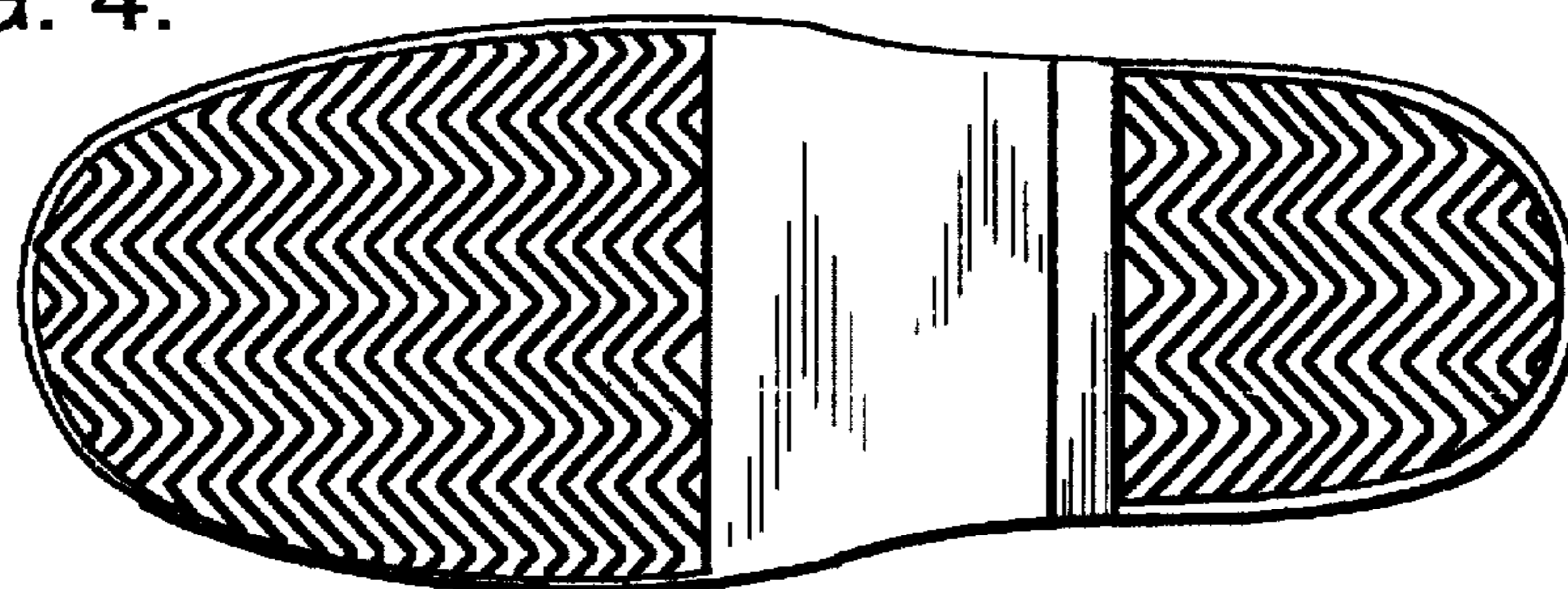


FIG. 5.

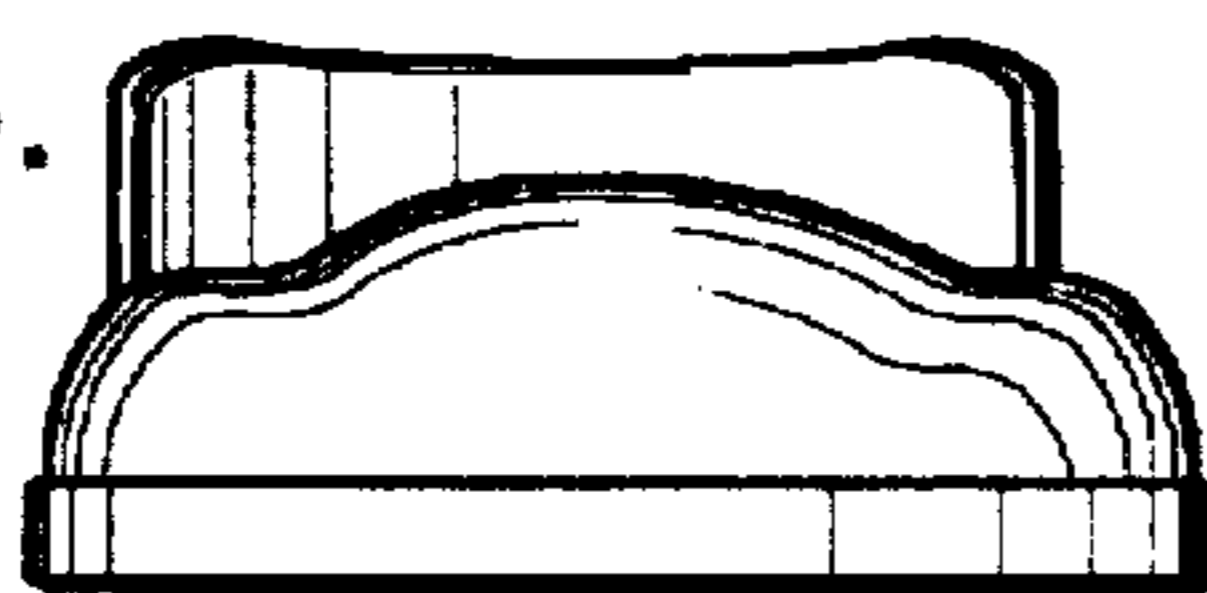


FIG. 6.

