



US00D385005S

# United States Patent [19] Neff

[11] Patent Number: **Des. 385,005**

[45] Date of Patent: **\*\*Oct. 14, 1997**

[54] **IRON GOLF CLUB HEAD**

1,927,083 9/1933 Davis ..... D21/220 X  
4,900,028 2/1990 Antonious ..... 473/350 X

[76] Inventor: **Ted Neff, 24701 Raymond Way, #115  
Lake Forest, Calif. 92630**

*Primary Examiner*—Raphael Barkai  
*Assistant Examiner*—Mitchell I. Siegel

[\*\*] Term: **14 Years**

[57] **CLAIM**

[21] Appl. No.: **43,168**

The ornamental design for an iron golf club head, as shown and described.

[22] Filed: **Aug. 28, 1995**

### DESCRIPTION

[51] LOC (6) Cl. .... **21-02**

[52] U.S. Cl. .... **D21/220**

[58] Field of Search ..... D21/220; 473/350,  
473/282-292, 324, 331

FIG. 1 is a front elevational view showing my new design;  
FIG. 2 is a top elevational view of FIG. 1;  
FIG. 3 is a front elevational view of a second embodiment of the invention;  
FIG. 4 is a top elevational view of FIG. 3; and,  
FIG. 5 is a left end view of FIG. 1.


[56] **References Cited**

#### U.S. PATENT DOCUMENTS

D. 165,458	12/1951	Jacobs	.....	D21/220
D. 300,546	4/1989	Boone	.....	D21/220
D. 322,830	12/1991	Antonious	.....	D21/220
D. 325,415	4/1992	Antonious	.....	D21/220
D. 359,784	6/1995	Meyer et al.	.....	D21/220

The undisclosed left side of the second embodiment is identical that disclosed in the first.  
The undisclosed bottom and back of both embodiments form no part of the claimed design.

**1 Claim, 1 Drawing Sheet**






FIG. 1




FIG. 2




FIG. 3




FIG. 4

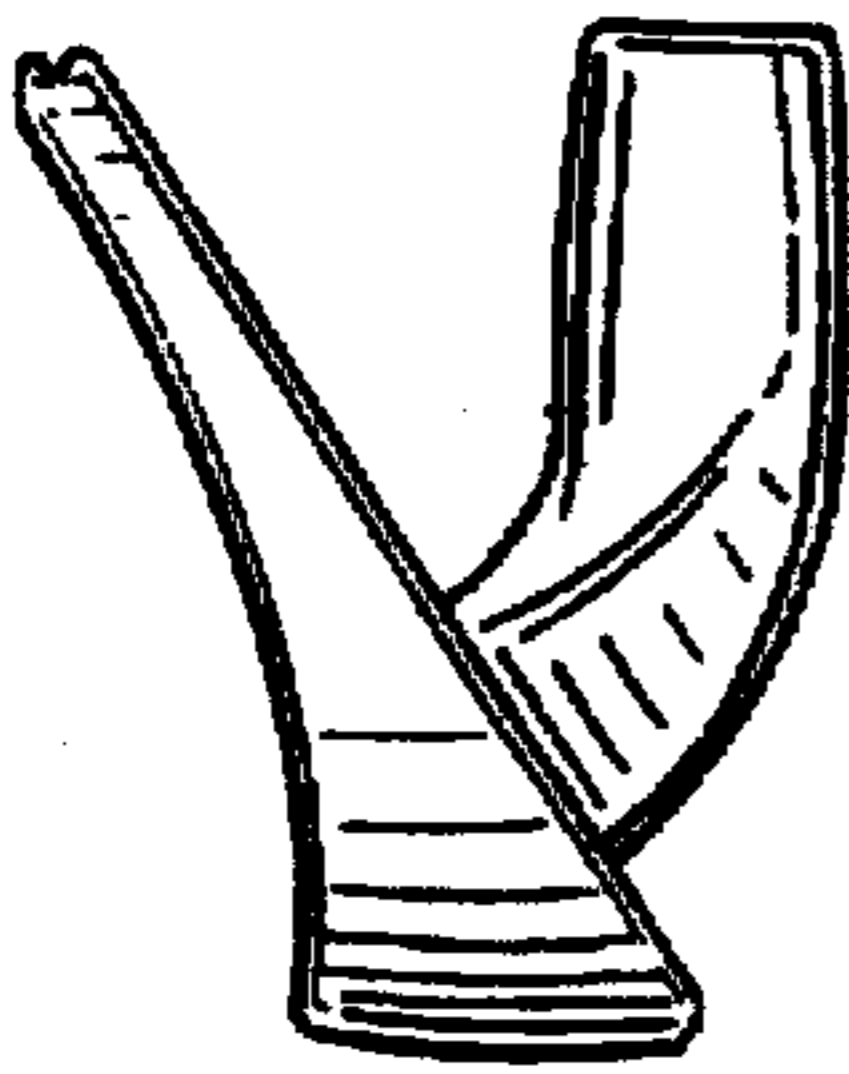


FIG. 5