



US00D384995S

United States Patent [19]
Munir

[11] **Patent Number: Des. 384,995**
[45] **Date of Patent: **Oct. 14, 1997**

[54] **TOY BUILDING ELEMENT**
[75] **Inventor: Marita Joan Munir, Vejle, Denmark**
[73] **Assignee: Interlego AG, Baar, Switzerland**
[**] **Term: 14 Years**
[21] **Appl. No.: 59,847**
[22] **Filed: Sep. 17, 1996**
[51] **LOC (6) Cl. 21-01**
[52] **U.S. Cl. D21/108; D21/123**
[58] **Field of Search D21/108, 123;**
D6/480, 484, 479; 446/88, 85, 93, 102,
104, 108-111, 120, 121, 124-126, 128,
479, 482

D. 363,189 10/1995 Griphoff D6/480
D. 368,189 3/1996 Bro et al. D6/480
D. 369,045 4/1996 Mitchell D6/484
5,154,656 10/1992 Milstein 446/110
5,400,719 3/1995 Santapa et al. D6/479

Primary Examiner—Raphael Barkai
Attorney, Agent, or Firm—Kane, Dalsimer, Sullivan
Kurucz, Levy, Eisele and Richard, LLP

[57] **CLAIM**

The ornamental design for a toy building element, as shown and described.

DESCRIPTION

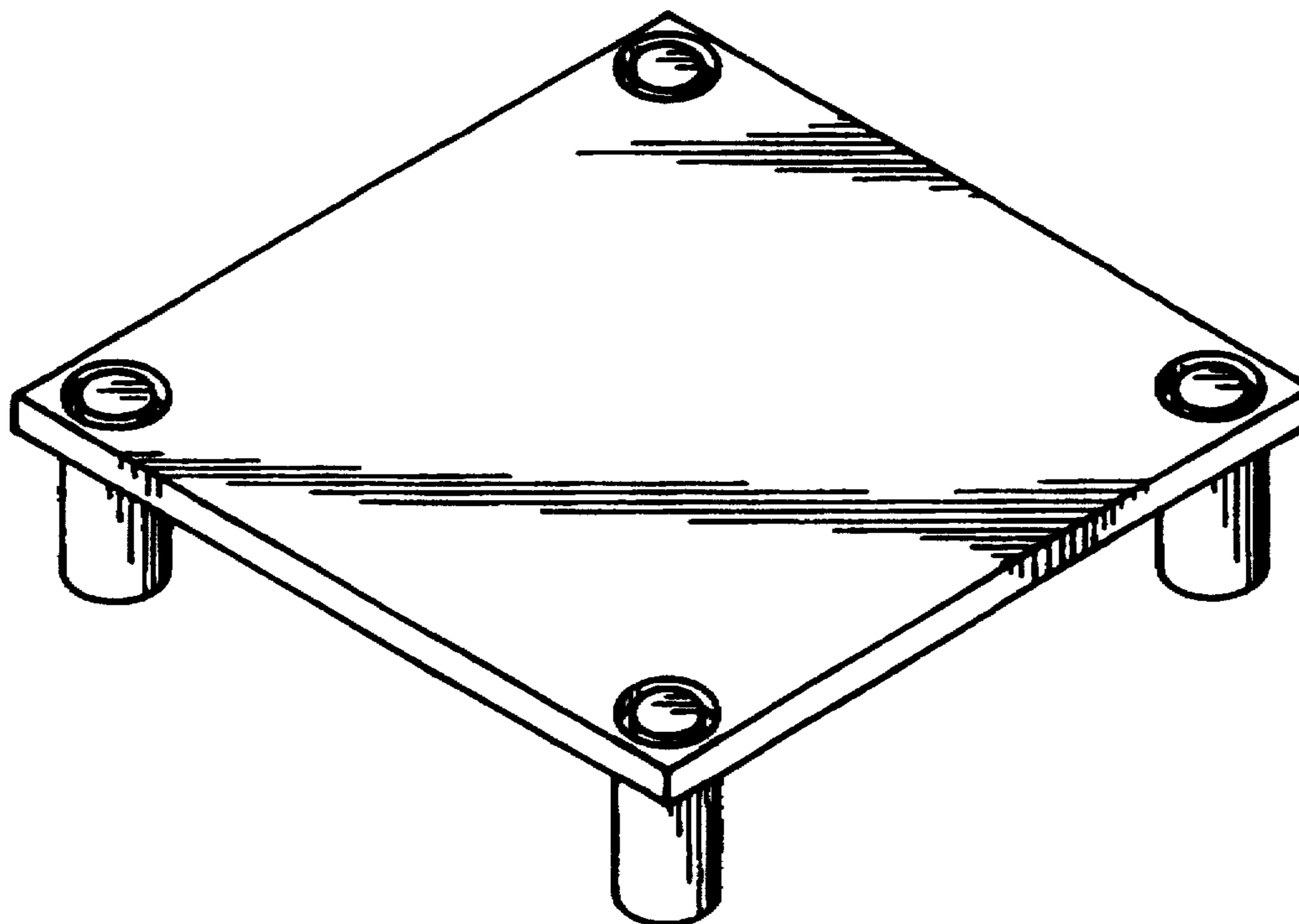
FIG. 1 is a top perspective view of the toy building element; FIG. 2 is a front elevational view thereof; FIG. 3 is a left side elevational view thereof; FIG. 4 is a right side elevational view thereof; FIG. 5 is a rear elevational view thereof; FIG. 6 is a bottom plan view thereof; and, FIG. 7 is a top plan view thereof.

[56] **References Cited**

U.S. PATENT DOCUMENTS

D. 326,295 5/1992 Monneret D21/123
D. 357,374 4/1995 Rabe D6/480
D. 359,085 6/1995 Gierahn et al. D21/123

1 Claim, 2 Drawing Sheets



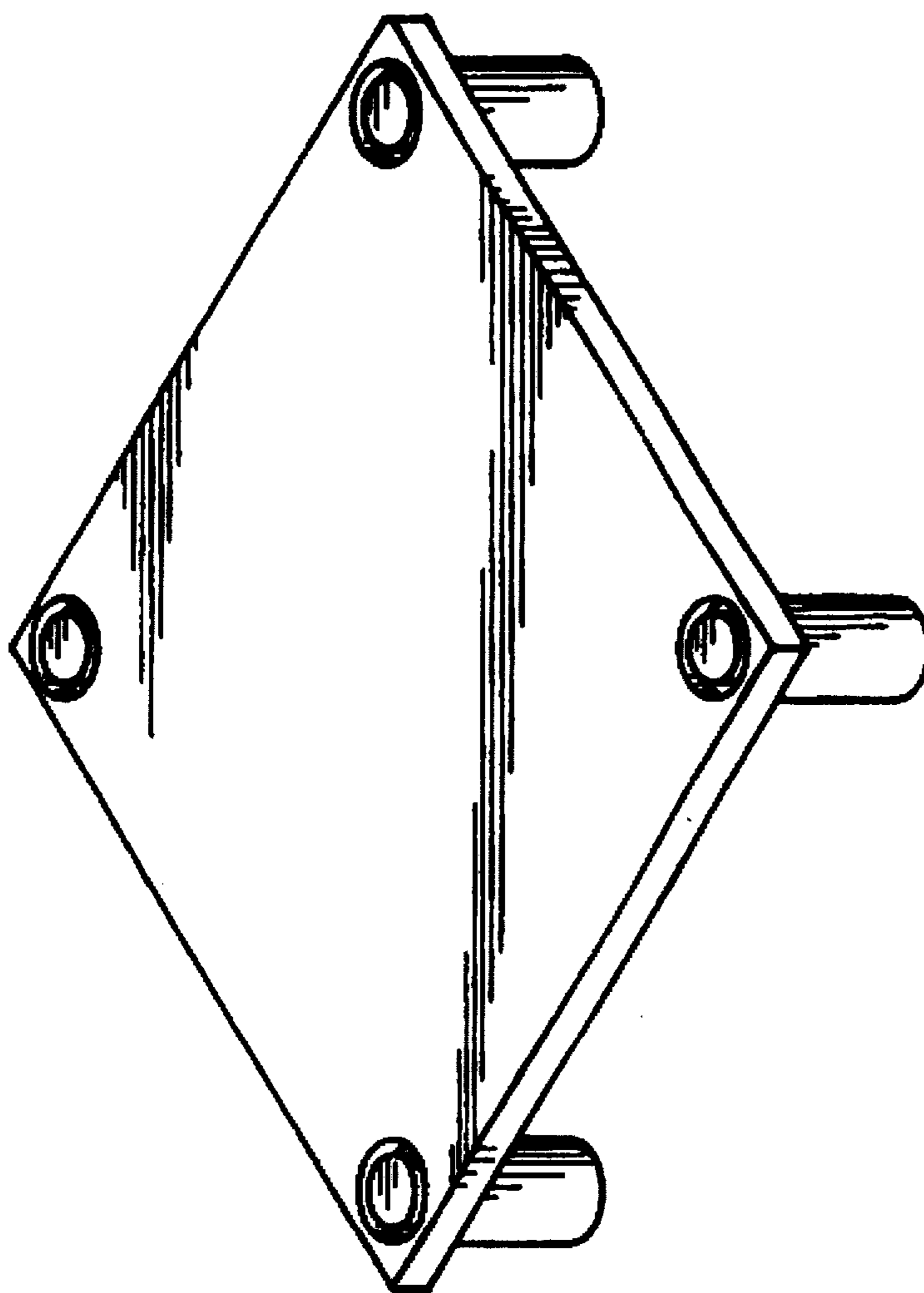


FIG. 1

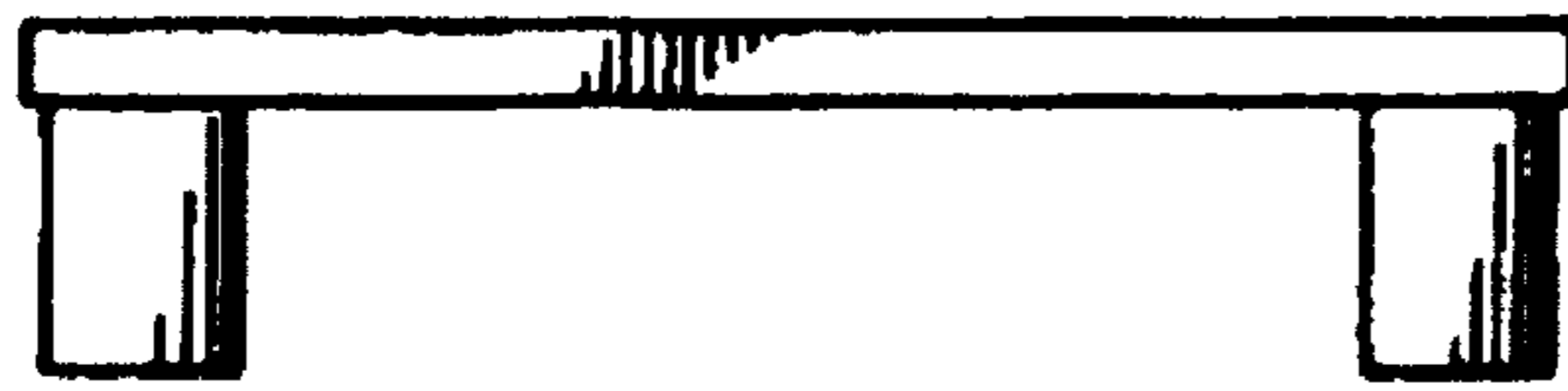


FIG. 2




FIG. 3

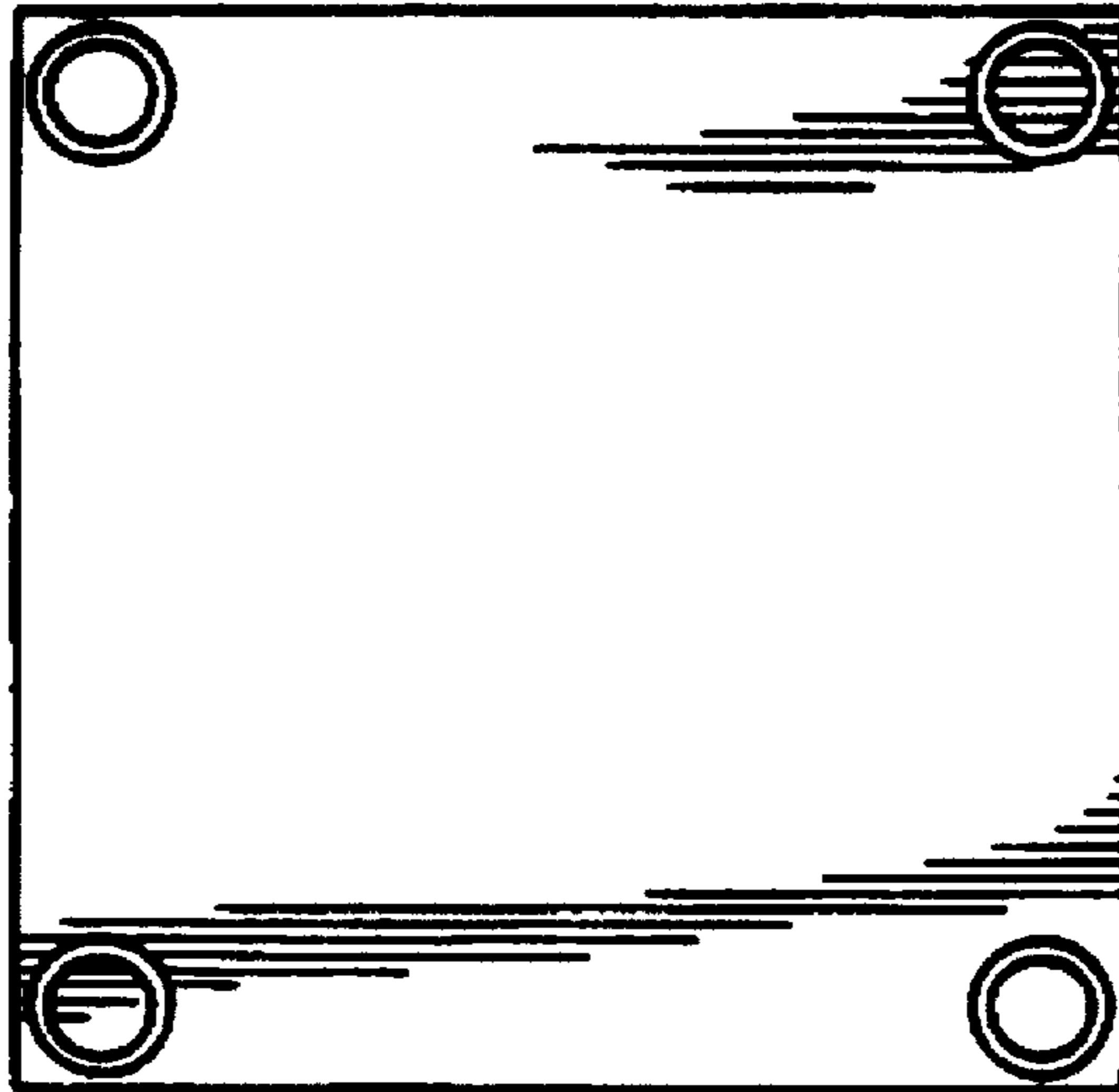


FIG. 7

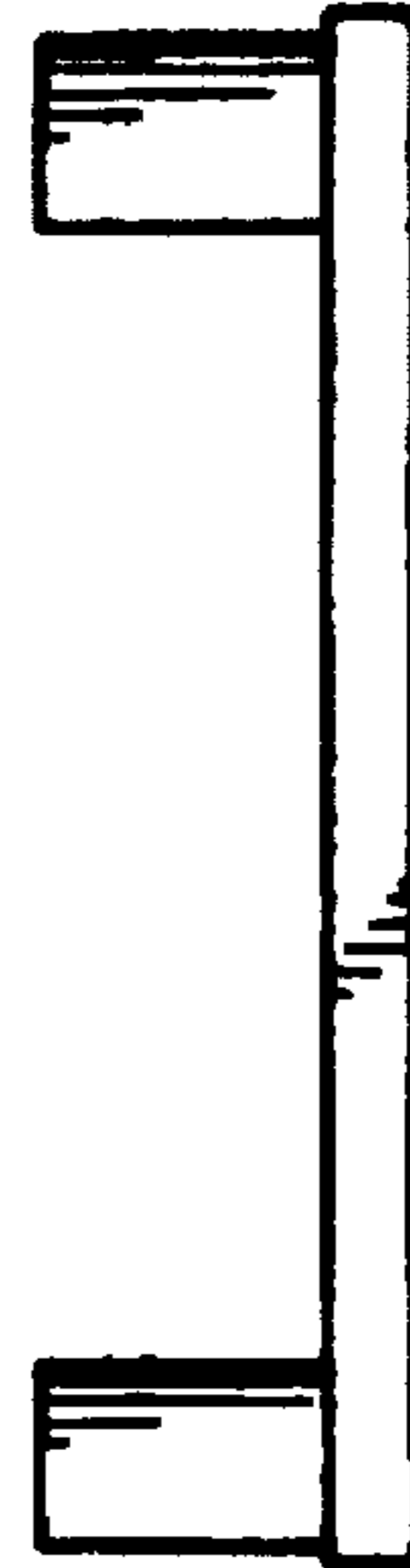


FIG. 4



FIG. 5




FIG. 6