



US00D384975S

United States Patent [19] Jackson

[11] Patent Number: Des. 384,975
[45] Date of Patent: ***Oct. 14, 1997

[54] TRAY

[75] Inventor: **Alban Gifford Jackson**, Auckland, New Zealand

[73] Assignee: **Biro Bic (NZ) Limited**, Auckland, New Zealand

[*] Notice: The portion of the term of this patent subsequent to Jul. 22, 2011, has been disclaimed.

[**] Term: **14 Years**

[21] Appl. No.: **42,889**

[22] Filed: **Aug. 21, 1995**

[51] LOC (6) Cl. **19-02**

[52] U.S. Cl. **D19/92; D3/304**

[58] Field of Search **D3/304, 305, 307-314; D19/35-6, 65, 75, 78, 92, 86, 95, 99, 100; 206/215, 518, 555; 211/10, 13, 126**

91501 1/1986 Australia .
 95353 2/1987 Australia .
 96810 6/1987 Australia .
 98679 11/1987 Australia .
 98999 12/1987 Australia .
 99000 12/1987 Australia .
 106337 12/1989 Australia .
 106513 1/1990 Australia .
 108588 8/1990 Australia .
 108589 8/1990 Australia .
 109208 10/1990 Australia .
 109928 1/1991 Australia .
 112794 11/1991 Australia .
 76448/91 1/1992 Australia .
 114021 5/1992 Australia .
 79270/91 5/1992 Australia .
 11212/92 10/1992 Australia .
 17076/92 12/1992 Australia .
 117911 8/1993 Australia .
 117912 8/1993 Australia .
 117913 8/1993 Australia .
 117914 8/1993 Australia .
 118367 10/1993 Australia .
 119210 1/1994 Australia .
 119925 4/1994 Australia .

[56] References Cited

U.S. PATENT DOCUMENTS

D. 314,398 2/1991 Aaldenberg et al. D19/92
 D. 325,222 4/1992 Brüßing D19/92
 D. 326,476 5/1992 Bevins D19/92
 D. 334,593 4/1993 Evenson D19/92
 D. 337,127 7/1993 Aaldenberg D19/92
 4,163,495 8/1979 Drader 206/506
 4,469,231 9/1984 Hehn 211/11
 4,480,756 11/1984 Belokin, Jr. 211/126
 4,905,834 3/1990 Gimeno et al. 206/512
 4,967,988 11/1990 Nguyen 248/150
 5,054,629 10/1991 Breen 211/128

FOREIGN PATENT DOCUMENTS

65299 9/1974 Australia .
 70379 2/1978 Australia .
 75636 11/1978 Australia .
 75637 11/1978 Australia .
 76880 8/1979 Australia .
 79820 12/1980 Australia .
 84343 4/1982 Australia .
 84843 8/1982 Australia .
 89907 1/1985 Australia .
 90214 3/1985 Australia .
 90430 5/1985 Australia .

Primary Examiner—Sandra L. Morris
 Attorney, Agent, or Firm—Joseph J. Catanzaro

[57] CLAIM

The ornamental design for a tray, as shown and described.

DESCRIPTION

FIG. 1 is a left side perspective view from above, of the assembled tray according to the present design;
 FIG. 2 is a top plan view thereof;
 FIG. 3 is a front elevational view thereof;
 FIG. 4 is a left side elevational view thereof, the right side elevational view being identical but a mirror image thereof;
 FIG. 5 is a rear elevational view thereof;
 FIG. 6 is a bottom plan view thereof;
 FIG. 7 is a top plan view of the tray of FIGS. 1-6 with the side, rear and front upstanding portions thereof disconnected from each other and returned to an unfolded position;
 FIG. 8 is a left side elevational view thereof, the right side elevational view being identical but a mirror image thereof; and,
 FIG. 9 is a front elevational view thereof.

1 Claim, 4 Drawing Sheets

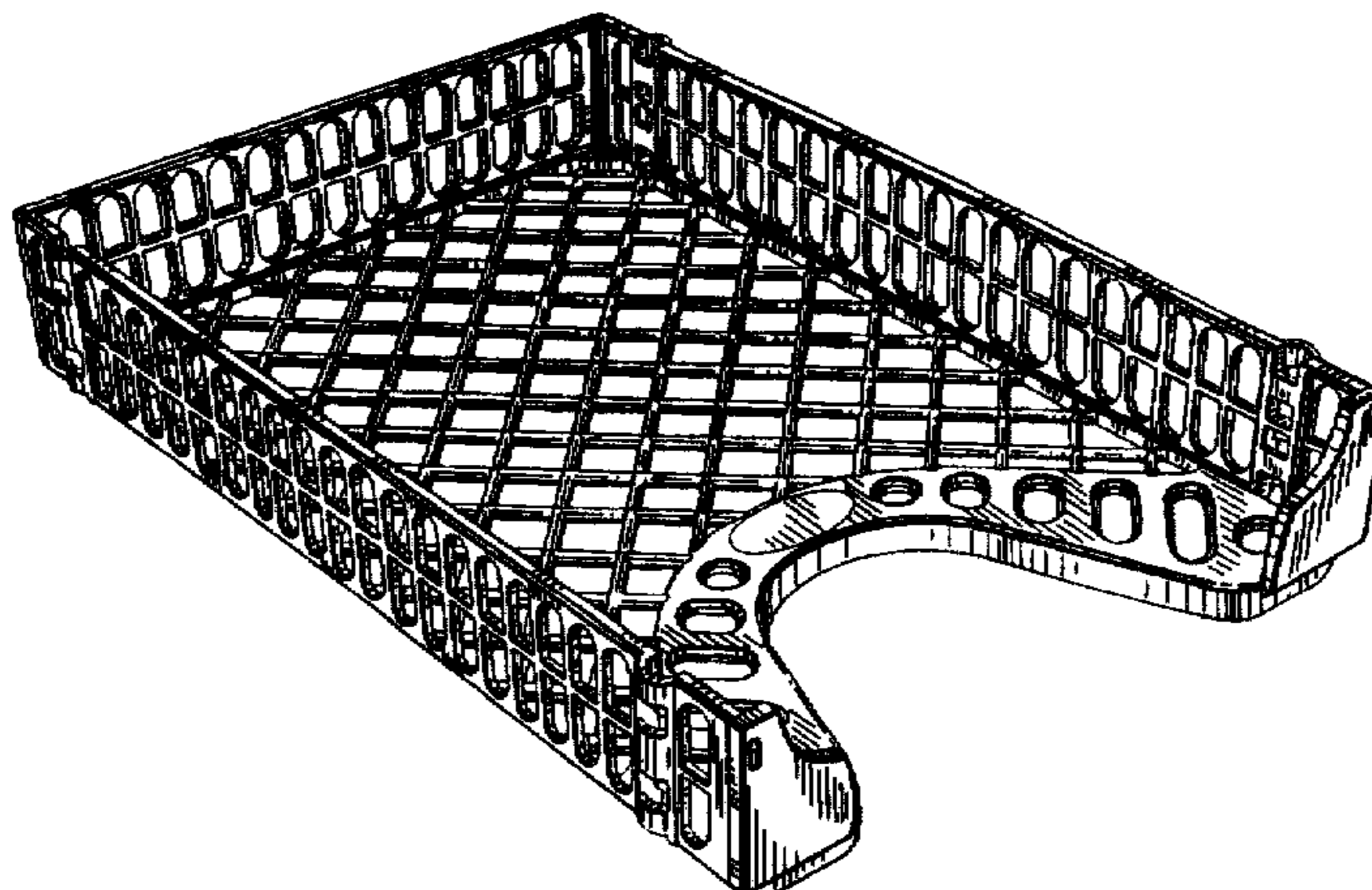


FIG. 1

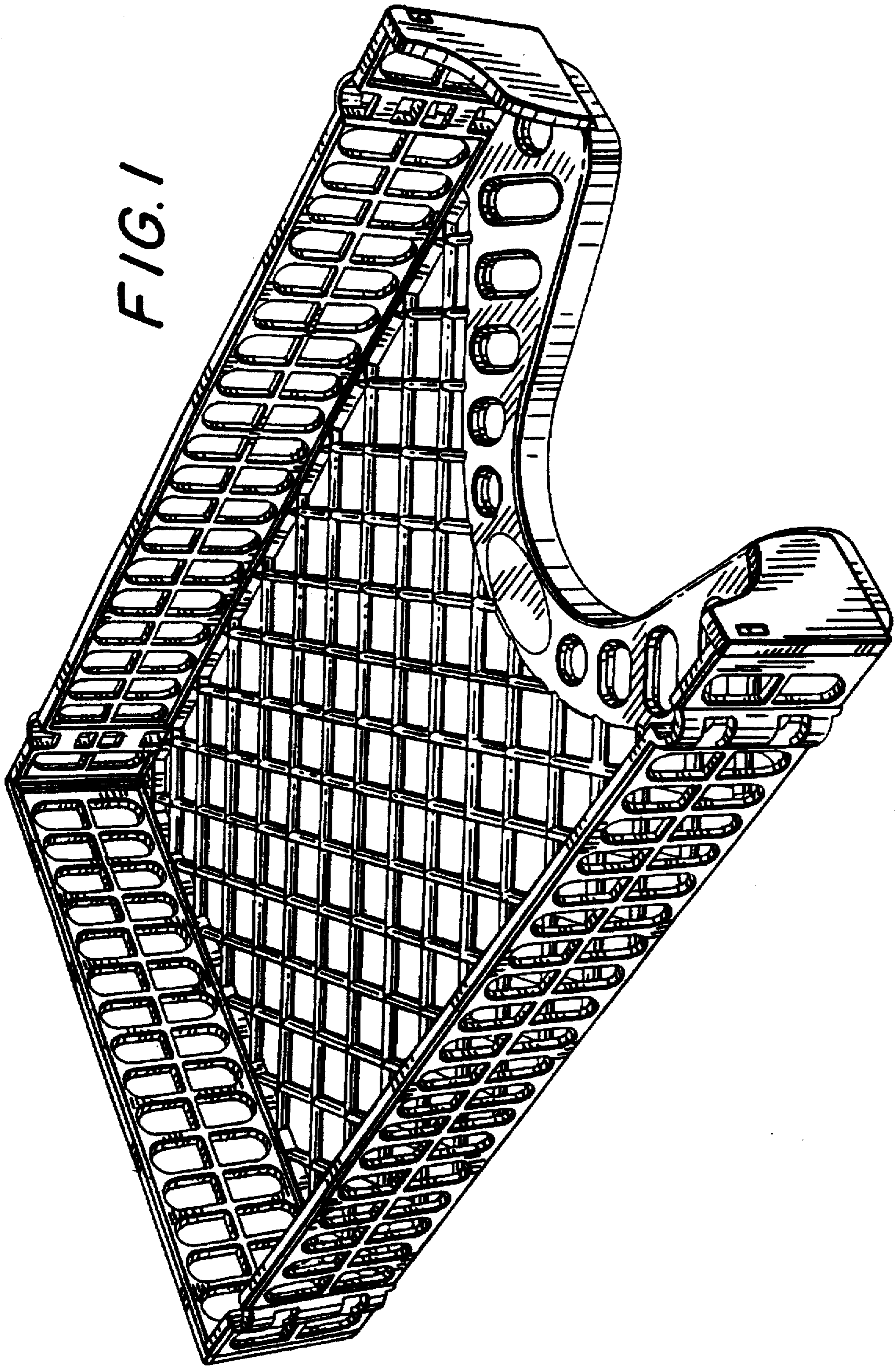


FIG. 2




FIG. 3

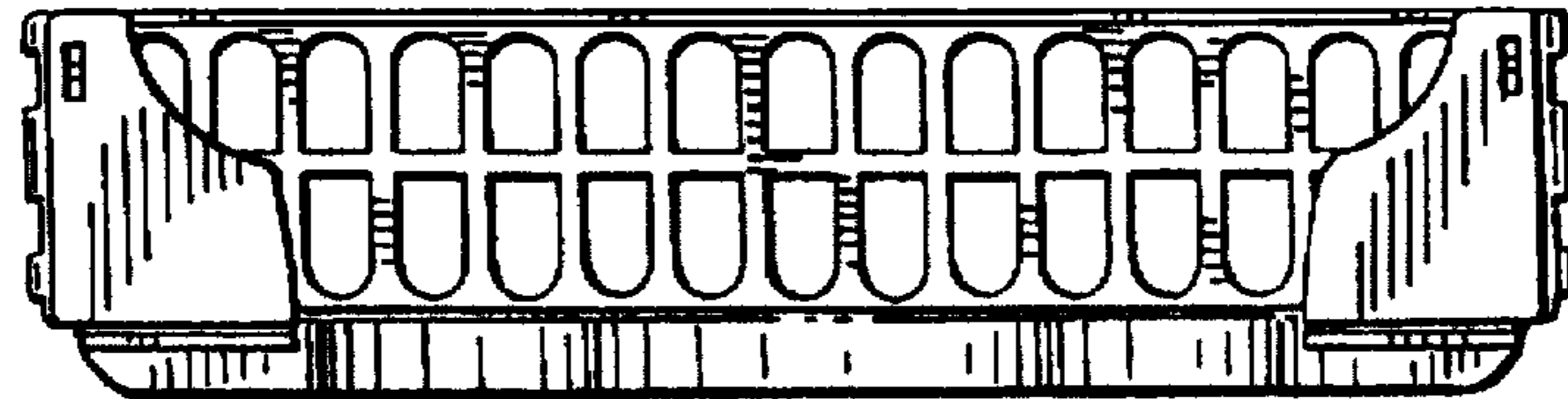


FIG. 4

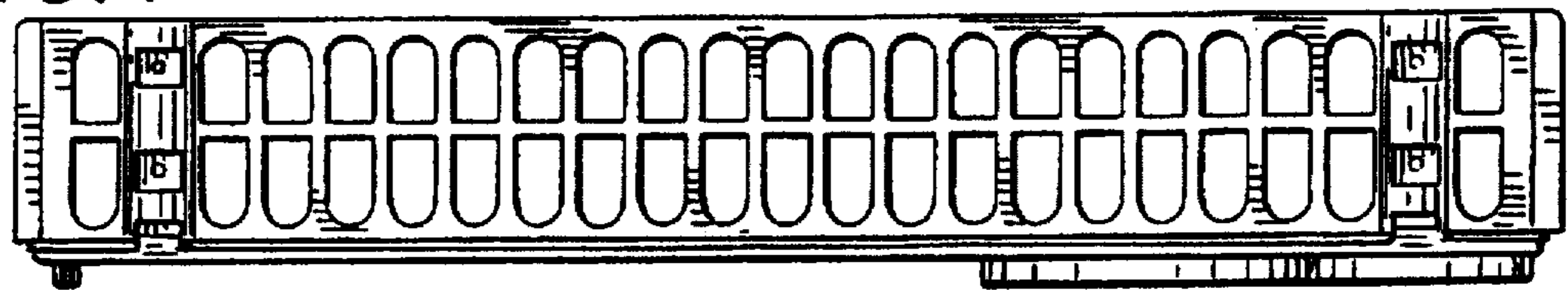


FIG. 5

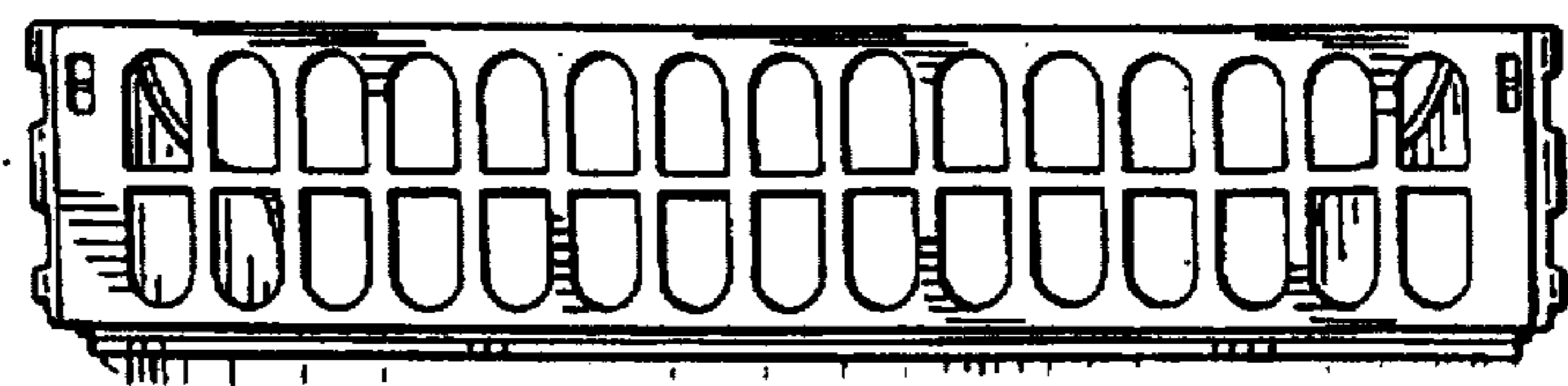
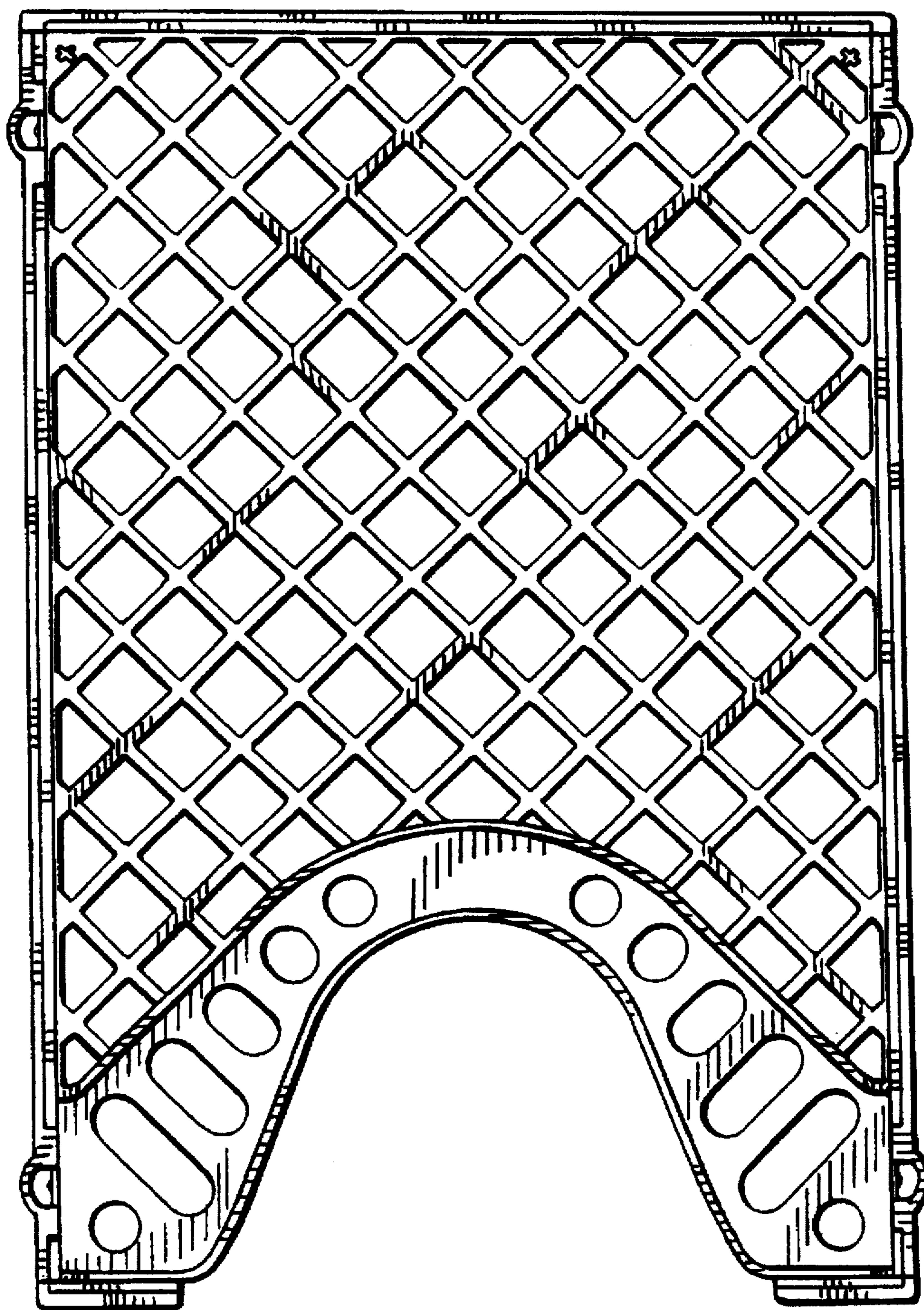


FIG. 6






FIG. 7

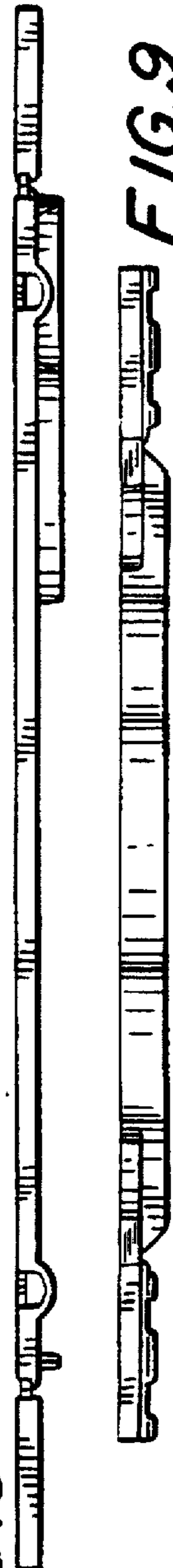


FIG. 8

FIG. 9