

US00D384969S

United States Patent [19]

[11] Patent Number: Des. 384,969

Inoue et al.

[45] Date of Patent: ***Oct. 14, 1997

[54] **PRINTER FOR ELECTRONIC COMPUTER**

[75] Inventors: **Manabu Inoue**, Yokohama; **Shosaku Kawashima**, Kawasaki, both of Japan

[73] Assignee: **Canon Kabushiki Kaisha**, Tokyo, Japan

[*] Notice: The portion of the term of this patent subsequent to Nov. 21, 2009, has been disclaimed.

[**] Term: **14 Years**

[21] Appl. No.: **45,591**

[22] Filed: **Oct. 24, 1995**

[30] **Foreign Application Priority Data**

Apr. 26, 1995 [JP] Japan 7-11777

[51] **LOC (6) Cl.** **18-02**

[52] **U.S. Cl.** **D18/54; D18/55**

[58] **Field of Search** **D18/50, 54-55; 400/613, 613.1-613.4, 691-694, 690.1-690.4**

[56] **References Cited**

U.S. PATENT DOCUMENTS

D. 301,485	6/1989	Kato et al.	D18/55
D. 323,850	2/1992	Matsuo et al.	D18/54
D. 333,153	2/1993	Uchibori et al.	D18/55
D. 339,159	9/1993	Pruitt et al.	D18/55
D. 343,637	1/1994	Umino et al.	D18/55
D. 344,754	3/1994	Parsey	D18/55

D. 349,922	8/1994	Tashiro	D18/54
D. 350,364	9/1994	Kawashima et al.	D18/50
D. 352,056	11/1994	Kawashima et al.	D18/50
D. 356,818	3/1995	Sekine et al.	D18/55
D. 364,420	11/1995	Kawashima	D18/54
D. 369,382	4/1996	Matsunaga et al.	D18/54
D. 370,026	5/1996	McGlashan	D18/55
3,375,781	4/1968	Grimm et al.	D18/55
5,387,043	2/1995	Fujioka et al.	400/691

OTHER PUBLICATIONS

Xerox brochure; Ablette 10 Printer Copier. Circuit City Supplement to the Washington Post Newspaper; Canon Bubble Jet 200 Printer advertisement.

Primary Examiner—Cathy Anne MacCormac
Attorney, Agent, or Firm—Fitzpatrick, Cella, Harper & Scinto

[57] **CLAIM**

The ornamental design for a printer for electronic computer, as shown and described.

DESCRIPTION

FIG. 1 is a front elevational view of a printer for electronic computer showing our new design; FIG. 2 is a rear elevational view thereof; FIG. 3 is a top plan view thereof; FIG. 4 is a bottom plan view thereof; FIG. 5 is a left side elevational view thereof; FIG. 6 is a right side elevational view thereof; and, FIG. 7 is a perspective view thereof.

1 Claim, 3 Drawing Sheets




FIG. 1

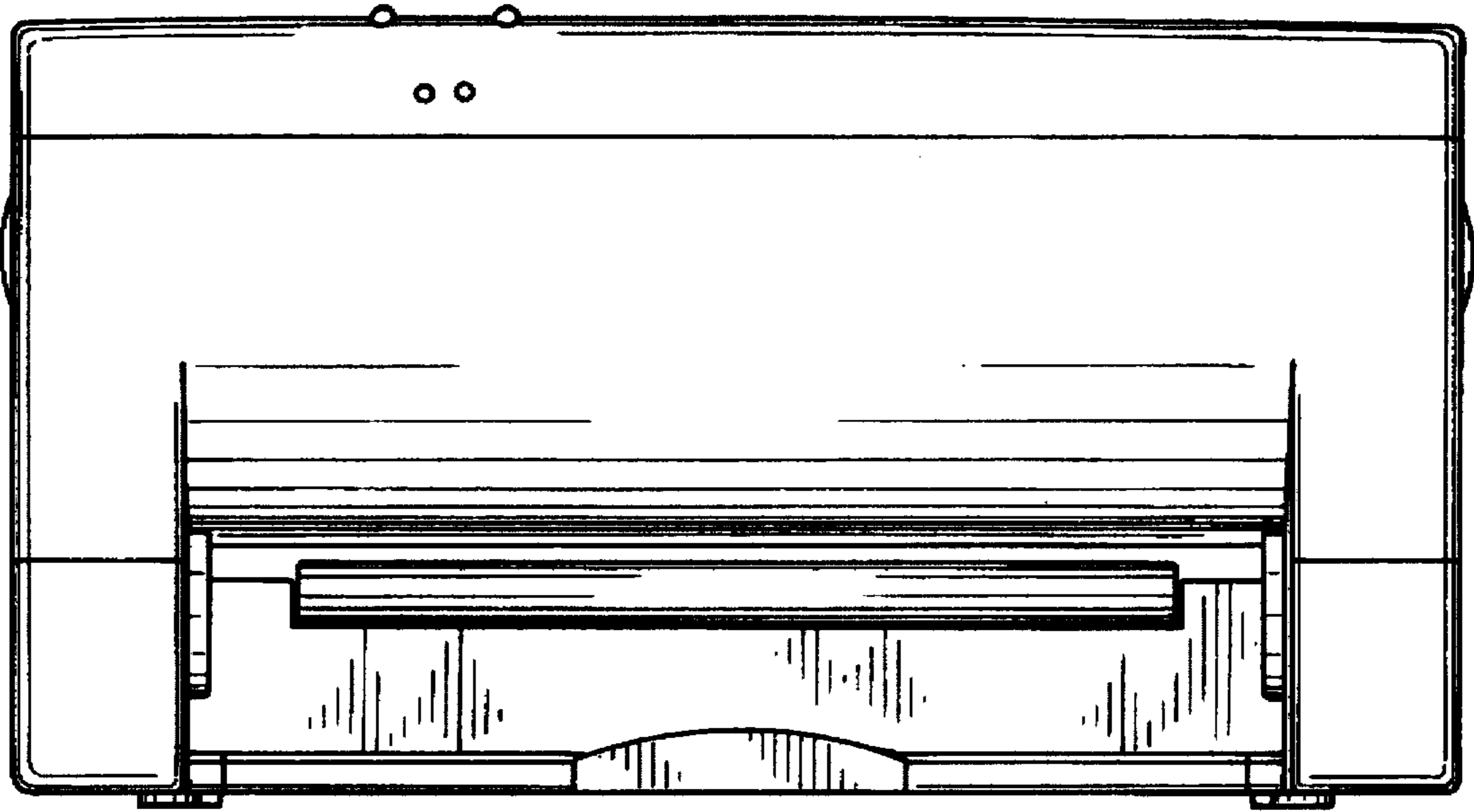


FIG. 2

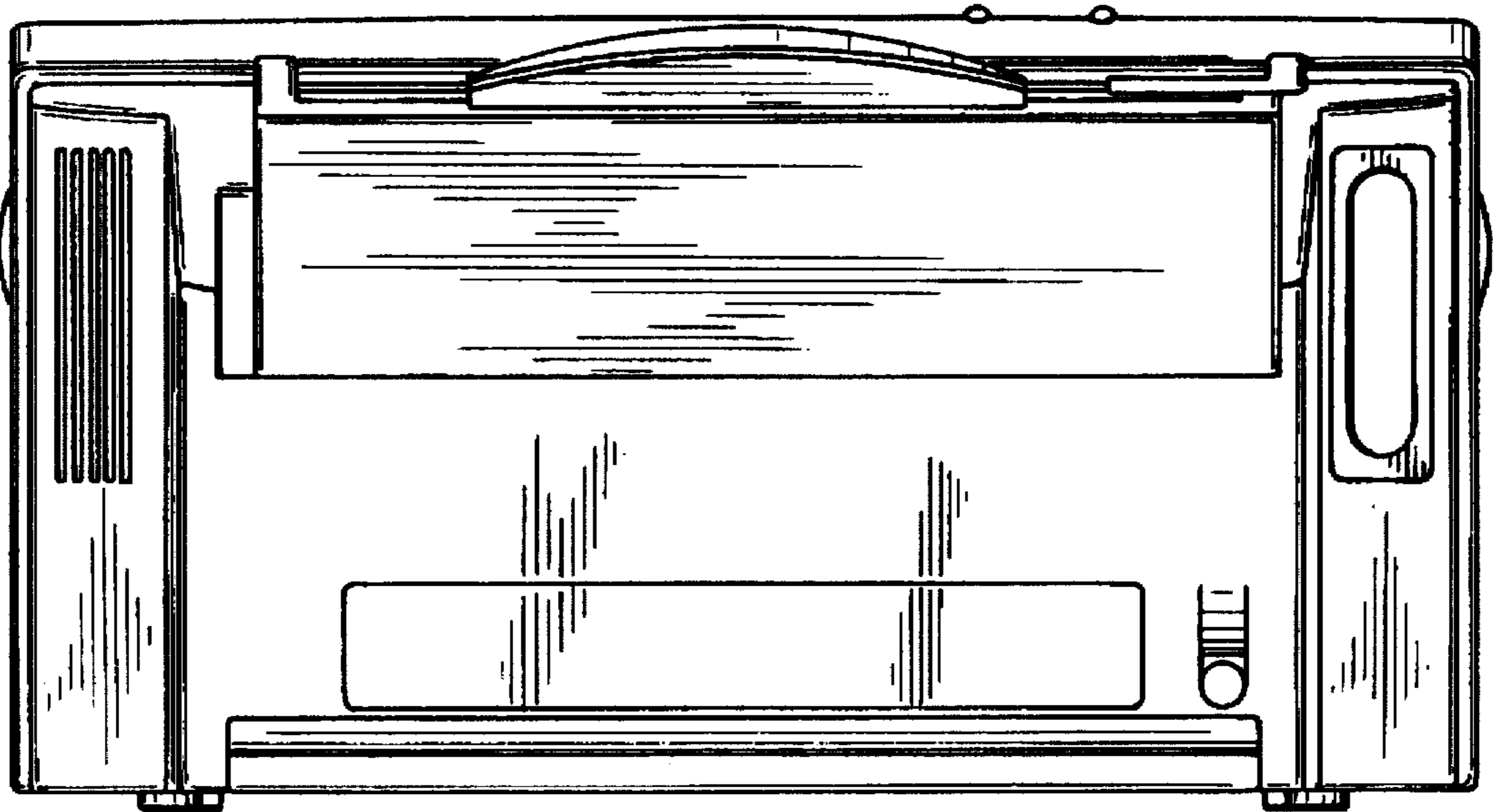


FIG. 3

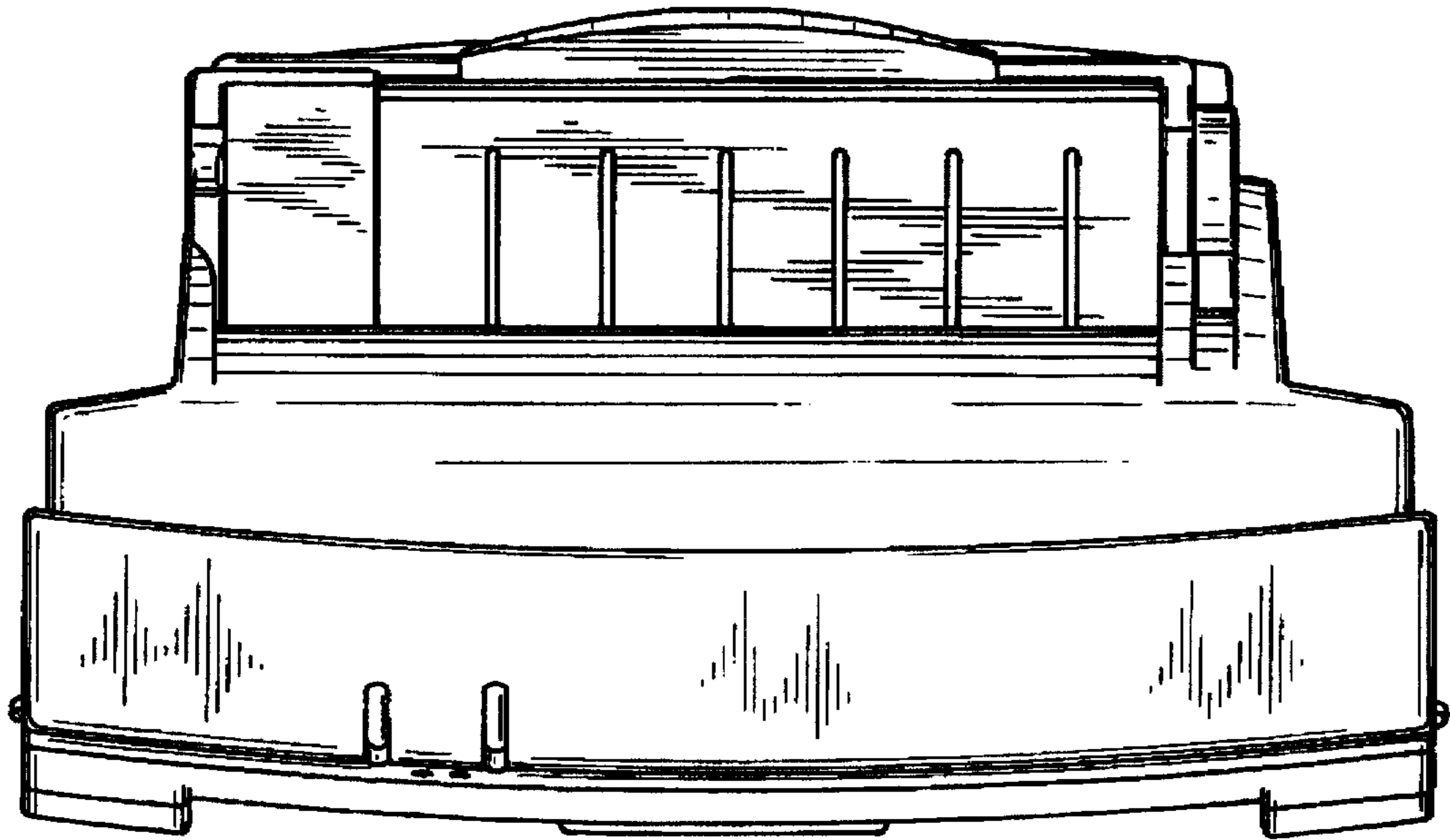


FIG. 4

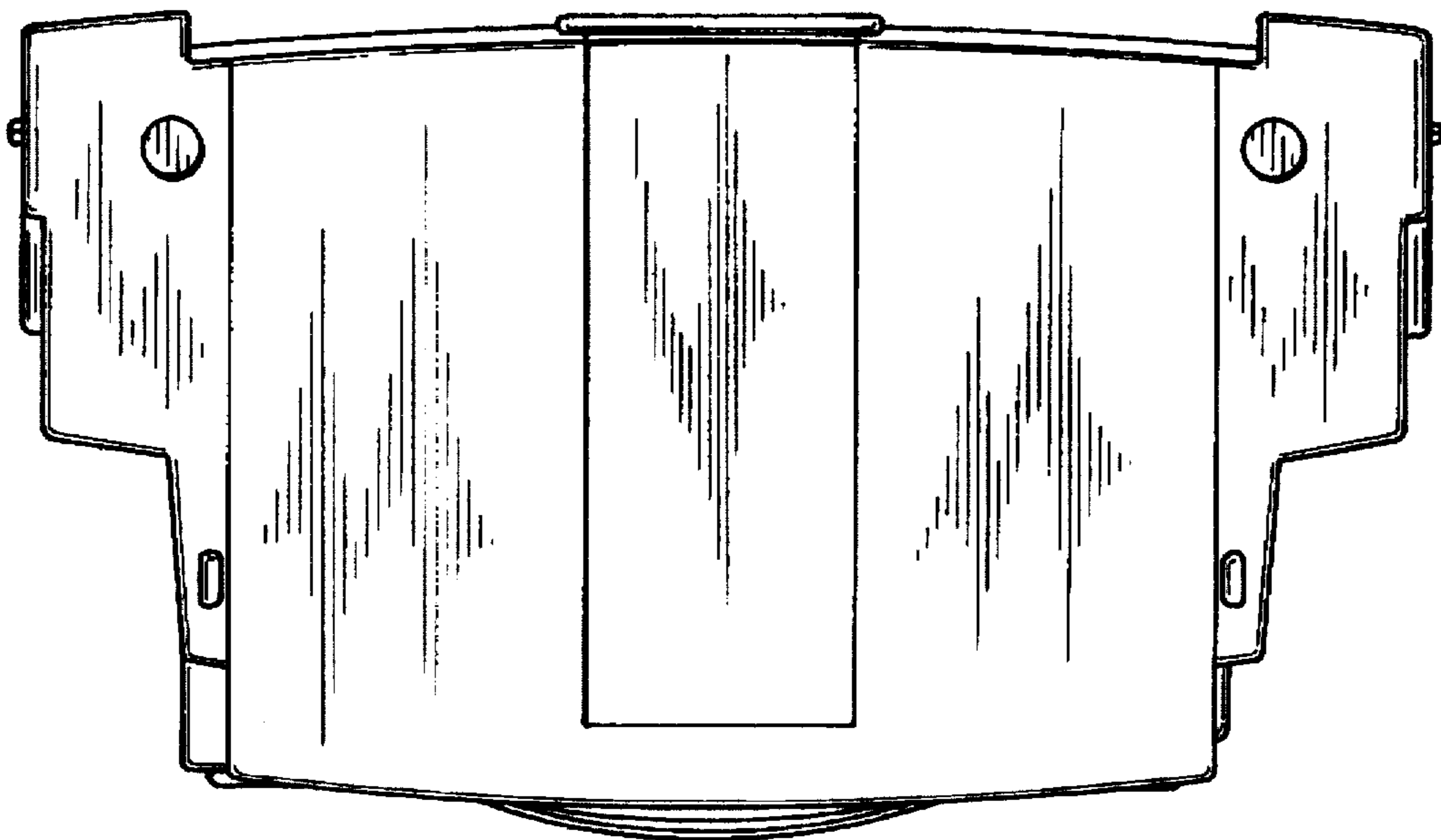


FIG. 5




FIG. 6

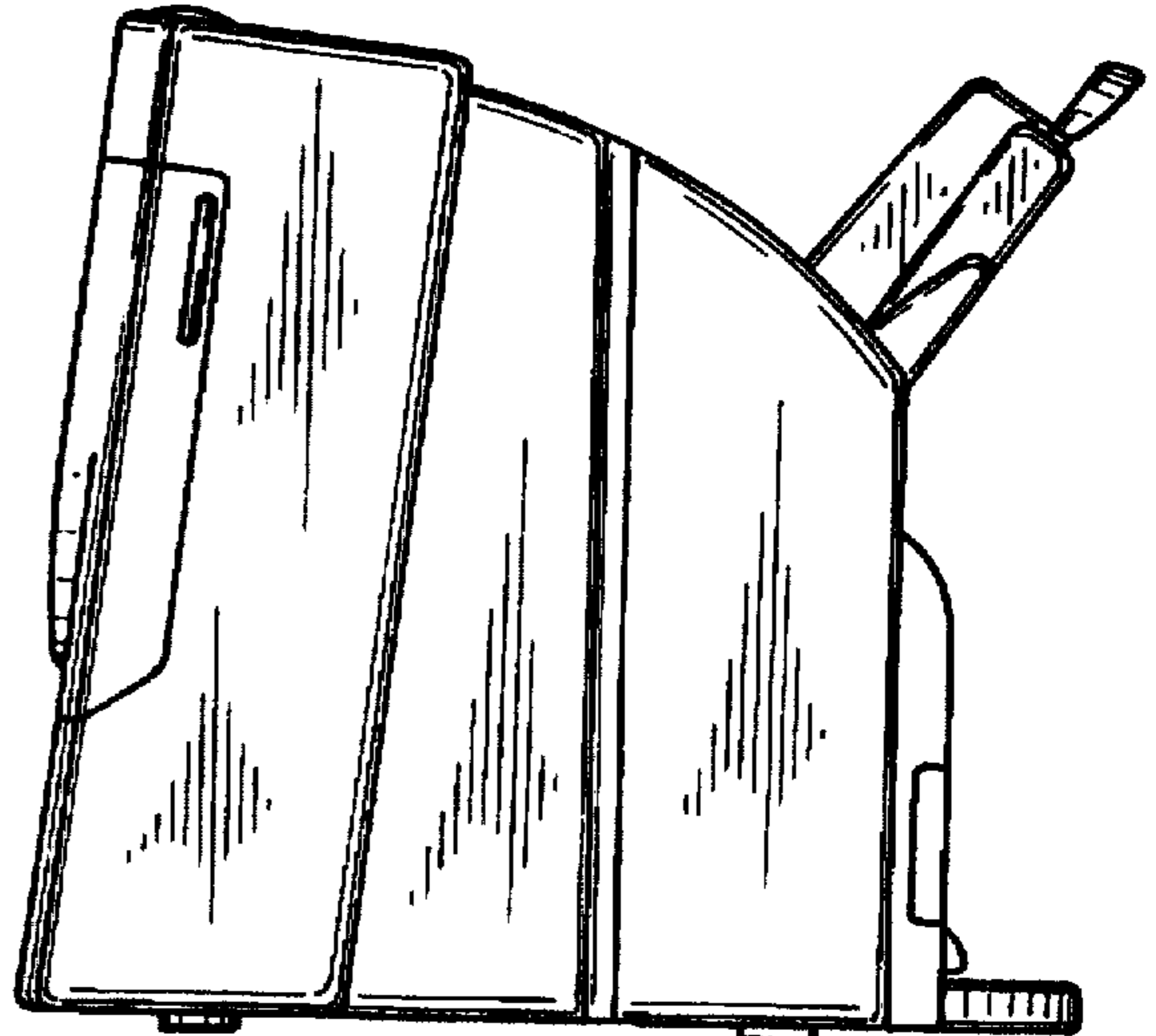


FIG. 7

