



US00D384968S

United States Patent [19]

[11] Patent Number: **Des. 384,968**

Scroy

[45] Date of Patent: ****Oct. 14, 1997**

[54] **PAIR OF CUSHIONS FOR EYEGLOSS
EARPIECES**

5,054,903	10/1991	Jannard et al.	351/122
5,087,118	2/1992	Gill	2/452
5,440,355	8/1995	Ross	351/122

[76] Inventor: **Chris Scroy**, 1201 E. Indiana, Elkhart, Ind. 46514

Primary Examiner—Raphael Barkai

[**] Term: **14 Years**

[57] CLAIM

[21] Appl. No.: **50,802**

An ornamental design for a pair of cushions for eyeglass earpieces, as shown and described.

[22] Filed: **Feb. 26, 1996**

DESCRIPTION

[51] LOC (6) Cl. **16-06**

[52] U.S. Cl. **D16/330**

[58] Field of Search D16/300, 304, D16/306, 309-330, 335-339; 351/41, 44, 47-48, 51-52, 57-60, 111, 117, 122, 157, 158; 2/13

FIG. 1 is a perspective view of a pair of cushions for eyeglass earpieces showing my new design, the broken line showing of the eyeglass frame is for illustrative purposes only and forms no part of the claimed design;

FIG. 2 is a left side elevational view thereof;

FIG. 3 is a right side elevational view thereof;

FIG. 4 is a front elevational view thereof;

FIG. 5 is a rear elevational view thereof;

FIG. 6 is a top plan view thereof; and,

FIG. 7 is a bottom plan view thereof.

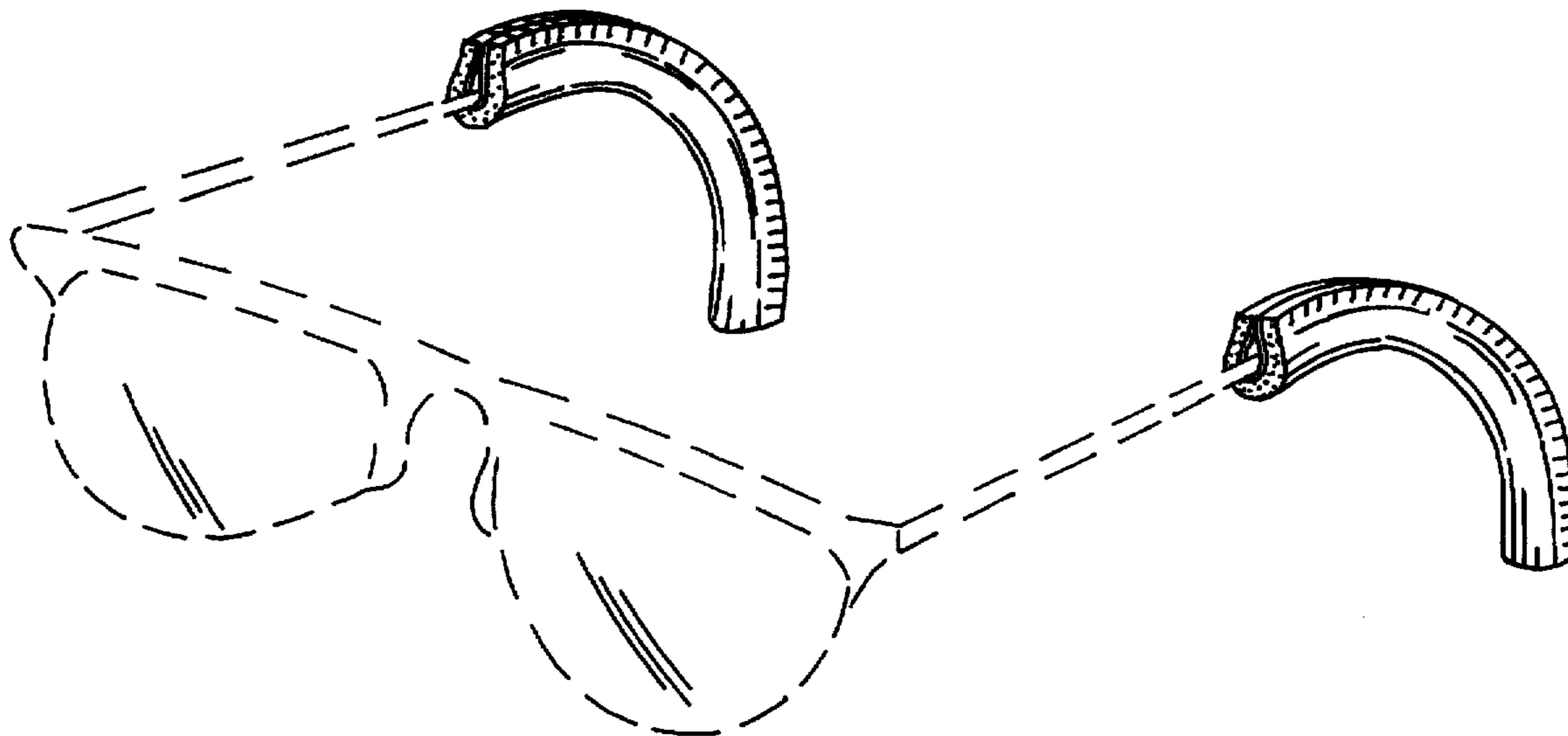
The showing of one cushion only in FIGS. 2-7 is for ease of illustration only.

[56] References Cited

U.S. PATENT DOCUMENTS

D. 322,446	12/1991	Bell, Jr.	D16/335
3,684,356	8/1972	Bates	351/122
4,729,650	3/1988	Jennings	D16/309
4,751,746	6/1988	Rustin	2/449
4,917,479	4/1990	Bidgood	351/118

1 Claim, 2 Drawing Sheets



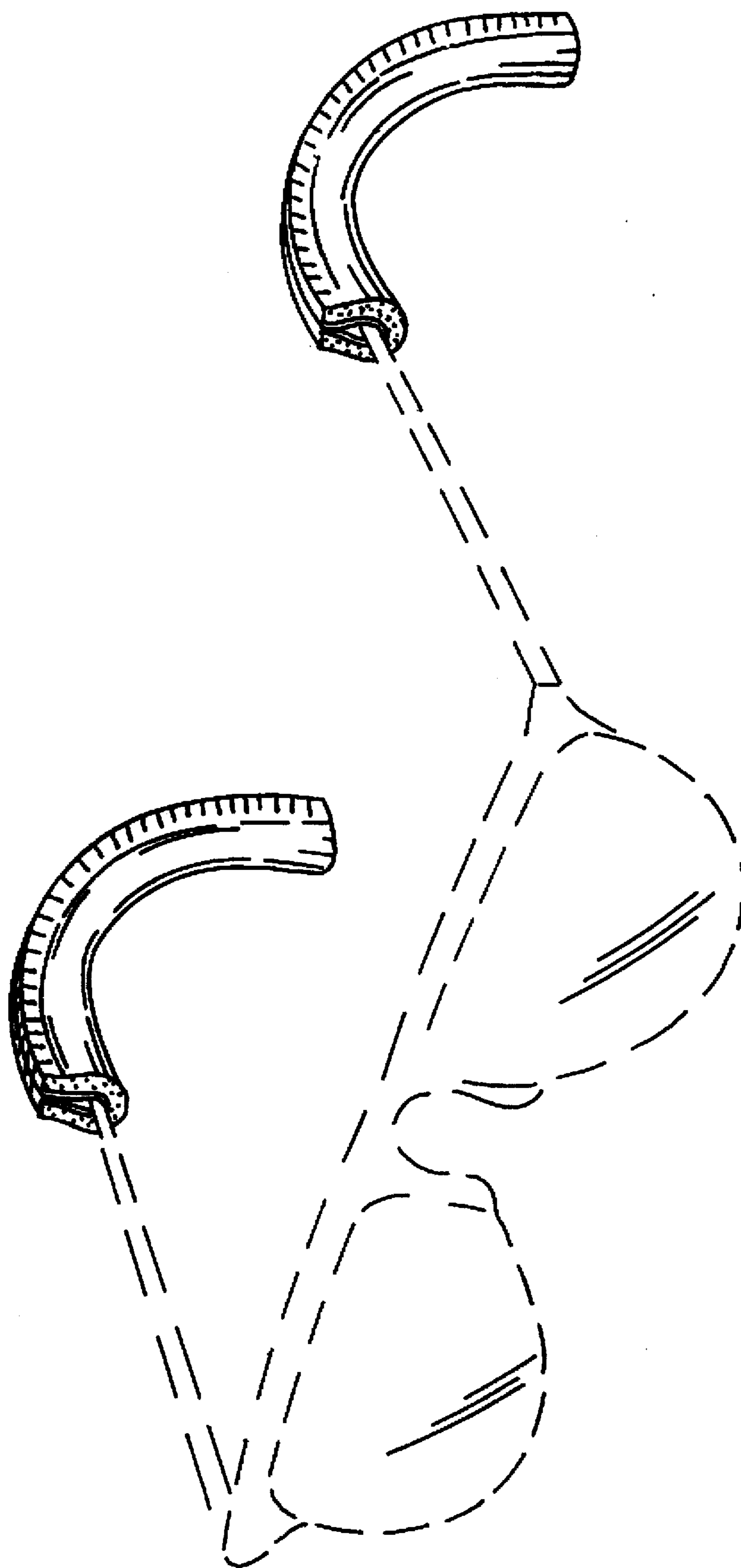


FIG. 1

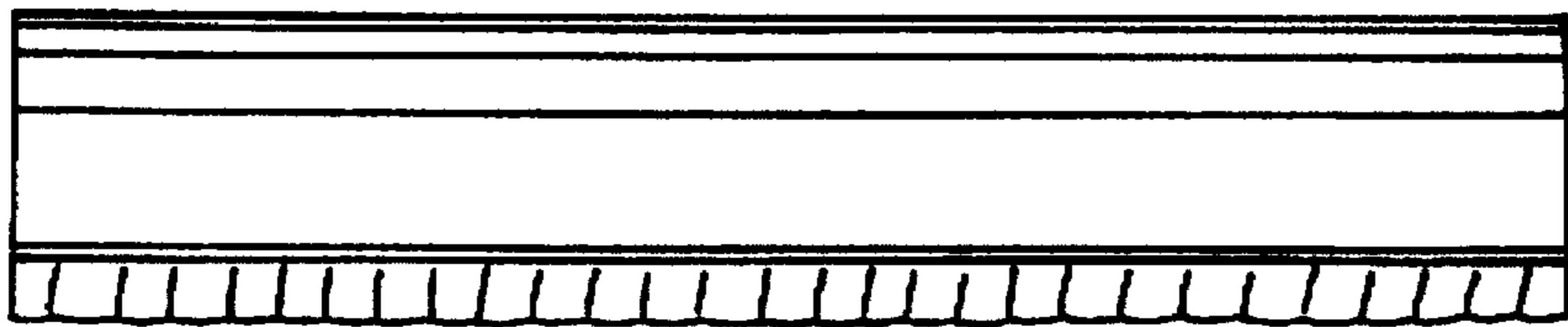


FIG. 2




FIG. 3




FIG. 4




FIG. 5




FIG. 6




FIG. 7