



US00D384961S

**United States Patent** [19]  
**Gassman**

[11] **Patent Number: Des. 384,961**  
[45] **Date of Patent: \*\*Oct. 14, 1997**

[54] **PRESSURE STRIPPING PIN FOR A BOBST-TYPE MALE STRIPPING DIE**

D. 364,543 11/1995 Hennen ..... D8/14

[75] **Inventor: Paul R. Gassman, Getzville, N.Y.**

*Primary Examiner—Antoine Duval Davis*  
*Attorney, Agent, or Firm—Phillips, Lytle, Hitchcock, Blaine & Huber*

[73] **Assignee: AccuDie Inc., North Tonawanda, N.Y.**

[\*\*] **Term: 14 Years**

[57] **CLAIM**

[21] **Appl. No.: 36,234**

The ornamental design for a pressure stripping pin for a Bobst-type male stripping die, as shown.

[22] **Filed: Mar. 16, 1995**

**DESCRIPTION**

[51] **LOC (6) Cl. .... 15-99**

[52] **U.S. Cl. .... D15/138**

[58] **Field of Search .... D15/138-142;**  
100/219; 164/341; 264/40.1, 328.6; 425/569,  
450.1, 451.9, 150, 411, 575, 589, 595

FIG. 1 is a side elevation of a pressure stripping pin for a Bobst-type cutting die, showing my new design;

FIG. 2 is a top plan view thereof; and,

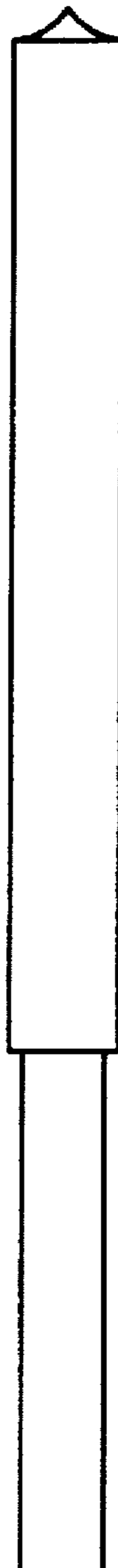
FIG. 3 is a bottom plan view thereof.

[56] **References Cited**

**U.S. PATENT DOCUMENTS**

D. 362,590 9/1995 Larson et al. .... D8/14 X

**1 Claim, 1 Drawing Sheet**






Fig. 1




Fig. 2



Fig. 3