



US00D384958S

United States Patent [19]

Shudo

[11] Patent Number: **Des. 384,958**

[45] Date of Patent: ****Oct. 14, 1997**

[54] **EARPHONE WITH MICROPHONE**

[75] Inventor: **Tomoyuki Shudo, Tokyo, Japan**

[73] Assignee: **Sony Corporation, Tokyo, Japan**

[**] Term: **14 Years**

[21] Appl. No.: **45,990**

[22] Filed: **Nov. 3, 1995**

[30] **Foreign Application Priority Data**

May 9, 1995 [JP] Japan 7-12725

[51] **LOC (6) Cl.** **14-01**

[52] **U.S. Cl.** **D14/206; D14/223**

[58] **Field of Search** **D14/192, 205, D14/206, 223, 225-229; D24/174; 181/129, 130, 137, 158; 379/430, 431, 444; 381/25, 68, 68.6, 69, 91, 151, 158, 183, 187**

[56] **References Cited**

U.S. PATENT DOCUMENTS

- D. 353,379 12/1994 Nakamura et al. D14/223
- D. 357,921 5/1995 Ming-Chin D14/223

- D. 366,486 1/1996 Runquist et al. D14/206
- D. 369,349 4/1996 Hayashi D14/223
- 4,720,857 1/1988 Burris et al. 379/430
- 5,446,788 8/1995 Lucey et al. 379/430

Primary Examiner—Ted Shooman
Assistant Examiner—Nanda Bondade
Attorney, Agent, or Firm—Foley & Lardner

[57] **CLAIM**

The ornamental design for an earphone with microphone, as shown and described.

DESCRIPTION

FIG. 1 is a perspective view of the earphone with microphone including my new design;
FIG. 2 is a top plan view thereof;
FIG. 3 is a left side elevational view thereof;
FIG. 4 is a front elevational view thereof;
FIG. 5 is a bottom plan view thereof;
FIG. 6 is a right side elevational view thereof;
FIG. 7 is a rear elevational view thereof; and,
FIG. 8 is a view of the earphone in use wherein the person having the earphone is shown in broken lines for illustrative purposes only and forms no part of the claimed design.

1 Claim, 3 Drawing Sheets



FIG. 1




FIG. 2




FIG. 3

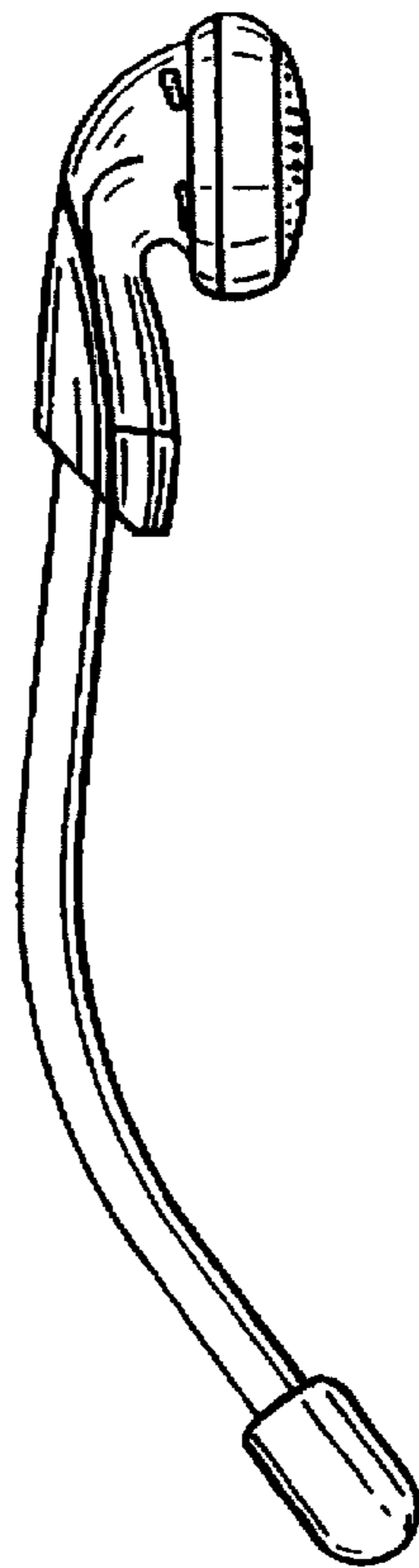


FIG. 4

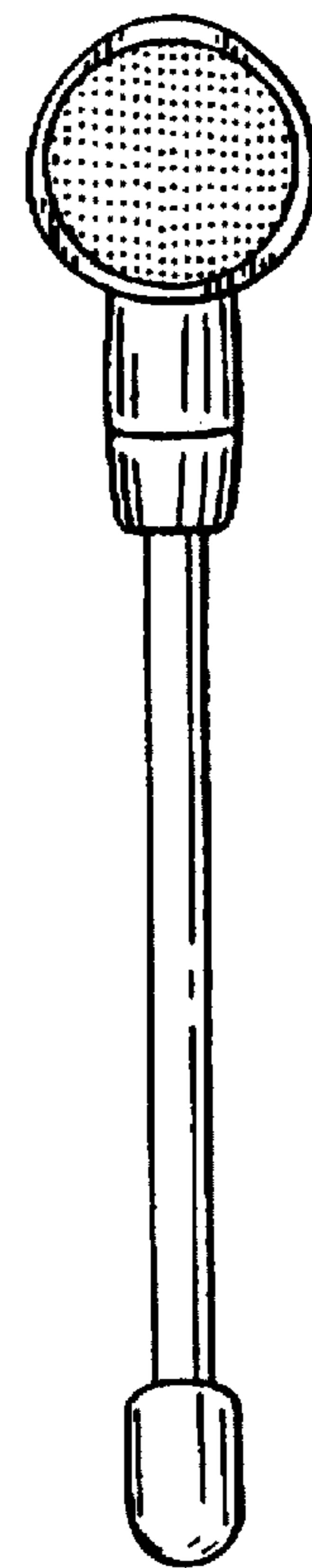


FIG. 5

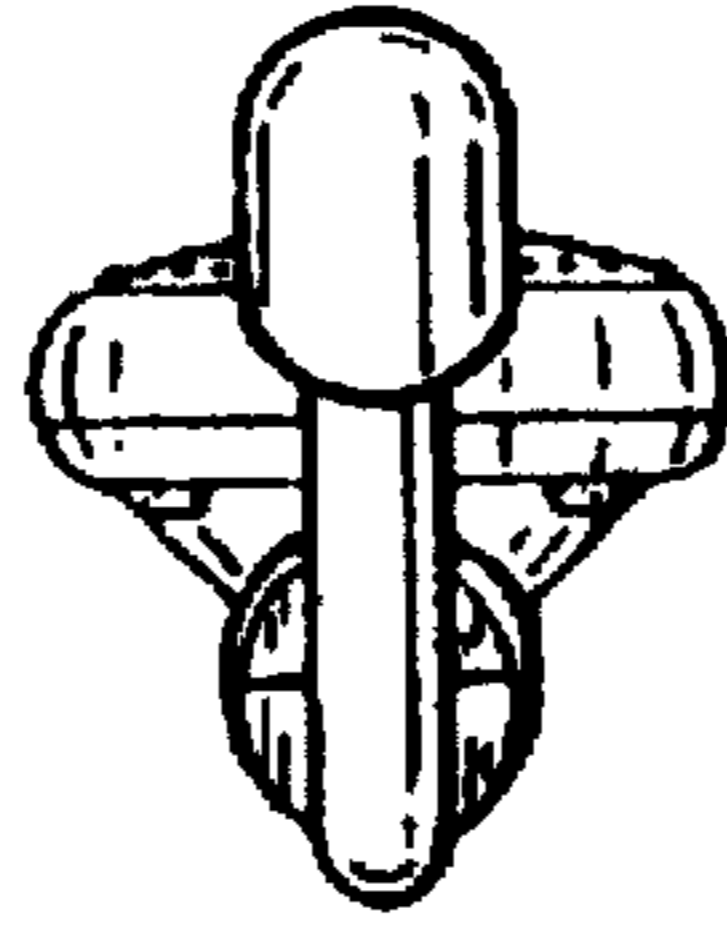


FIG. 6



FIG. 7

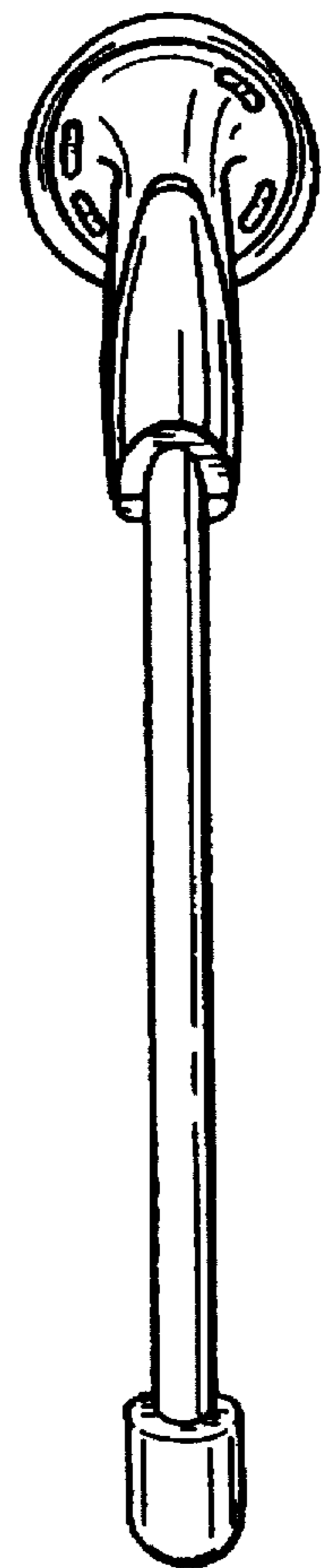


FIG. 8

