



US00D384954S

United States Patent [19]

[11] Patent Number: **Des. 384,954**

Nuttall et al.

[45] Date of Patent: ****Oct. 14, 1997**

[54] **TELEPHONE STAND**

[75] Inventors: **Michael John Nuttall**, Portola Valley;
Christopher A. Robinette, Woodside,
both of Calif.; **John Henry Schaffeld**,
New Vernon, N.J.

[73] Assignee: **Lucent Technologies Inc.**, Murray Hill,
N.J.

[**] Term: **14 Years**

[21] Appl. No.: **32,897**

[22] Filed: **Dec. 30, 1994**

[51] LOC (6) Cl. **14-03**

[52] U.S. Cl. **D14/149**

[58] Field of Search D14/240, 241,
D14/140, 142, 149-151, 137, 138, 101,
141; 379/419, 420, 428, 440, 434-436

[56] **References Cited**

U.S. PATENT DOCUMENTS

- D. 232,562 8/1974 Doyle et al. D14/149
- D. 272,065 1/1984 Janda D14/142
- D. 306,730 3/1990 Sugano et al. D14/151
- D. 340,052 10/1993 Nogas D14/151

- D. 345,974 4/1994 Biskup et al. D14/149
- D. 351,164 10/1994 Siddoway et al. D14/149
- D. 355,190 2/1995 Folkes et al. D14/149
- D. 355,652 2/1995 Lee et al. D14/149

OTHER PUBLICATIONS

New York Times, Macy's Advertisement, Tropez Telephone shown.

Primary Examiner—Jeffrey Asch
Attorney, Agent, or Firm—Samuel R. Williamson

[57] **CLAIM**

The ornamental design of a telephone stand, as shown and described.

DESCRIPTION

FIG. 1 is a top, front and right side perspective view of a telephone stand showing our new design;
FIG. 2 is a top plan view thereof;
FIG. 3 is a rear elevation thereof;
FIG. 4 is a right side elevation thereof;
FIG. 5 is a left side elevation thereof;
FIG. 6 is a bottom plan view thereof; and,
FIG. 7 is a front elevation thereof.

1 Claim, 3 Drawing Sheets

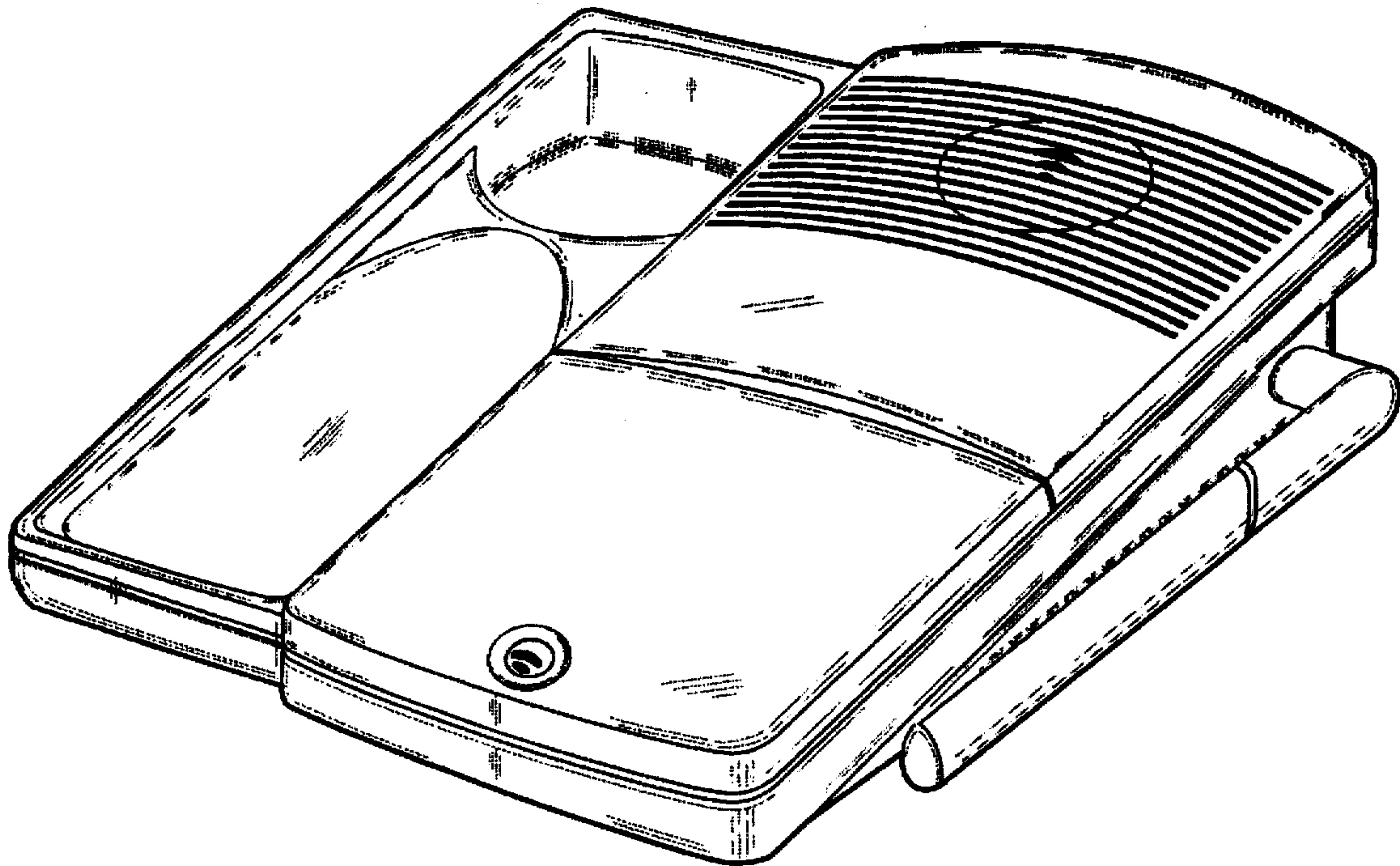


FIG. 1.

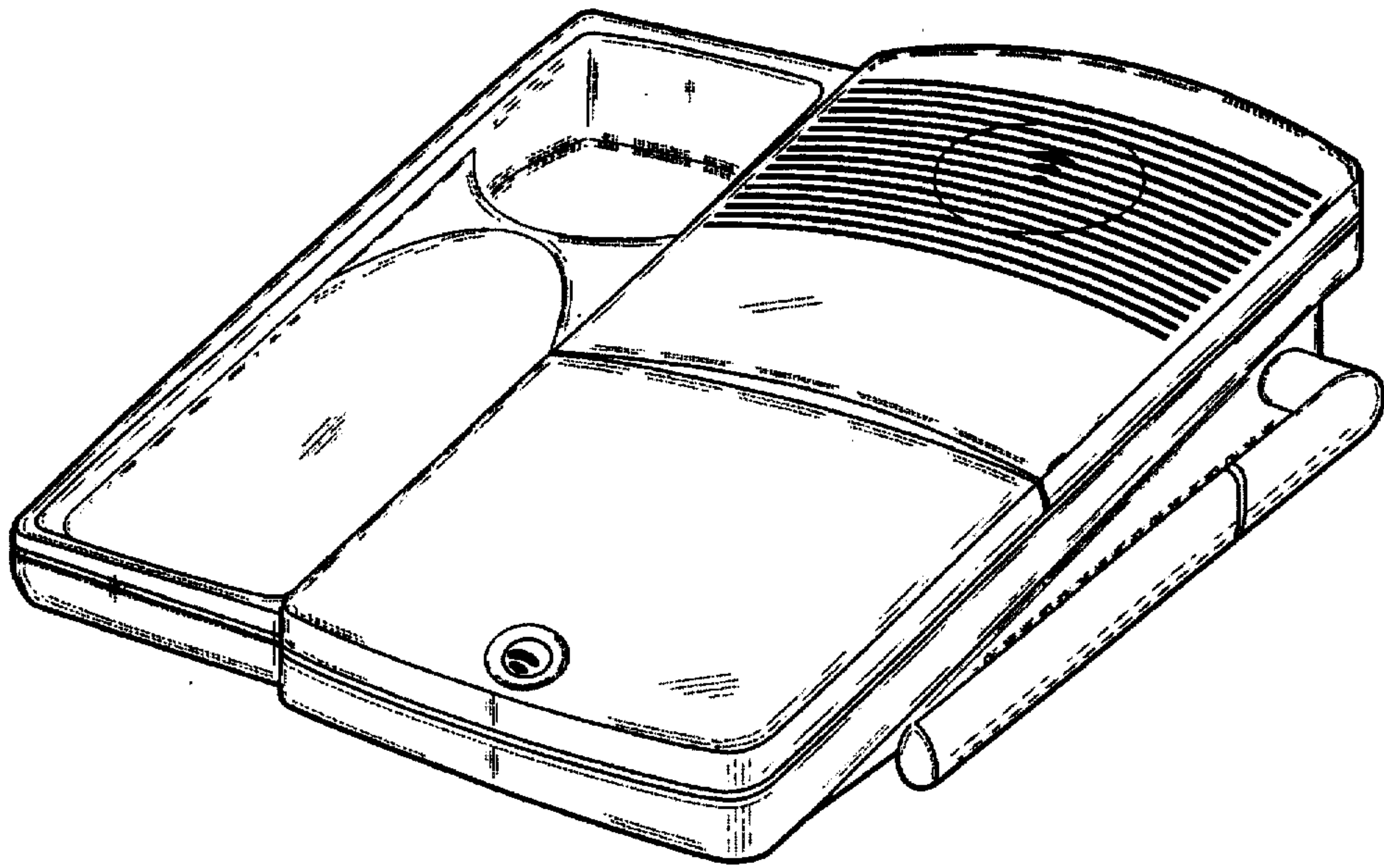


FIG. 2

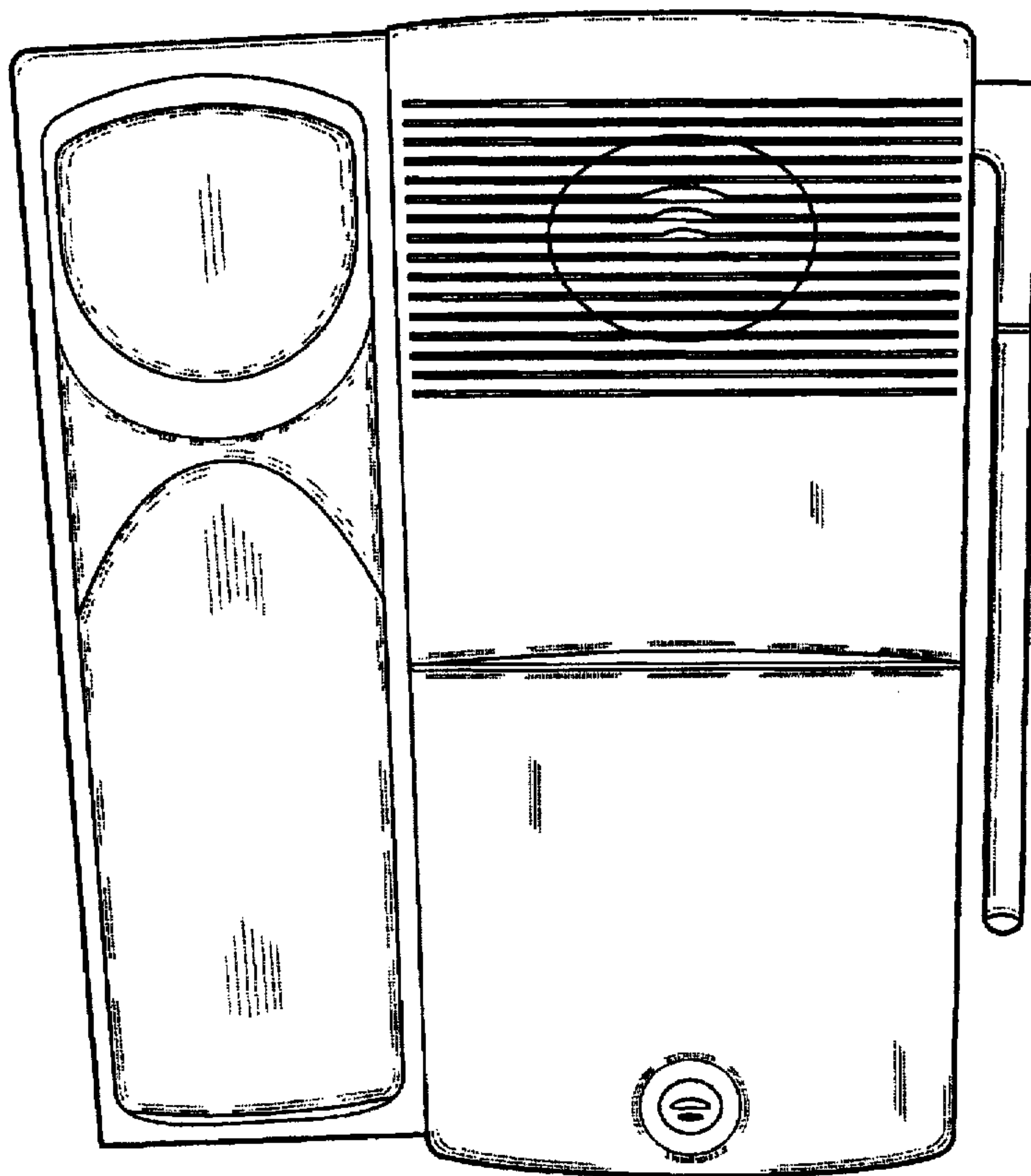


FIG. 3

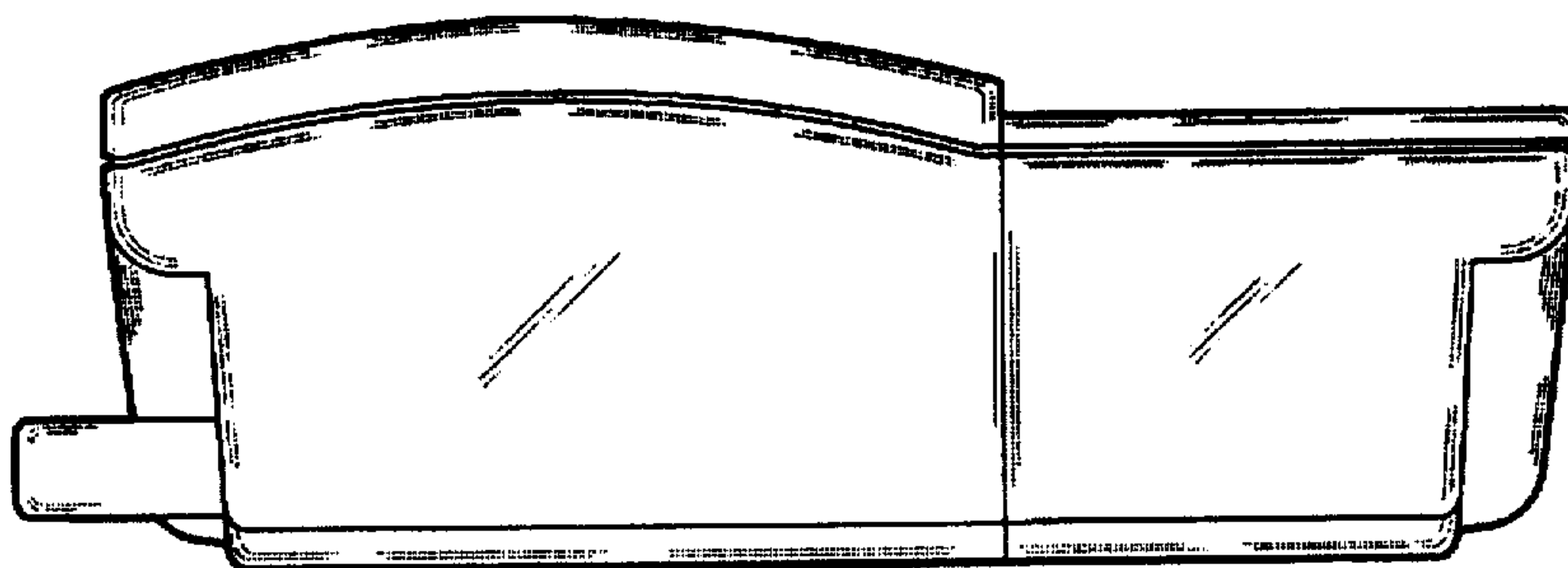


FIG. 4




FIG. 5




FIG. 6




FIG. 7

