



US00D384953S

United States Patent [19]

[11] Patent Number: **Des. 384,953**

Hino et al.

[45] Date of Patent: ****Oct. 14, 1997**

[54] **TELEPHONE COMBINED WITH AN ANSWERING MACHINE**

[75] Inventors: **Ichiro Hino, Kanagawa, Japan; James E. Wicks, Hoboken, N.J.**

[73] Assignee: **Sony Corporation, Tokyo, Japan**

[**] Term: **14 Years**

[21] Appl. No.: **476,648**

[22] Filed: **Jun. 7, 1995**

Related U.S. Application Data

[63] Continuation-in-part of Ser. No. 4,151, Jan. 27, 1993, abandoned.

[51] LOC (6) Cl. **14-03**

[52] U.S. Cl. **D14/144; D14/141; D14/151**

[58] Field of Search **D14/140, 141, D14/142, 144, 149-151, 240, 241, 107, 114; 379/419, 420, 428, 440, 433-436, 67, 70, 88**

[56] References Cited

U.S. PATENT DOCUMENTS

- D. 298,619 11/1988 Kuo D14/151
- D. 299,456 1/1989 Kuo D14/151
- D. 303,386 9/1989 Iino D14/151 X

- D. 303,389 9/1989 Mo D14/151
- D. 306,730 3/1990 Sugano et al. D14/151
- D. 330,201 10/1992 Preece et al. D14/151
- D. 345,558 3/1994 Hillenmayer et al. D14/151
- D. 354,955 1/1995 Wicks D14/141
- D. 359,490 6/1995 Arakaki et al. D14/151
- D. 363,282 10/1995 Wicks et al. D14/141
- D. 363,285 10/1995 Vessey et al. D14/151
- D. 369,600 5/1996 Zeitman D14/150 X

Primary Examiner—Jeffrey Asch
Attorney, Agent, or Firm—Jay H. Maioli

[57] CLAIM

The ornamental design for a telephone combined with an answering machine, as shown and described.

DESCRIPTION

FIG. 1 is a top, front and right-side perspective view of a telephone combined with an answering machine, showing our new design;

FIG. 2 is a top, front and right-side perspective view thereof, shown with hand-set separated therefrom;

FIG. 3 is a front elevational view thereof;

FIG. 4 is a rear elevational view thereof;

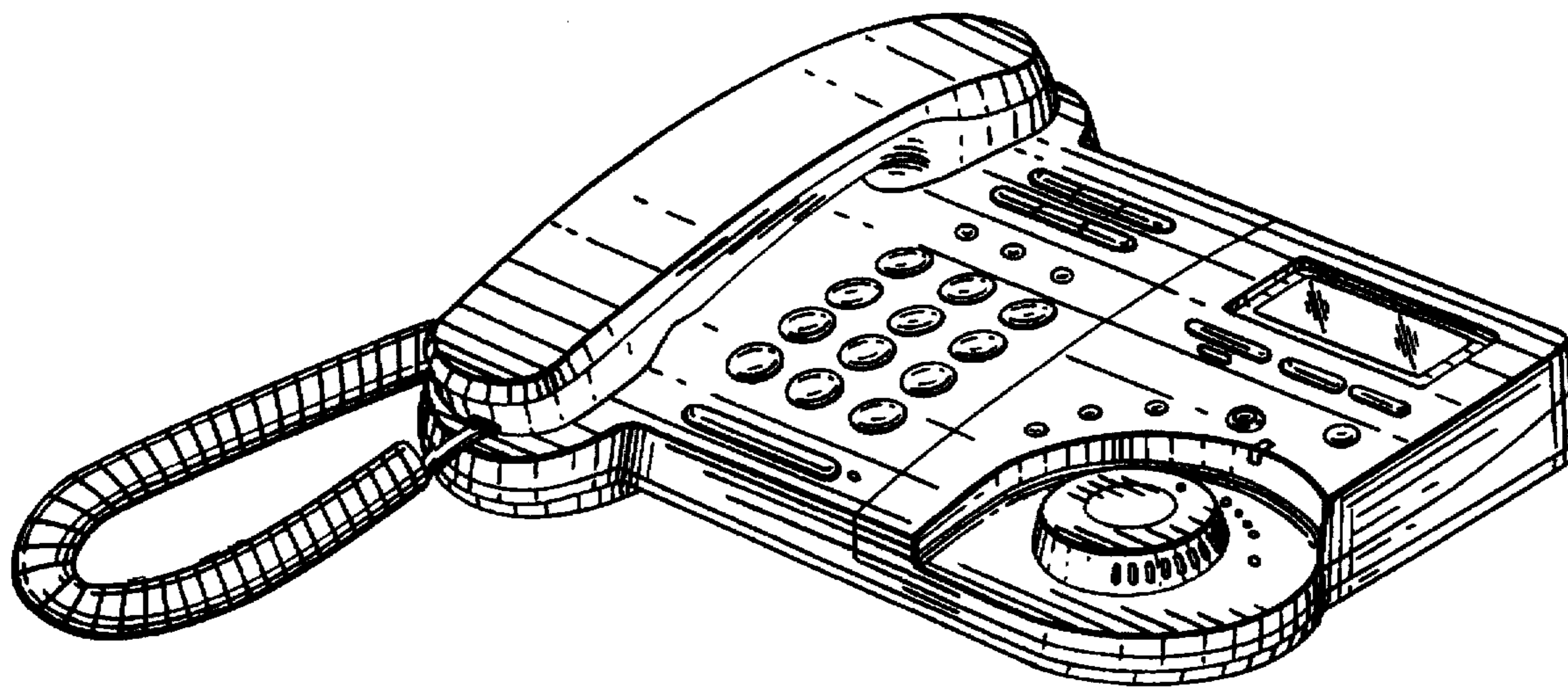
FIG. 5 is a left-side elevational view thereof;

FIG. 6 is a right-side elevational view thereof;

FIG. 7 is a top plan view thereof; and,

FIG. 8 is a bottom plan view thereof.

1 Claim, 6 Drawing Sheets



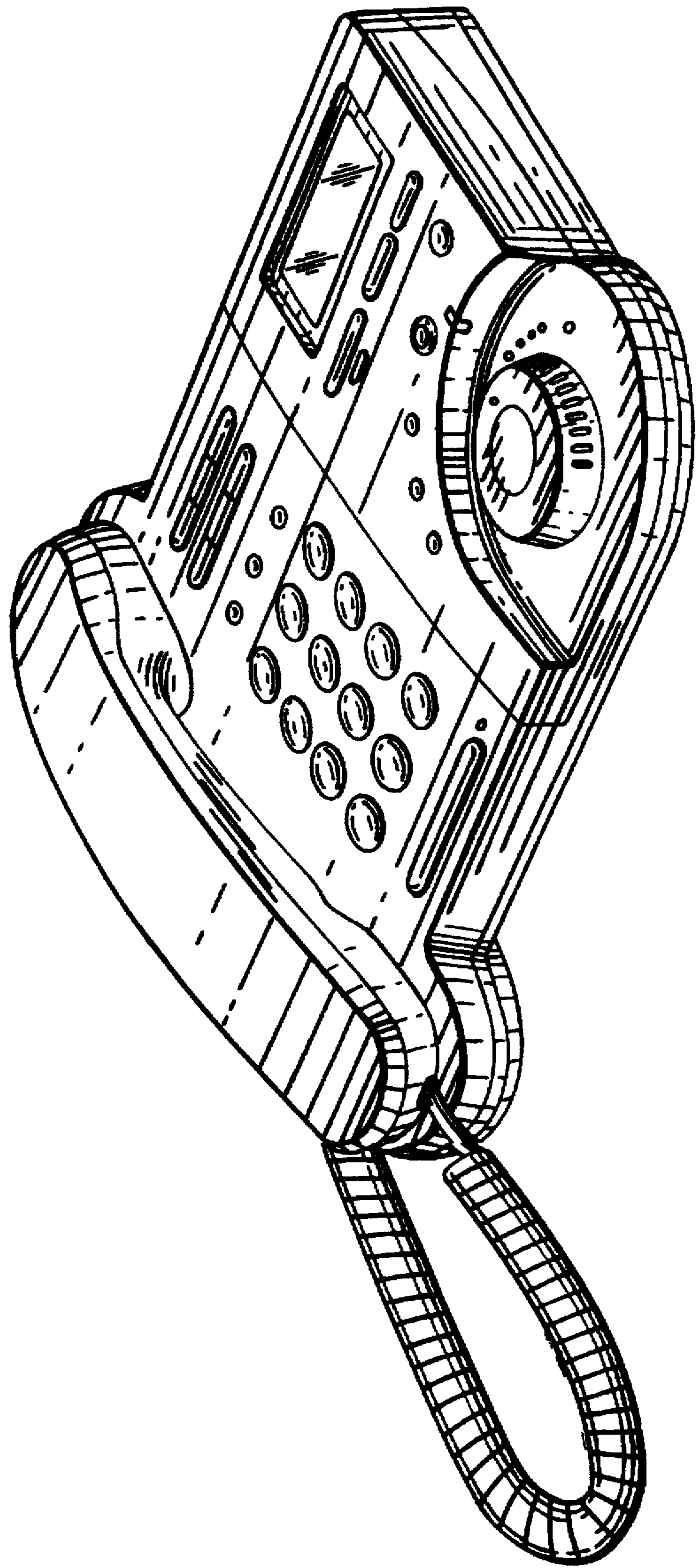


FIG. 1

FIG. 2

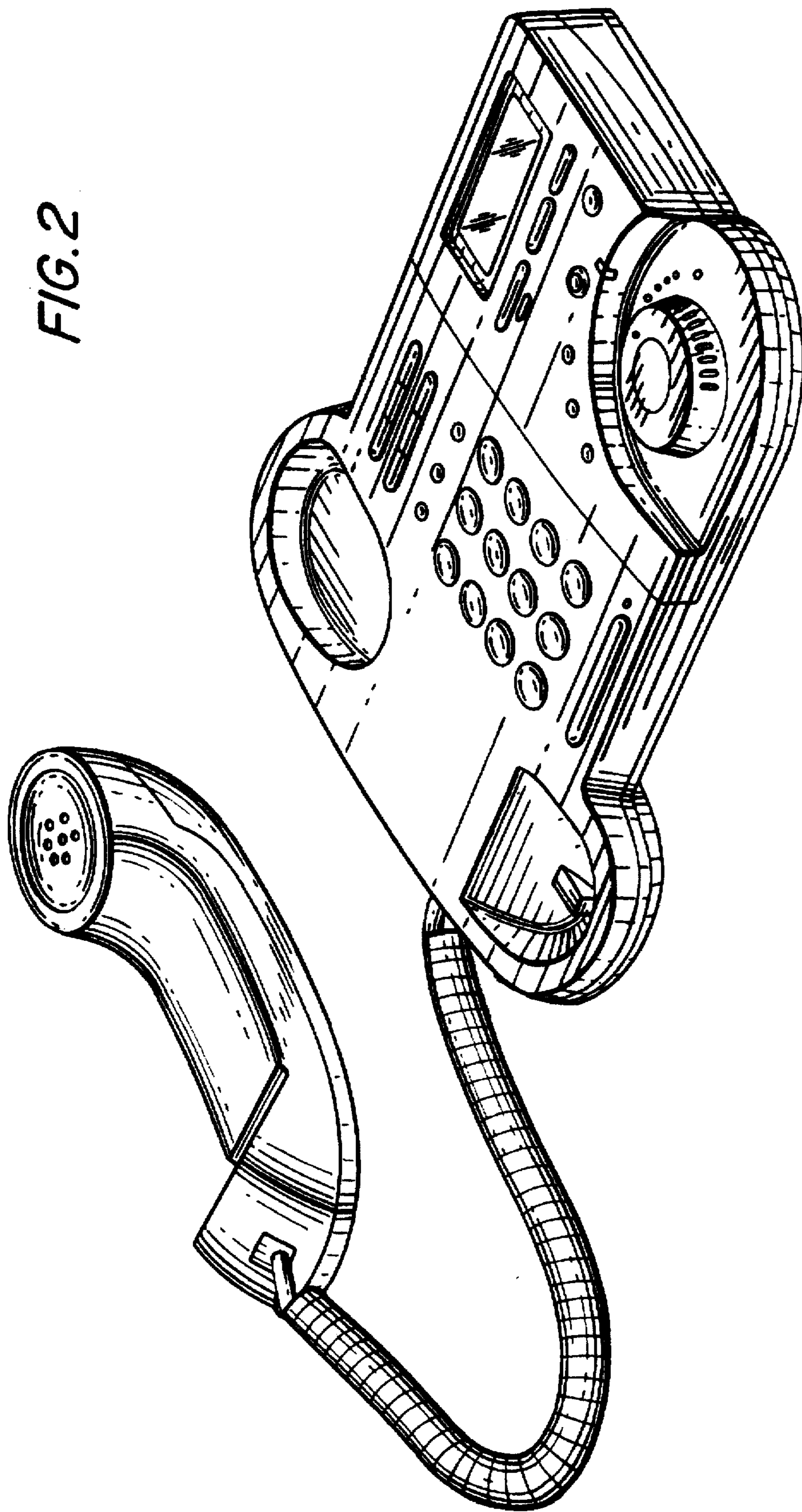


FIG. 3

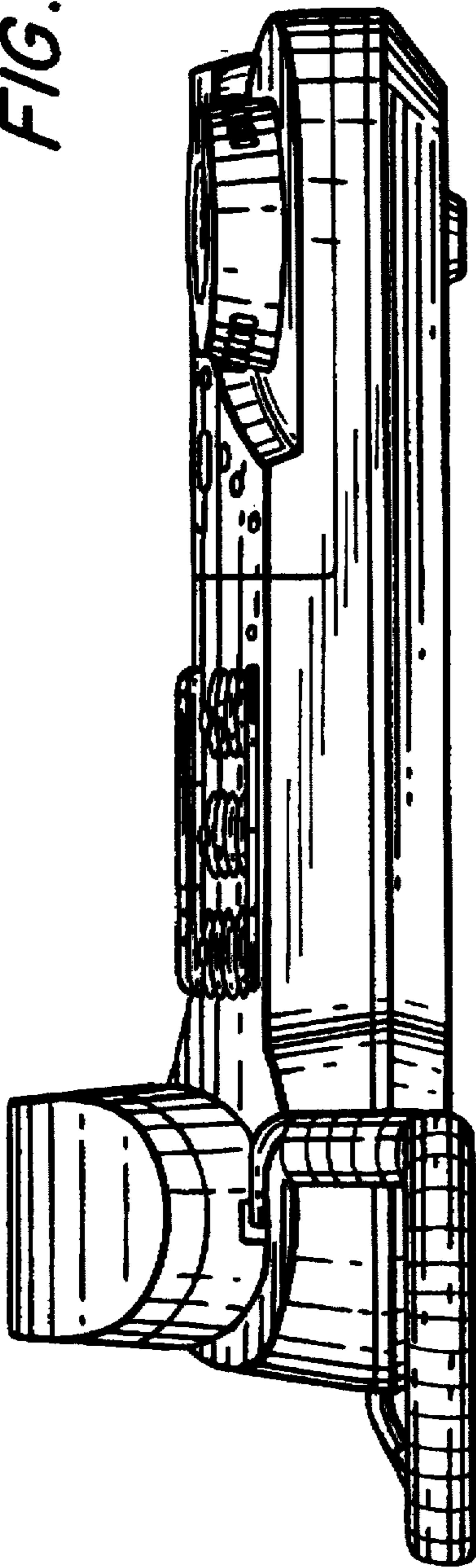



FIG. 5



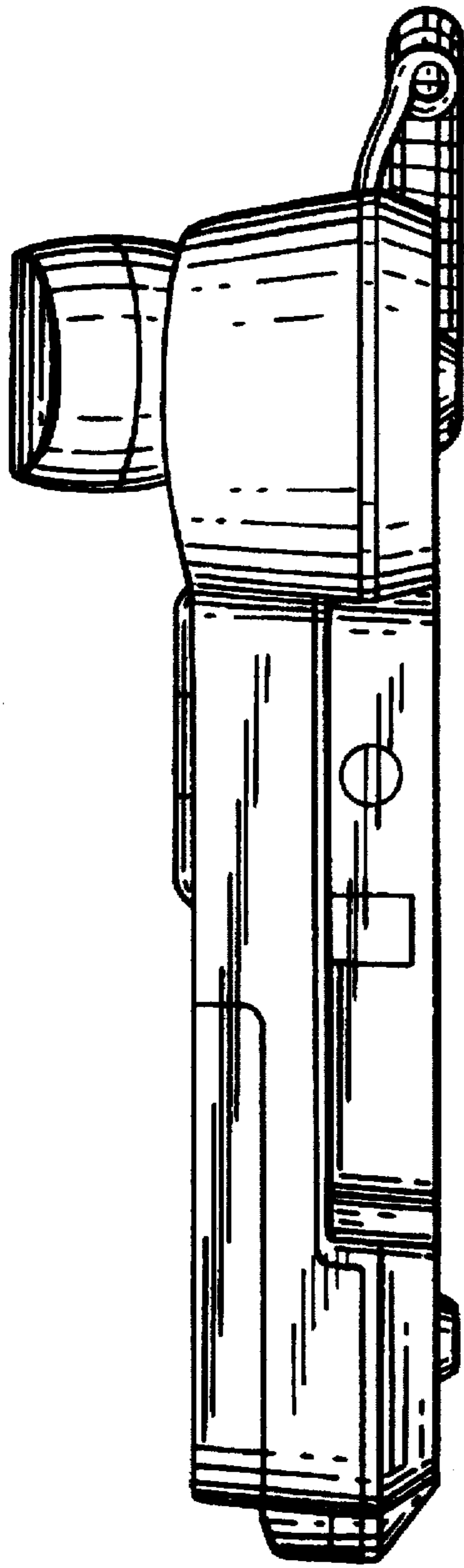


FIG. 4

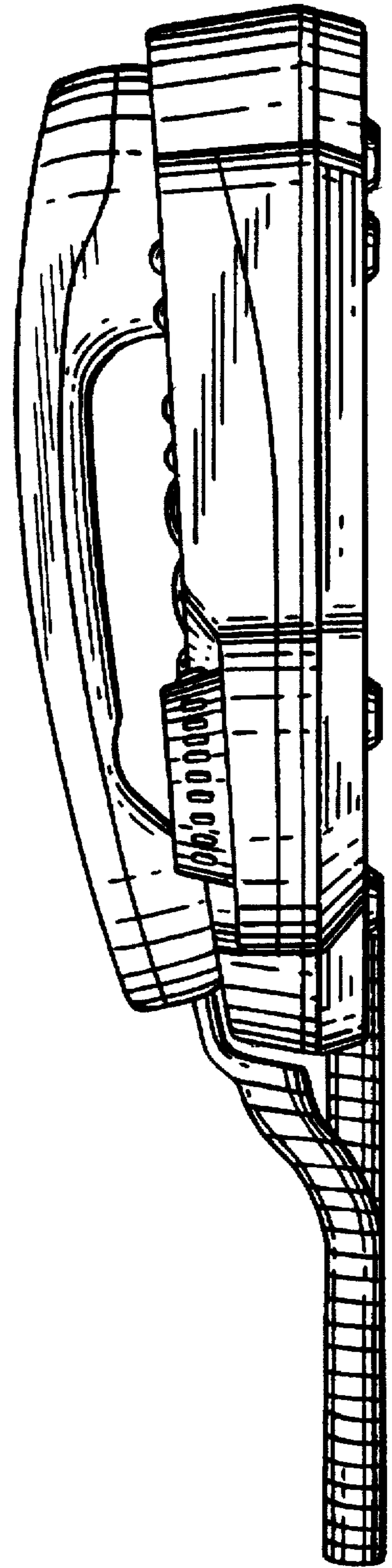


FIG. 6

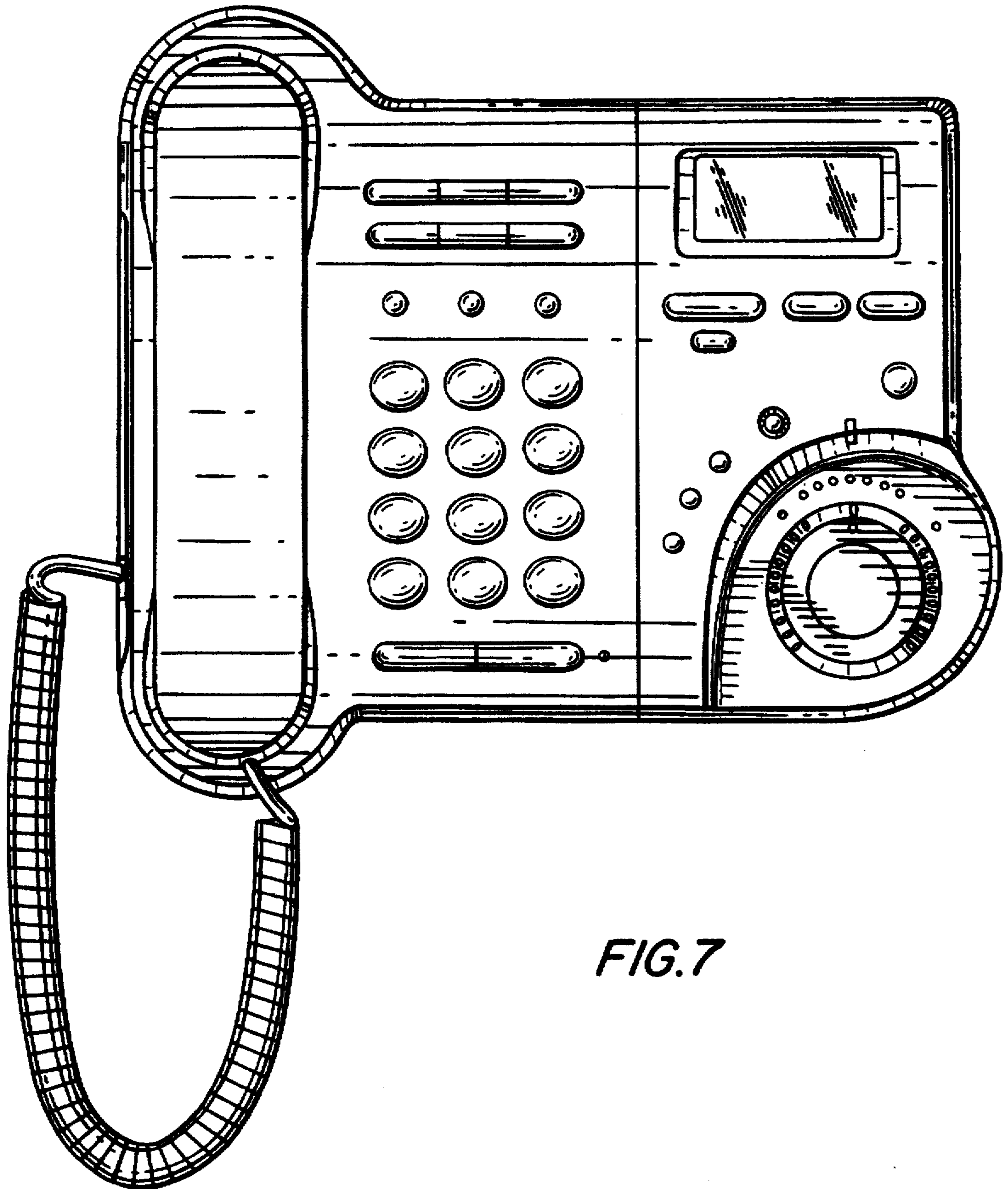


FIG. 7

FIG. 8

