



US00D384950S

United States Patent [19] Park

[11] Patent Number: **Des. 384,950**
[45] Date of Patent: ****Oct. 14, 1997**

[54] **HANDSET**

[75] Inventor: **Bong-Choon Park, Chang-Won, Rep. of Korea**

[73] Assignee: **Nokia Mobile Phones Ltd., Salo, Finland**

[**] Term: **14 Years**

[21] Appl. No.: **54,108**

[22] Filed: **May 7, 1996**

[30] **Foreign Application Priority Data**

Nov. 8, 1995 [GB] United Kingdom 2051800

[51] LOC (6) Cl. **14-03**

[52] U.S. Cl. **D14/138**

[58] Field of Search D14/137, 138, D14/140, 142, 147, 148, 149-151, 240, 248, 247, 249, 250; 455/89, 90; 379/58-61, 419, 420, 428, 440, 433-436, 454, 455

[56] **References Cited**

U.S. PATENT DOCUMENTS

- D. 289,896 5/1987 Martensson et al. D14/53
- D. 299,719 2/1989 Martensson et al. D14/138
- D. 302,423 7/1989 Martensson et al. D14/138
- D. 320,984 10/1991 Tattari D14/138
- D. 325,576 4/1992 Pitkonen D14/138
- D. 325,577 4/1992 Karlin D14/138
- D. 334,926 4/1993 Hunt et al. D14/138
- D. 339,338 9/1993 Tattari et al. D14/138
- D. 341,138 11/1993 Cummings D14/138
- D. 342,248 12/1993 Nagele et al. D14/138
- D. 345,734 4/1994 Seymour et al. D14/138
- D. 348,667 7/1994 Oksman et al. D14/149 X
- D. 349,112 7/1994 Tattari D14/138

- D. 352,708 11/1994 Rossi D14/138
- D. 353,807 12/1994 White D14/138
- D. 353,809 12/1994 Nuovo et al. D14/138
- D. 354,284 1/1995 White D14/138
- D. 356,561 3/1995 Berry D14/138
- D. 356,562 3/1995 Nuovo D14/138
- D. 356,563 3/1995 Berry D14/138
- D. 357,250 4/1995 Ifuji et al. D14/138
- D. 359,283 6/1995 Rudkiewicz D14/149
- D. 361,328 8/1995 White D14/138
- D. 361,762 8/1995 Berry D14/138
- D. 364,620 11/1995 Prior et al. D14/147
- D. 367,649 3/1996 Richards et al. D14/147 X
- D. 374,872 10/1996 Scianna, Sr. et al. D14/138
- D. 376,143 12/1996 Biskup et al. D14/138
- D. 377,351 1/1997 Toki et al. D14/138
- 5,542,106 7/1996 Krenz et al. 455/90

OTHER PUBLICATIONS

Mobile Office Feb. 1995, p. 80, Radio Shack's CT-352.

Primary Examiner—Jeffrey Asch
Attorney, Agent, or Firm—Perman & Green, LLP

[57] **CLAIM**

The ornamental design for a handset, as shown and described.

DESCRIPTION

FIG. 1 is a front perspective view from above and one side, of a handset showing my new design;
FIG. 2 is a front perspective view from above and one side with a cover plate open;
FIG. 3 is a front view;
FIG. 4 is a top plan view;
FIG. 5 is a view from the other side;
FIG. 6 is a rear view; and,
FIG. 7 is an underneath plan view.

1 Claim, 3 Drawing Sheets

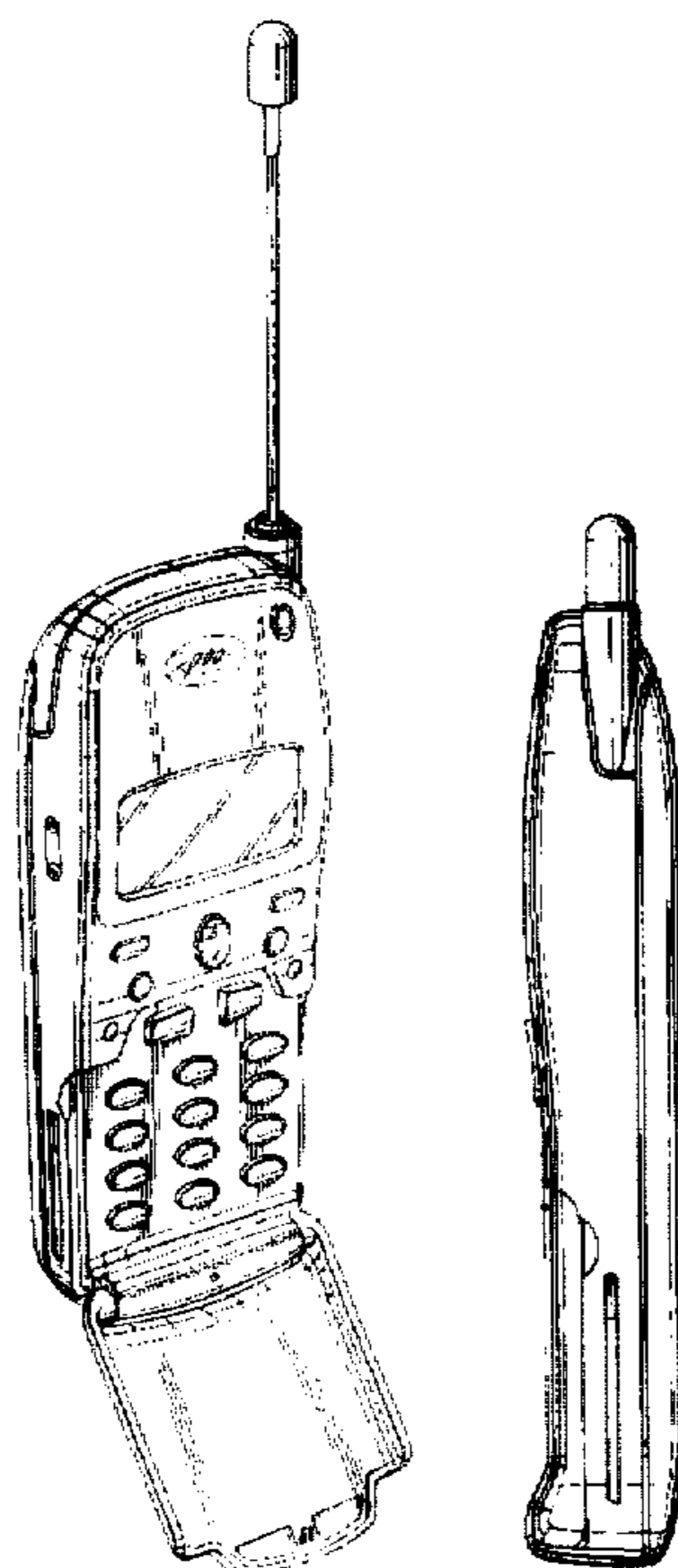


Fig. 1.

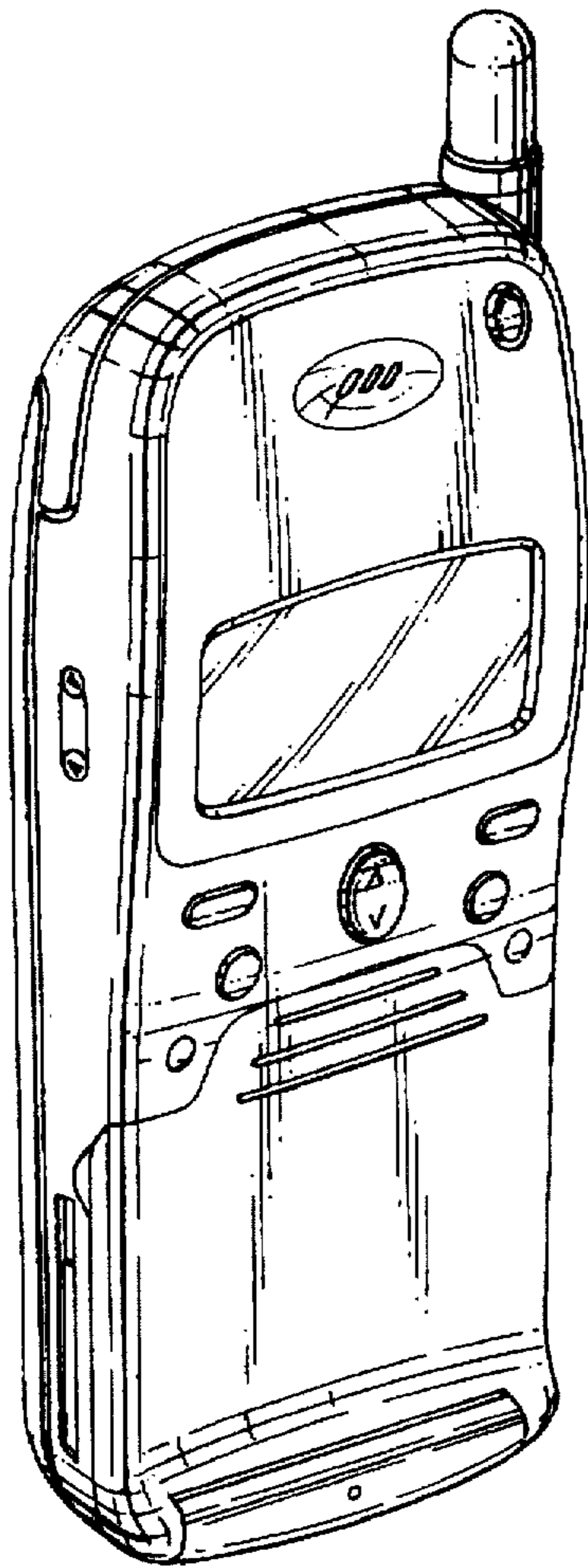


Fig. 2.

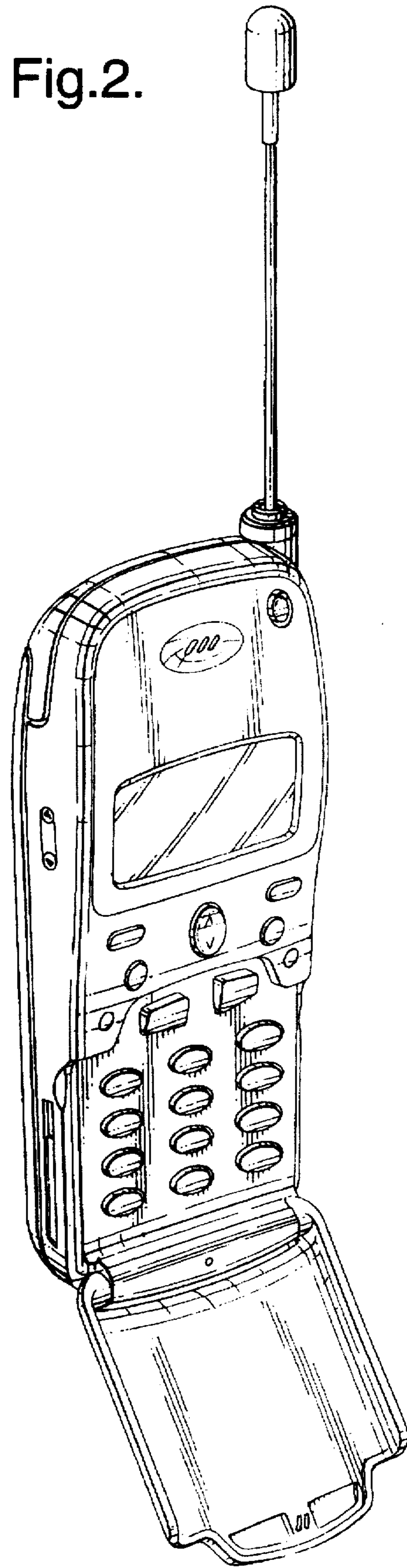


Fig.3.

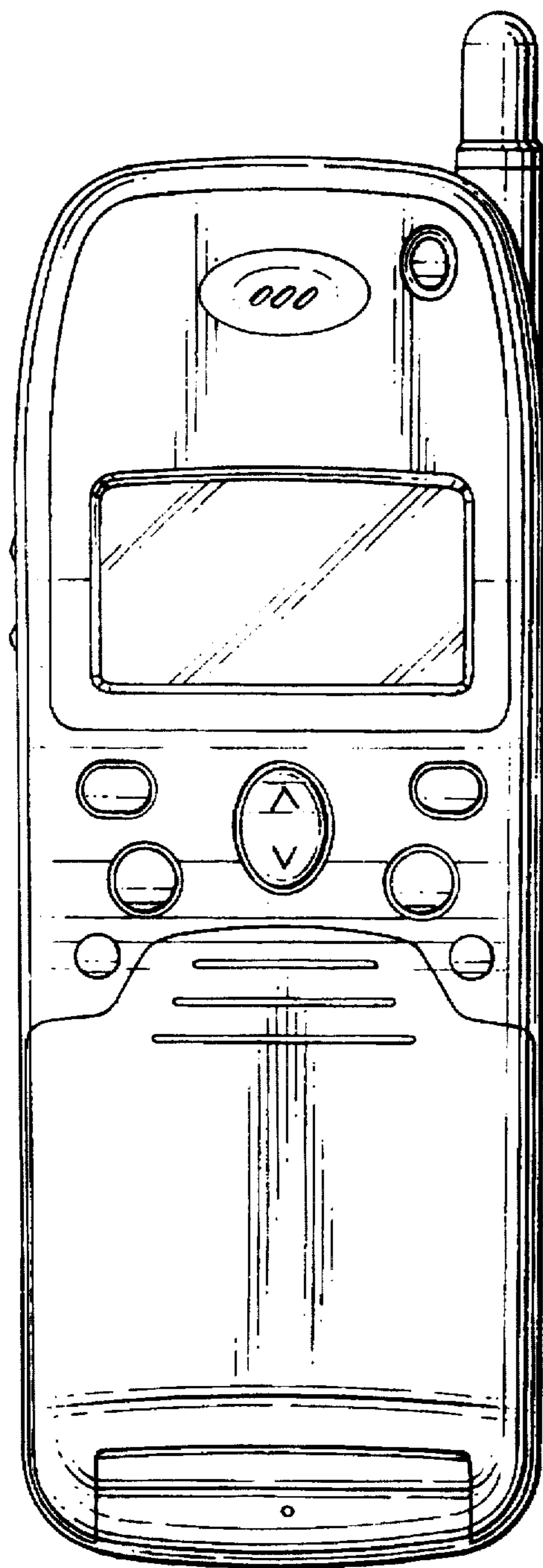


Fig.4.




Fig.5.

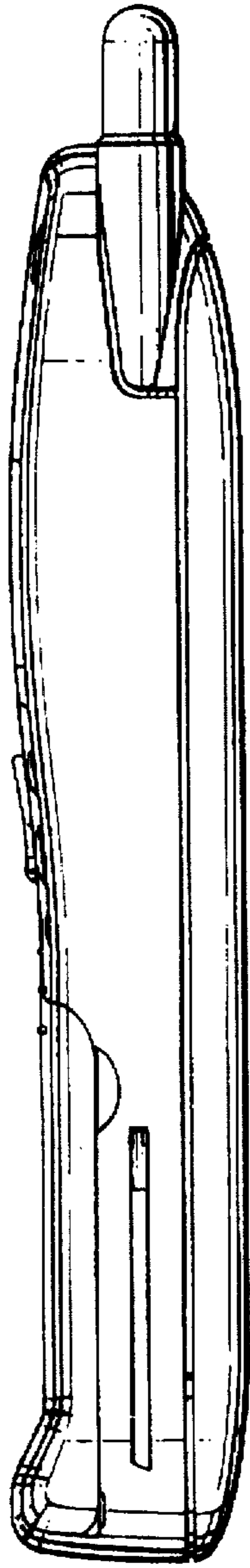


Fig.6.


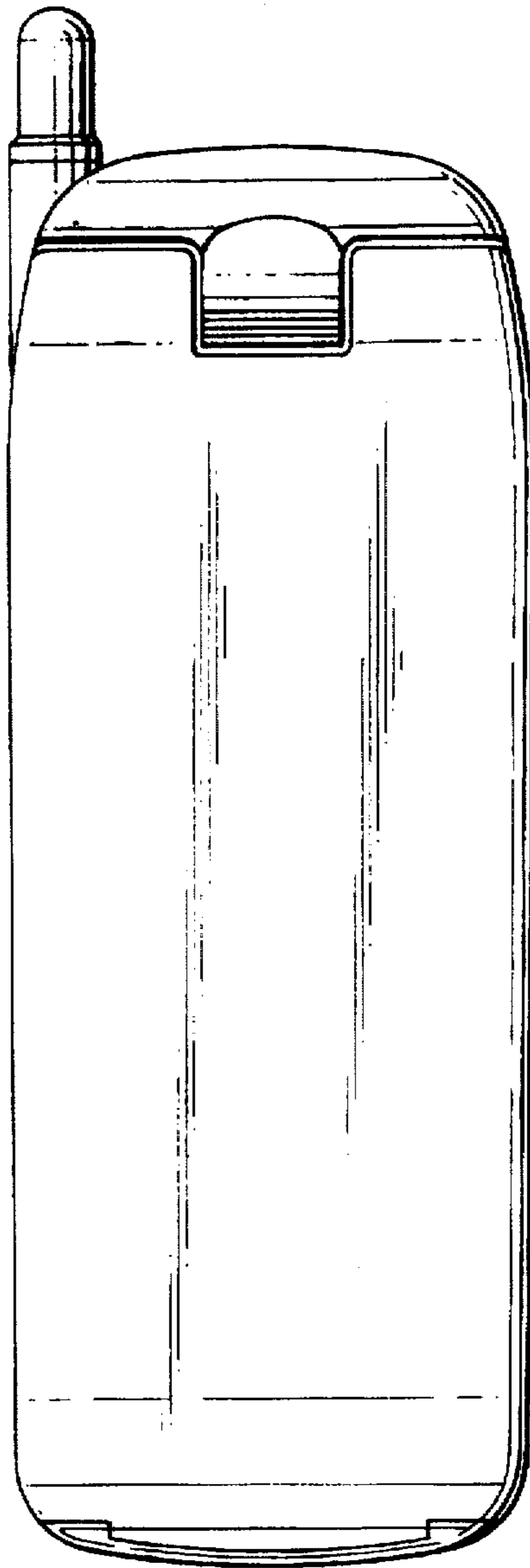


Fig.7.