

US00D384905S

# United States Patent [19]

Morishima et al.

[11] Patent Number: **Des. 384,905**

[45] Date of Patent: **\*\*Oct. 14, 1997**

[54] WATCH BAND

[75] Inventors: **Takashi Morishima, Tokyo; Kotaro Nakazato, Wako, both of Japan**

[73] Assignee: **Casio Computer Co., Ltd., Tokyo, Japan**

[\*\*] Term: **14 Years**

[21] Appl. No.: **56,112**

[22] Filed: **Jun. 24, 1996**

[51] LOC (6) CL ..... **11-01**

[52] U.S. Cl. .... **D11/25**

[58] Field of Search ..... **D11/1-6, 12-25, D11/93, 99; 63/1.1, 2, 3, 5.1, 5.2, 9, 10, 11; D10/30; 224/175, 164; 59/84**

[56] **References Cited**

**U.S. PATENT DOCUMENTS**

- D. 241,061 8/1976 Cowan ..... D11/25
- D. 271,471 11/1983 Bulgari ..... D10/32
- D. 274,504 7/1984 Bulgari ..... D10/32
- D. 323,121 1/1992 Dumas ..... D10/32

- D. 354,919 1/1995 Wunderman ..... D11/19
- D. 365,767 1/1996 Hitter ..... D10/32
- 2,536,146 1/1951 Wiese ..... 63/3

*Primary Examiner*—Ralf Seifert

*Attorney, Agent, or Firm*—Frishauf, Holtz, Goodman, Langer & Chick

[57] **CLAIM**

The ornamental design for a watch band, as shown and described.

**DESCRIPTION**

FIG. 1 is a front elevational view of a watch band showing our new design;  
 FIG. 2 is a right side elevational view thereof;  
 FIG. 3 is a left side elevational view thereof;  
 FIG. 4 is a top plan view thereof;  
 FIG. 5 is a bottom plan view thereof;  
 FIG. 6 is a rear elevational view thereof;  
 FIG. 7 is a perspective view thereof; and,  
 FIG. 8 is a bottom plan view thereof with the clasp in a took off position.

**1 Claim, 2 Drawing Sheets**




FIG. 4



FIG. 3



FIG. 1

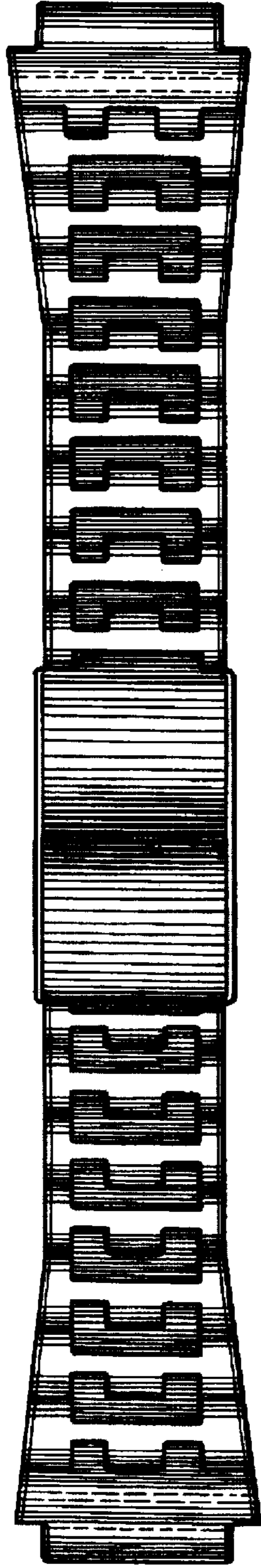


FIG. 2



FIG. 5




FIG. 6




FIG. 7




FIG. 8

