



US00D384904S

United States Patent [19]
Lassigne

[11] **Patent Number:** **Des. 384,904**
[45] **Date of Patent:** ****Oct. 14, 1997**

[54] **COMBINED WATCH CASE AND BRACELET DESIGN**

D. 322,765 12/1991 Cowan D11/25
D. 341,102 11/1993 Wunderman D11/25

[75] **Inventor:** **Patrick Joseph Lassigne**, Cressier, Switzerland

[73] **Assignee:** **Taramax S.A.**, Marin-Epagnier, Switzerland

[**] **Term:** **14 Years**

[21] **Appl. No.:** **50,309**

[22] **Filed:** **Feb. 14, 1996**

[30] **Foreign Application Priority Data**

Aug. 15, 1995 [XH] Hague Agreement DMA003030

[51] **LOC (6) Cl.** **11-01**

[52] **U.S. Cl.** **D11/12**

[58] **Field of Search** **D11/1-25, 93, D11/94; 59/78, 84; 63/1.1, 2, 3, 4, 5.1, 5.2-11; D10/30; 224/164**

[56] **References Cited**

U.S. PATENT DOCUMENTS

D. 221,016 6/1971 Poon D11/12
D. 315,117 3/1991 Cowan D11/19
D. 319,400 8/1991 Nakajima D10/32

OTHER PUBLICATIONS

Vogue Sep. 1991 -Cartier bracelet upper left of page 622.

Primary Examiner—Ralf Seifert
Attorney, Agent, or Firm—McGlew and Tuttle

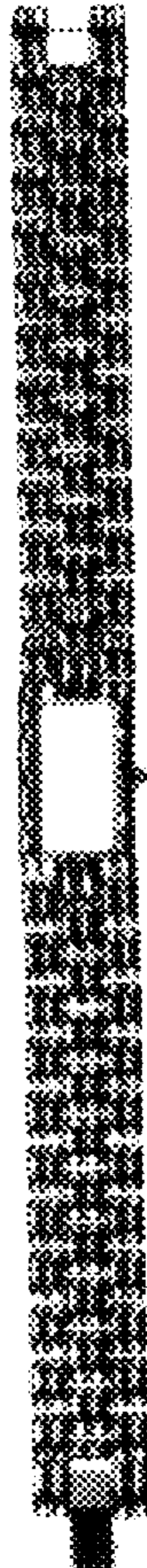
[57] **CLAIM**

The ornamental design for a combined watch case and bracelet design, as shown and described.

DESCRIPTION

FIG. 1 is a perspective view showing my combined watch case and bracelet design;
FIG. 2 is a top view thereof with the combined watch case and bracelet laid out in a flat position;
FIG. 3 is a bottom view of the combined watch case and bracelet in the position of FIG. 2;
FIG. 4 is a right side view of the combined watch case and bracelet in the position of FIG. 2;
FIG. 5 is a left side view of the combined watch case and bracelet in the position of FIG. 2;
FIG. 6 is a rear end view showing the watch case; and,
FIG. 7 is a front end view showing the watch case.

1 Claim, 7 Drawing Sheets






Fig. 1

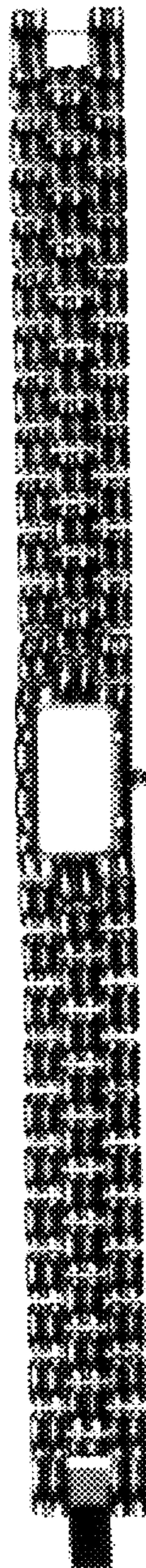


Fig. 2

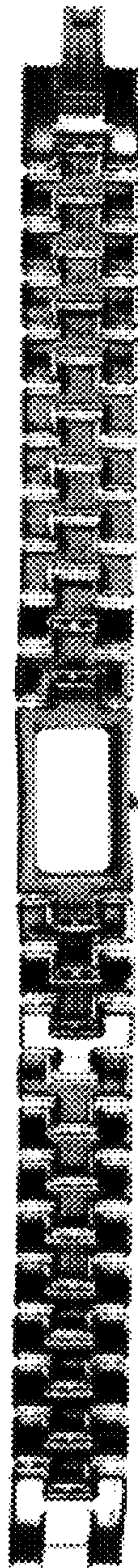


Fig. 3



Fig. 4



Fig. 5




Fig. 6




Fig. 7