



US00D384898S

United States Patent [19]
Giardiello

[11] **Patent Number: Des. 384,898**
[45] **Date of Patent: **Oct. 14, 1997**

[54] **WRISTWATCH**
[75] **Inventor: Barbara Giardiello, Naples, Italy**
[73] **Assignee: Lucien Rochat SA, Bienne, Switzerland**
[**] **Term: 14 Years**

D. 327,851 7/1992 Besson D10/39
D. 330,167 10/1992 Vincent D10/32
D. 356,042 3/1995 Nakanishi D10/39
D. 361,528 8/1995 Hayashi D10/39
D. 370,856 6/1996 Krieger D10/32

[21] **Appl. No.: 55,999**
[22] **Filed: Jun. 19, 1996**
[30] **Foreign Application Priority Data**

Primary Examiner—Nelson C. Holtje
Attorney, Agent, or Firm—Sughrue, Mion, Zinn, Macpeak & Seas

Dec. 22, 1995 [WO] WIPO DMA/003188
[51] **LOC (6) Cl. 10-02**
[52] **U.S. Cl. D10/32; D10/39**
[58] **Field of Search D10/1-40, 122-132; 368/276-277, 280-282, 285; D11/3-4, 12, 14, 19-25; 63/1.1, 3, 5.1, 11**

[57] **CLAIM**
The ornamental design for a wristwatch, as shown.

[56] **References Cited**
U.S. PATENT DOCUMENTS
D. 325,883 5/1992 Dizier D11/19 X

DESCRIPTION
FIG. 1 is a perspective view of the top and one side of a wristwatch showing my new design;
FIG. 2 is a top plan view thereof;
FIG. 3 is a bottom plan view thereof;
FIG. 4 is a side elevational view of one side thereof;
FIG. 5 is a side elevational view of an opposite side thereof;
FIG. 6 is an end elevational view of one end thereof; and,
FIG. 7 is an end elevational view of an opposite end thereof.

1 Claim, 4 Drawing Sheets




FIG. 1




FIG. 2



FIG. 3




FIG. 4




FIG. 5




FIG. 6




FIG. 7

