



US00D384896S

**United States Patent** [19]  
**Woo**

[11] **Patent Number: Des. 384,896**  
[45] **Date of Patent: \*\*Oct. 14, 1997**

[54] **CASING FOR A WATCH**

[75] **Inventor: Moon K. Woo, Palisades Park, N.J.**  
[73] **Assignee: Timex Corporation, Middlebury, Conn.**  
[\*\*] **Term: 14 Years**

[21] **Appl. No.: 55,158**  
[22] **Filed: May 30, 1996**

[51] **LOC (6) Cl. .... 10-02**  
[52] **U.S. Cl. .... D10/30; D10/39**  
[58] **Field of Search .... D10/1-40, 122-132;**  
**368/280-282, 276-277, 285**

[56] **References Cited**

**U.S. PATENT DOCUMENTS**

D. 295,385	4/1988	Watanabe	.....	D10/30
D. 324,825	3/1992	Besson	.....	D10/30
D. 362,634	9/1995	Bulgari	.....	D10/39
D. 371,081	6/1996	Mijatovic	.....	D10/39

**OTHER PUBLICATIONS**

*Swiss Watch & Jewelry Journal*—Jan. 1981—p. 102—  
Watch.

*Primary Examiner*—Nelson J. Holtje

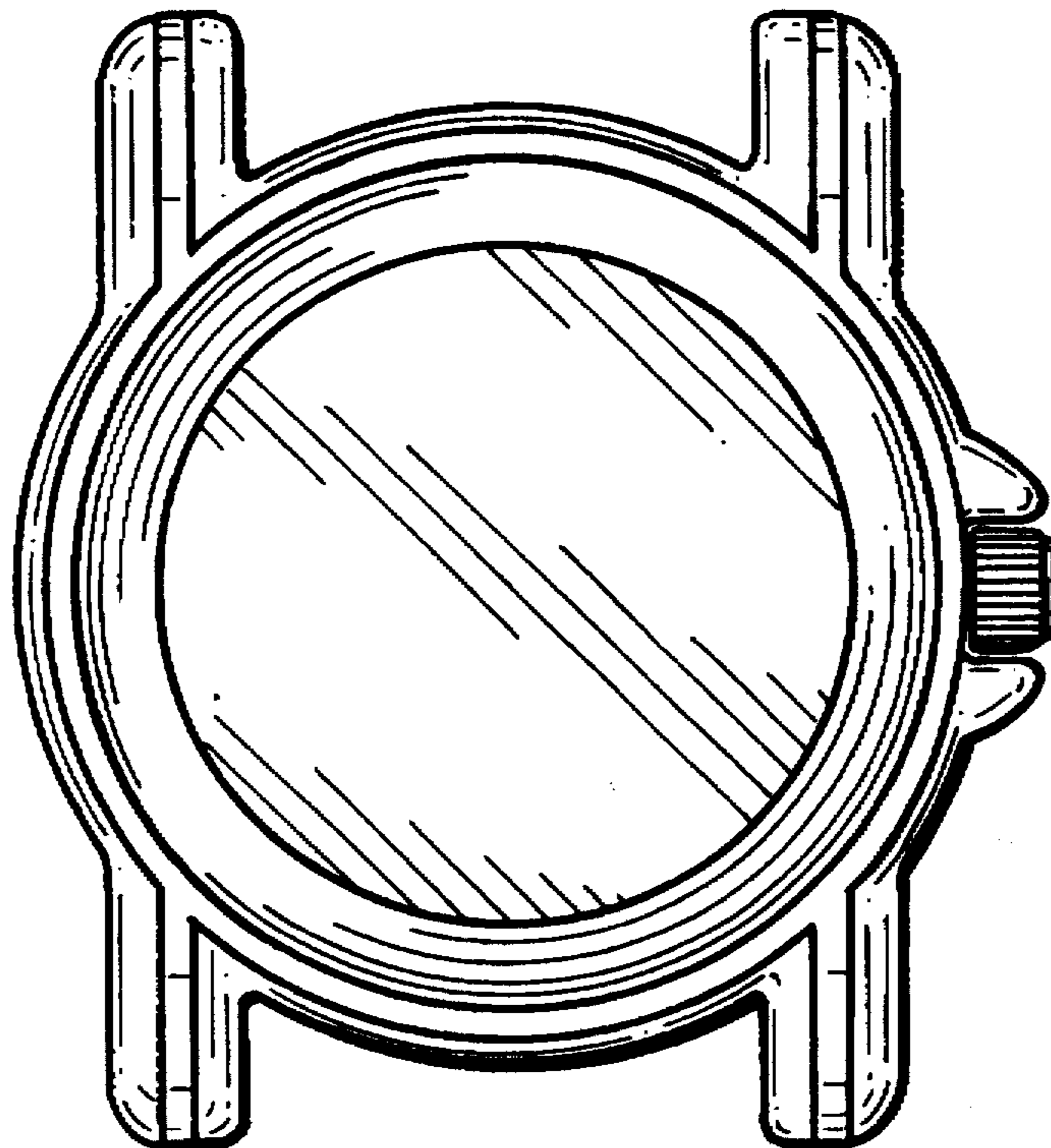
[57] **CLAIM**

The ornamental design for a “casing for a watch”, as shown  
and described.

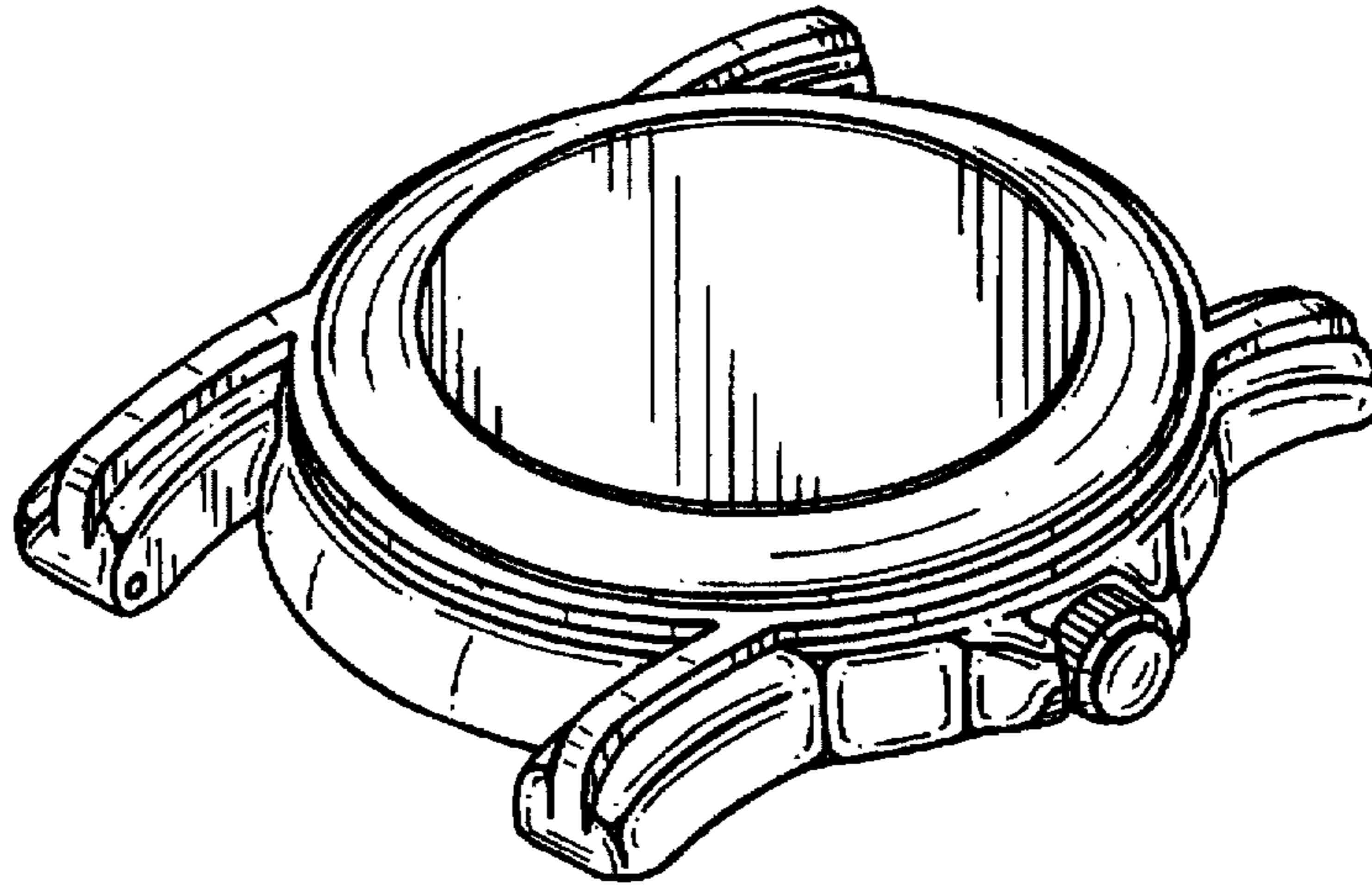
**DESCRIPTION**

FIG. 1 is a perspective elevational view of a casing for a  
watch;  
FIG. 2 is a left side elevational view thereof;  
FIG. 3 is a top plan view thereof;  
FIG. 4 is a right side elevational view thereof;  
FIG. 5 is an end elevational view thereof; the opposite end  
being a mirror image is not shown; and,  
FIG. 6 is a bottom plan view thereof.

**1 Claim, 2 Drawing Sheets**



**FIG. 1**



**FIG. 6**

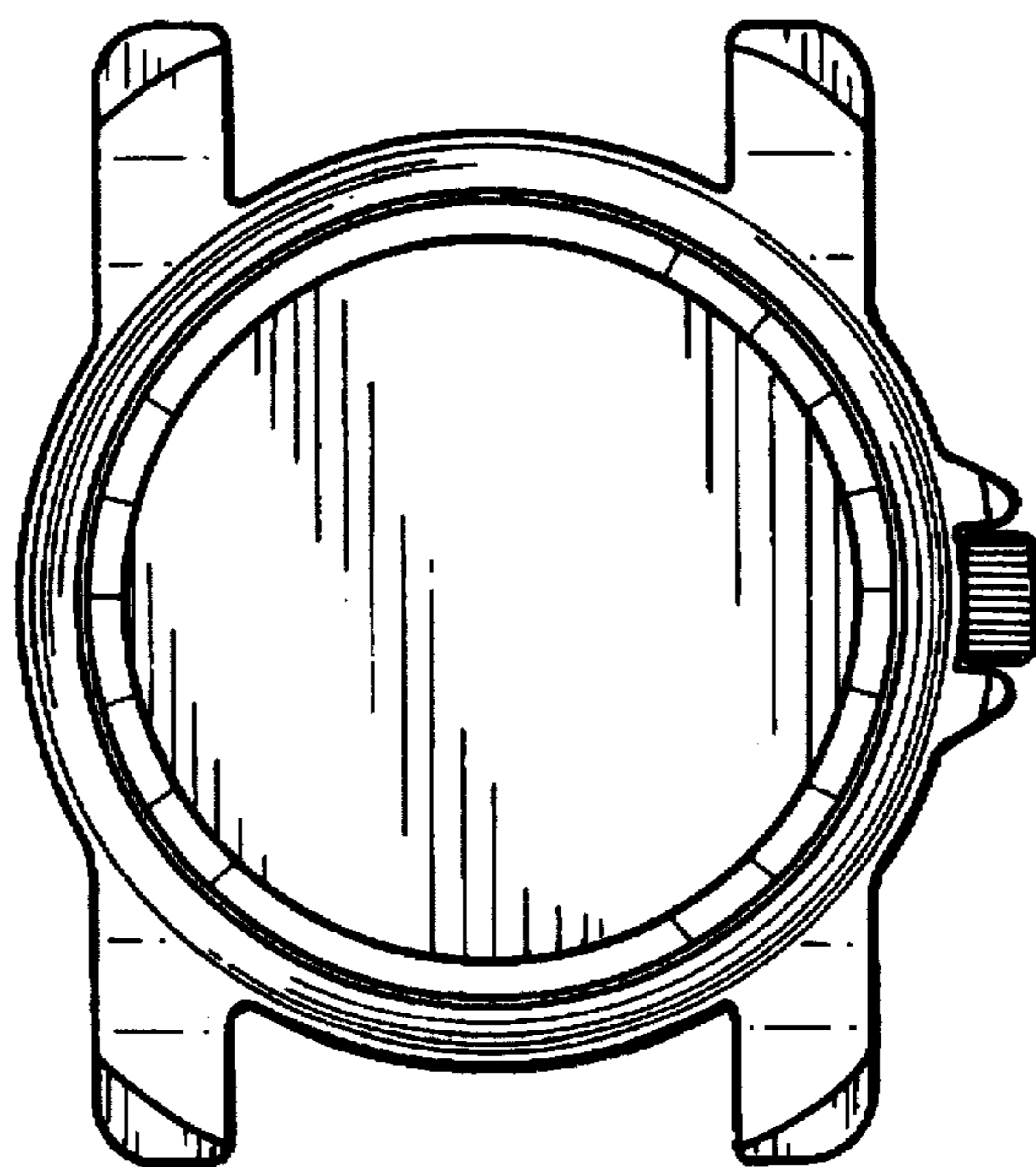


FIG. 4




FIG. 3




FIG. 2




FIG. 5

