



US00D384883S

United States Patent [19]
Wood

[11] **Patent Number: Des. 384,883**
[45] **Date of Patent: **Oct. 14, 1997**

[54] **BOX**
[76] **Inventor: Daniel P. Wood, 21405 SE. 292nd Pl.,
Kent, Wash. 98042**
[**] **Term: 14 Years**
[21] **Appl. No.: 56,082**
[22] **Filed: Jun. 21, 1996**
[51] **LOC (6) CL 09-07**
[52] **U.S. Cl. D9/418**
[58] **Field of Search D9/415, 418, 432,
D9/414, 341, 337, 430; 206/769-771, 216,
775-782; 220/675, 676, 457; 229/162,
116.1, 116.5, 125.05**

5,123,527 6/1992 Hustad 206/769
5,264,996 11/1993 Bele, Jr. et al. 229/162 X

OTHER PUBLICATIONS

Packaging Catalog, 1940, p. 18.

Primary Examiner—Prabhakar G. Deshmukh
Attorney, Agent, or Firm—Teresa J. Wiant

[57] **CLAIM**

The ornamental design for a box, as shown and described.

DESCRIPTION

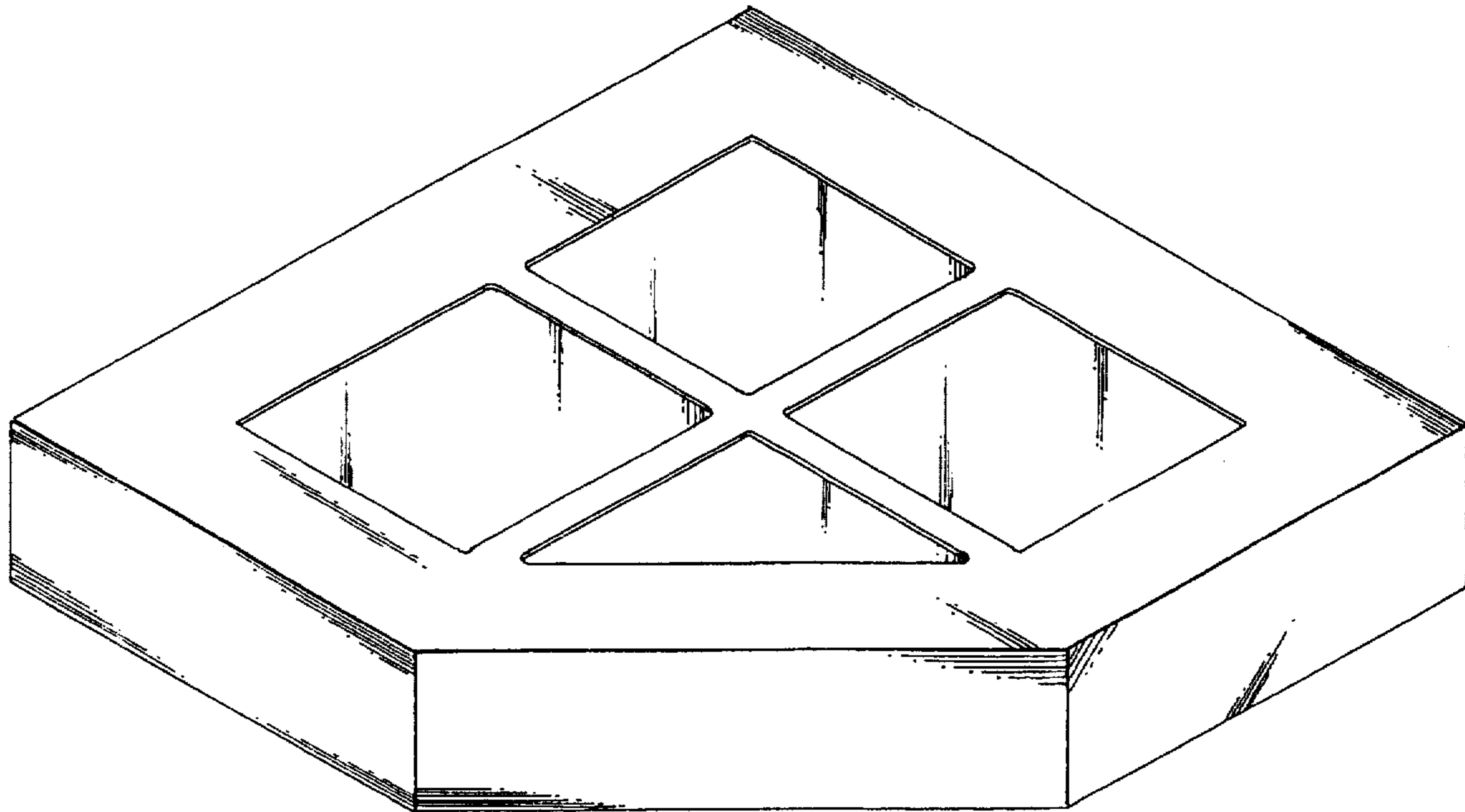
FIG. 1 is a perspective view of a box showing my new design;
FIG. 2 is a left side elevational view thereof;
FIG. 3 is a right side elevational view thereof;
FIG. 4 is a top plan view thereof;
FIG. 5 is a rear elevational view thereof; and,
FIG. 6 is a front elevational view thereof.
The bottom is unornamented. FIGS. 2, 3, 5 and 6 are drawn in small scale.

[56] **References Cited**

U.S. PATENT DOCUMENTS

D. 57,337 3/1921 Heimerdinger D9/418
D. 92,563 6/1934 Sickel D9/418
D. 329,016 9/1992 Scarpa et al. D9/430 X
1,912,329 5/1933 Wassell 229/162 X
1,912,952 6/1933 Scruby 229/162 X

1 Claim, 2 Drawing Sheets



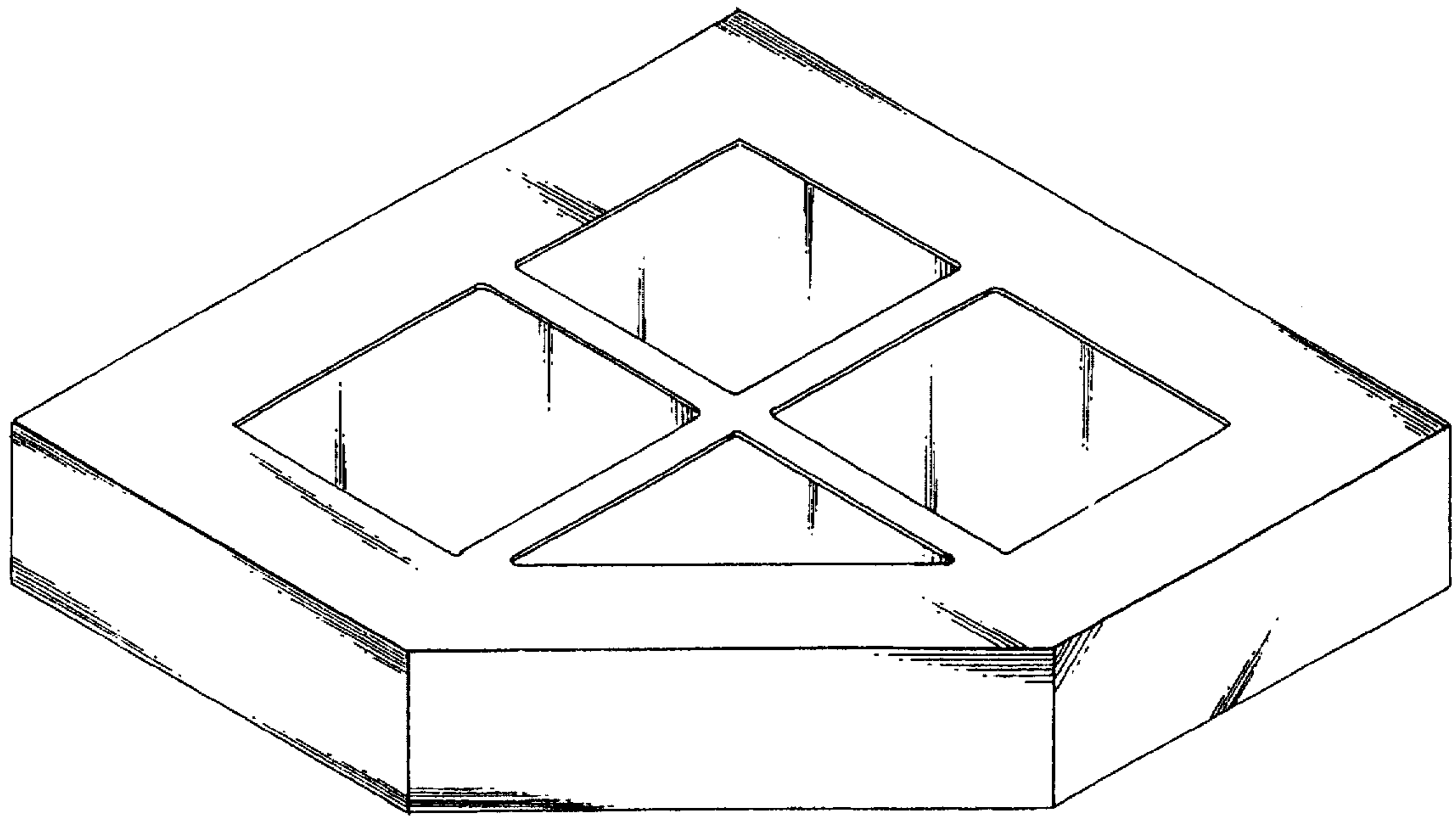


FIG. 1



FIG. 2




FIG. 3

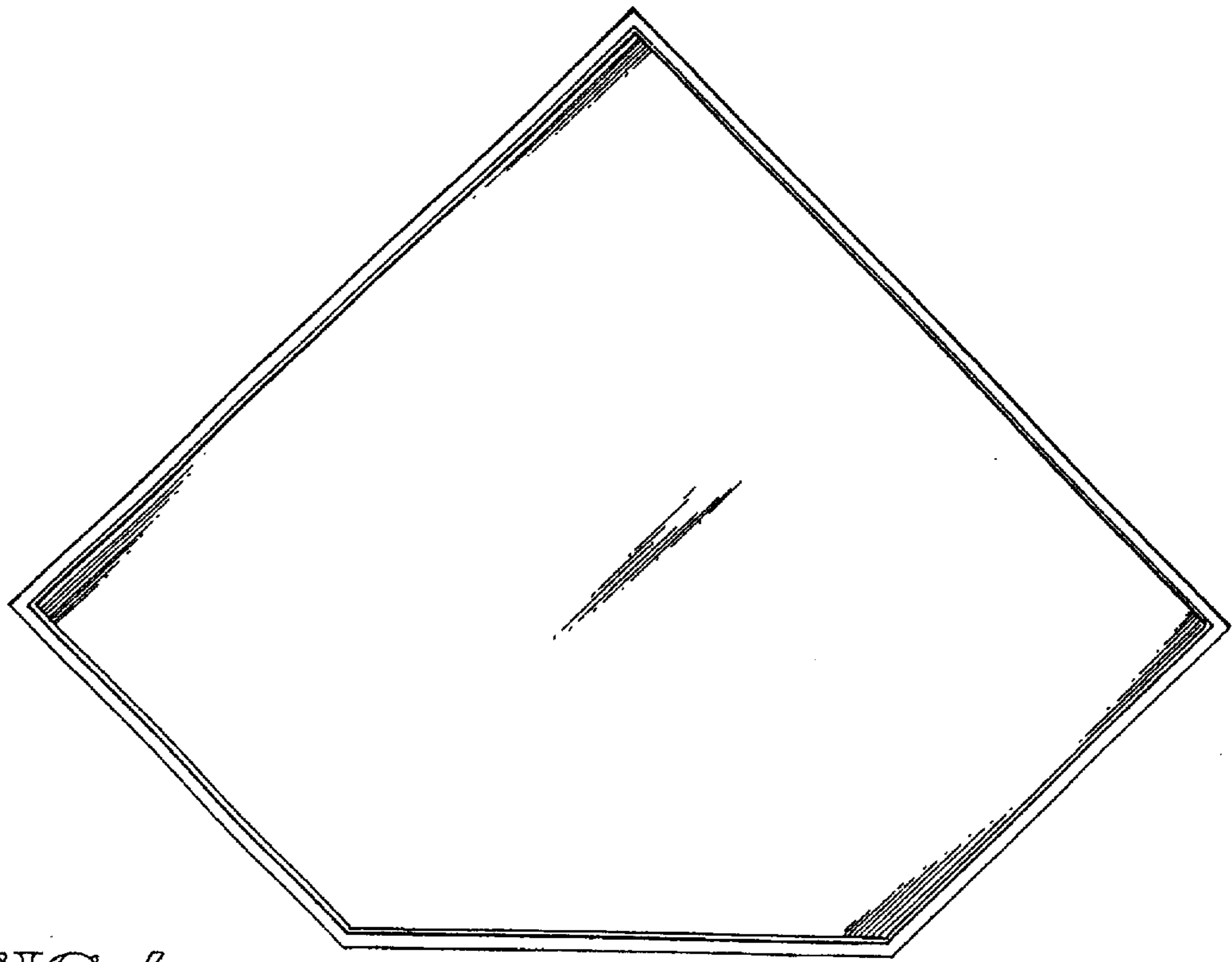


FIG. 4




FIG. 5

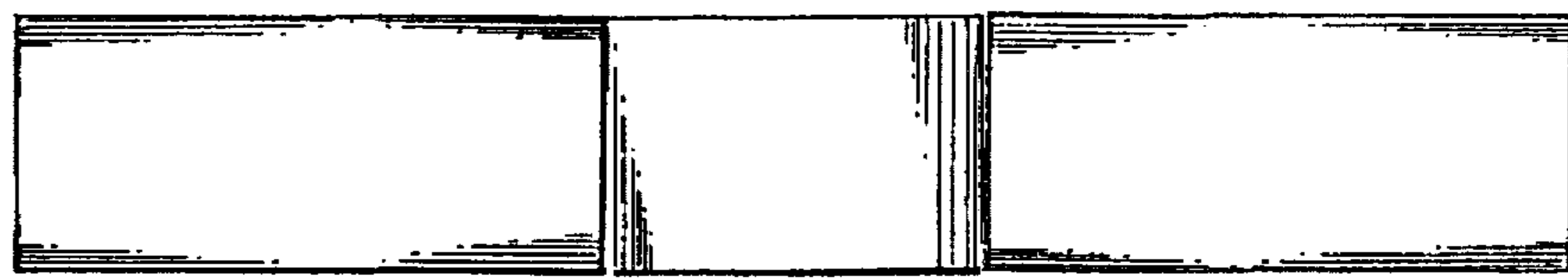


FIG. 6