



US00D384872S

**United States Patent** [19]  
**Yeh**

[11] **Patent Number: Des. 384,872**  
[45] **Date of Patent: \*\*Oct. 14, 1997**

[54] **PAIR OF PLIERS**

5,212,844 5/1993 Sessions et al. .... 30/162 X  
5,267,366 12/1993 Frazer ..... 7/128

[76] **Inventor: Shih-yuan Yeh, No. 2-4, Chenhsing Rd., Taiping Hsiang, Taichung Hsien, Taiwan**

[\*\*] **Term: 14 Years**

[21] **Appl. No.: 59,176**

[22] **Filed: Sep. 4, 1996**

[51] **LOC (6) Cl. .... 08-05**

[52] **U.S. Cl. .... D8/105; D8/55**

[58] **Field of Search .... D8/55, 51, 52, D8/105, 106; 7/125, 126, 127, 128, 129, 131, 132, 118, 165, 168; 30/153, 162**

[56] **References Cited**

**U.S. PATENT DOCUMENTS**

D. 132,463	5/1942	Darnoff	.....	D8/55
D. 137,408	3/1944	Frisk	.....	D8/55
D. 286,501	11/1986	Magan	.....	D8/105
D. 368,634	4/1996	Frazier	.....	D8/105
D. 371,498	7/1996	Lai	.....	D8/105
4,744,272	5/1988	Leatherman	.....	30/153

**OTHER PUBLICATIONS**

Hoffritz Holiday Catalog, 1988, p. 22, see combination tool 24C-left side of page.

*Primary Examiner*—Martie Thompson  
*Attorney, Agent, or Firm*—Morton J. Rosenberg; David I. Klein

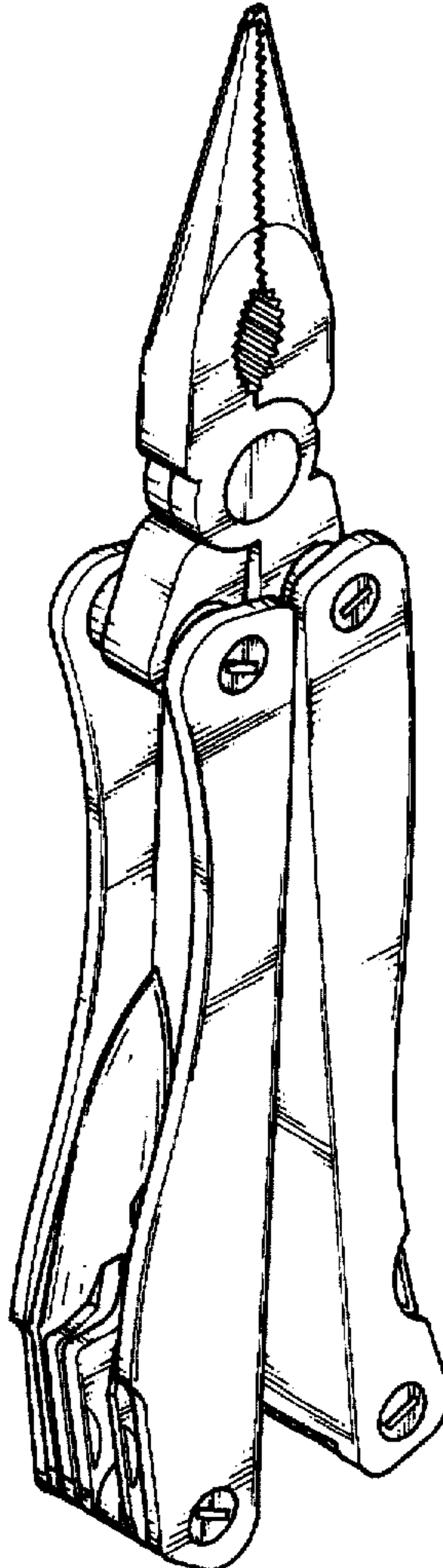
[57] **CLAIM**

The ornamental design for pair of pliers, as shown and described.

**DESCRIPTION**

FIG. 1 is a front-left-top perspective view of a pair of pliers, showing my new design;  
FIG. 2 is a front elevational view thereof;  
FIG. 3 is a rear elevational view thereof;  
FIG. 4 is a left side elevational view thereof;  
FIG. 5 is a right side elevational view thereof;  
FIG. 6 is a top plan view thereof; and,  
FIG. 7 is a bottom plan view thereof.

**1 Claim, 3 Drawing Sheets**



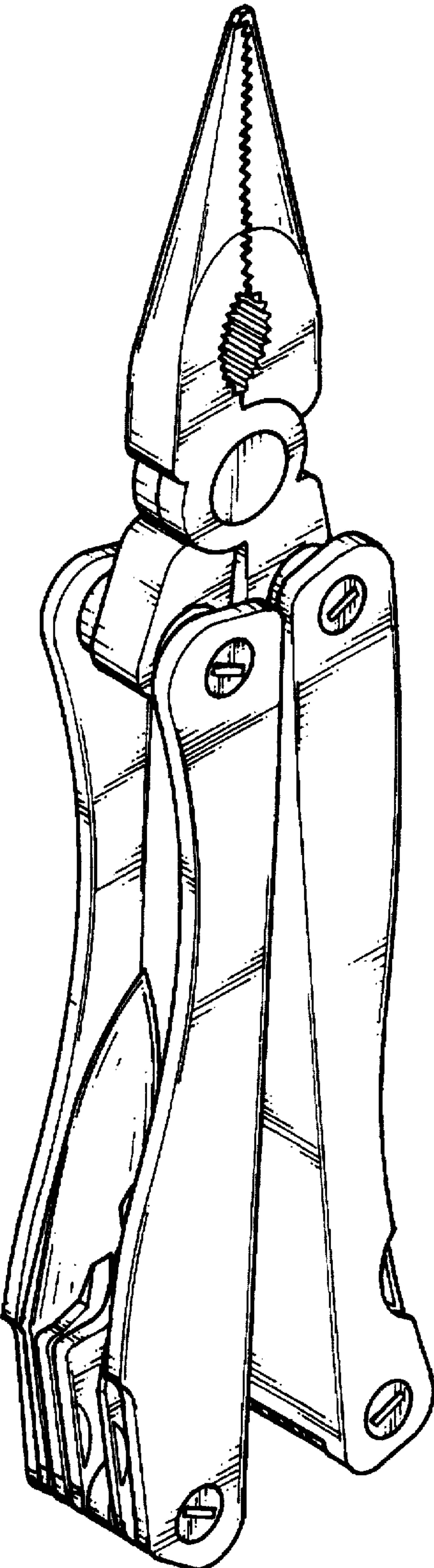


FIG.1


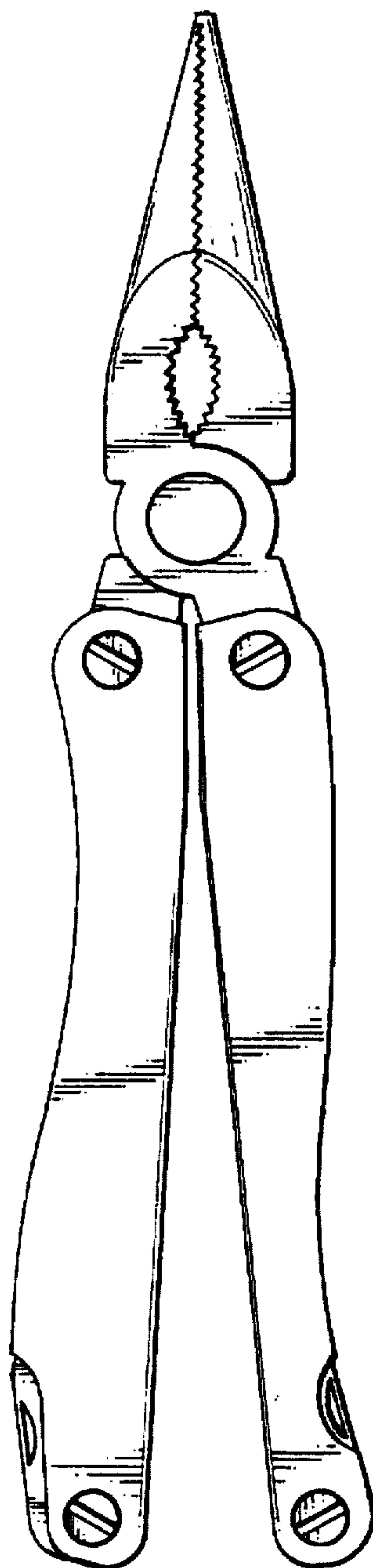
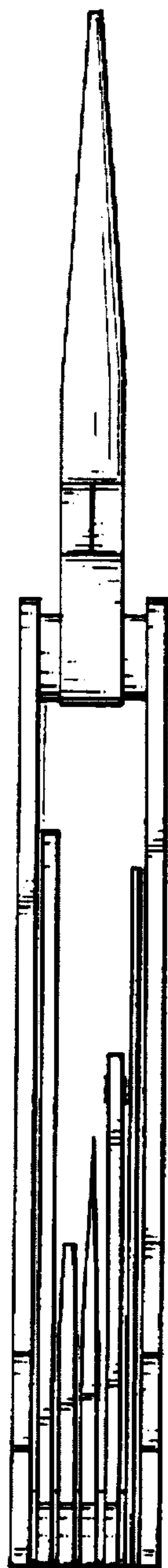


FIG. 5

FIG. 2

FIG. 4

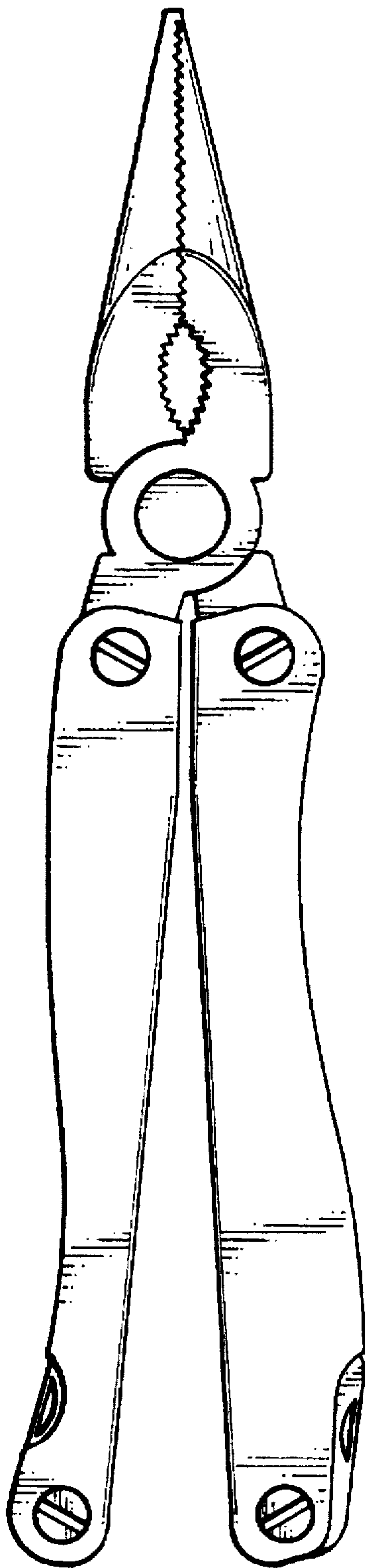


FIG. 3

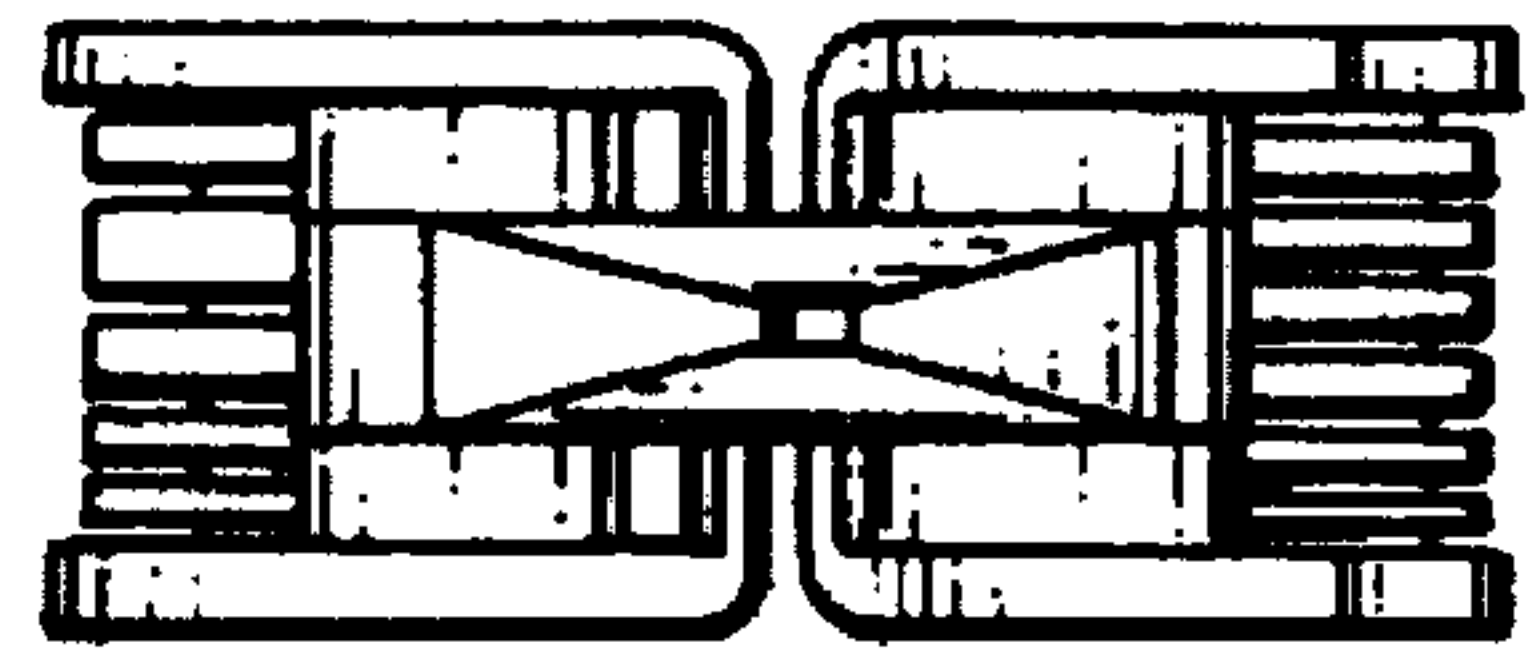


FIG. 6

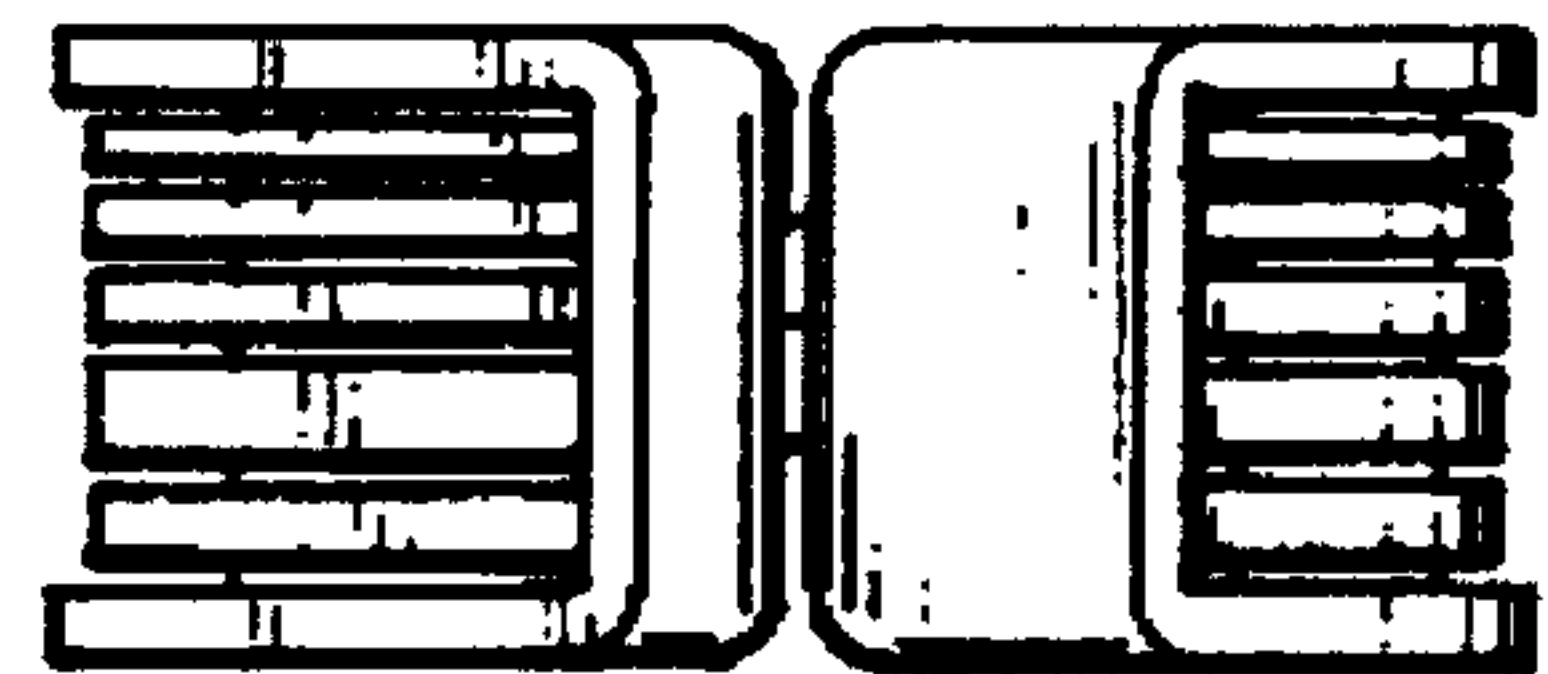


FIG. 7