



US00D384871S

United States Patent [19]
McWillis

[11] **Patent Number: Des. 384,871**
[45] **Date of Patent: **Oct. 14, 1997**

[54] **KNIFE**

[75] **Inventor: Mark K. McWillis, Milwaukie, Oreg.**

[73] **Assignee: Benchmade Knife Co., Inc., Oregon City, Oreg.**

[**] **Term: 14 Years**

[21] **Appl. No.: 58,770**

[22] **Filed: Aug. 22, 1996**

[51] **LOC (6) Cl. 08-03**

[52] **U.S. Cl. D8/99**

[58] **Field of Search D8/98, 99; D22/118; 30/151, 152, 153, 154, 155, 156, 157, 158, 159, 160, 161**

[56] **References Cited**

U.S. PATENT DOCUMENTS

D. 333,251	2/1993	Glesser	D8/99
D. 347,375	5/1994	Sakai	D8/99
D. 366,408	1/1996	Sessions et al.	D8/99
D. 371,288	7/1996	Thompson	D8/99
D. 373,296	9/1996	Thompson	D8/99
5,060,379	10/1991	Neely	30/157
5,400,509	3/1995	Collins	30/155
5,495,673	3/1996	Gardiner et al.	30/155

OTHER PUBLICATIONS

A.G. Russel Knife Catalog, 1996, pp. 12, 24, and 29, SOG, Gerber, and Benchmade Knives.
Benchmade Knife Co., Inc. "1996-1997 Catalog," see Model 800S and Model 812S on right-hand center page of catalog (in public use at least as early as 1995).

Primary Examiner—Philip S. Hyder
Attorney, Agent, or Firm—Chernoff, Vilhauer, McClung & Stenzel

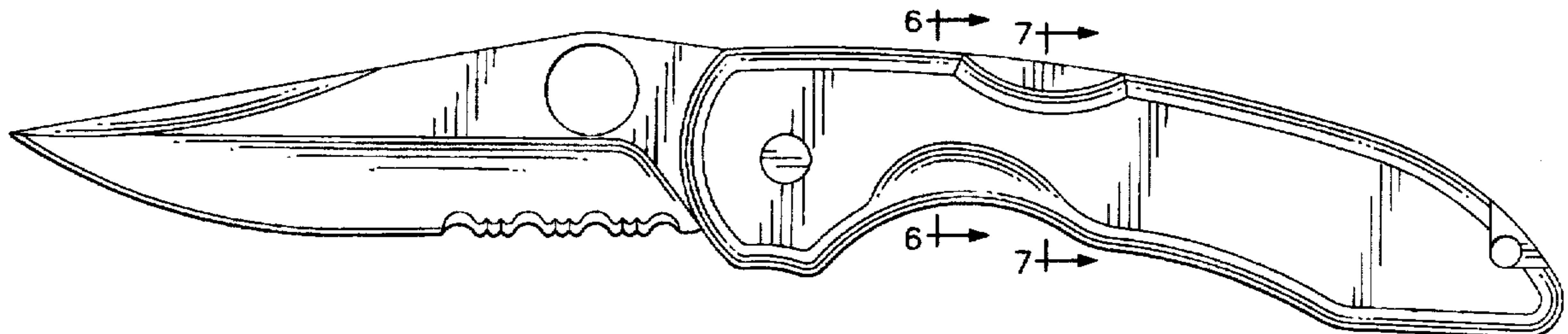
[57] **CLAIM**

The ornamental design for a knife, as shown and described.

DESCRIPTION

FIG. 1 is a left side elevational view of a knife, showing my new design, the right side being a mirror image thereof; FIG. 2 is a top plan view thereof; FIG. 3 is a bottom plan view thereof; FIG. 4 is a blade end view thereof; FIG. 5 is a handle end view thereof; FIG. 6 is fragmentary section view thereof taken on line 6—6 in FIG. 1; and, FIG. 7 is a fragmentary section view taken on line 7—7 in FIG. 1.

1 Claim, 1 Drawing Sheet



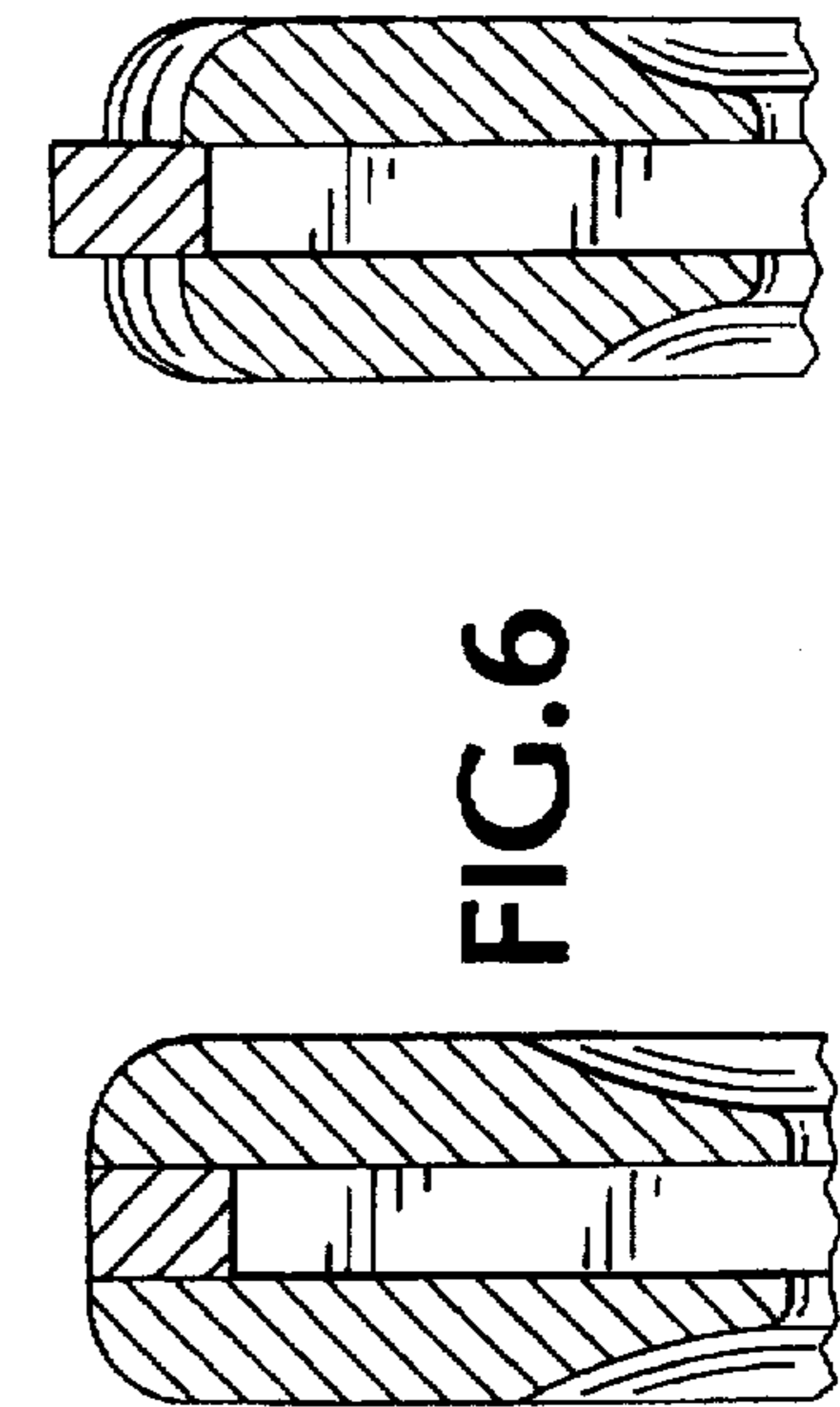
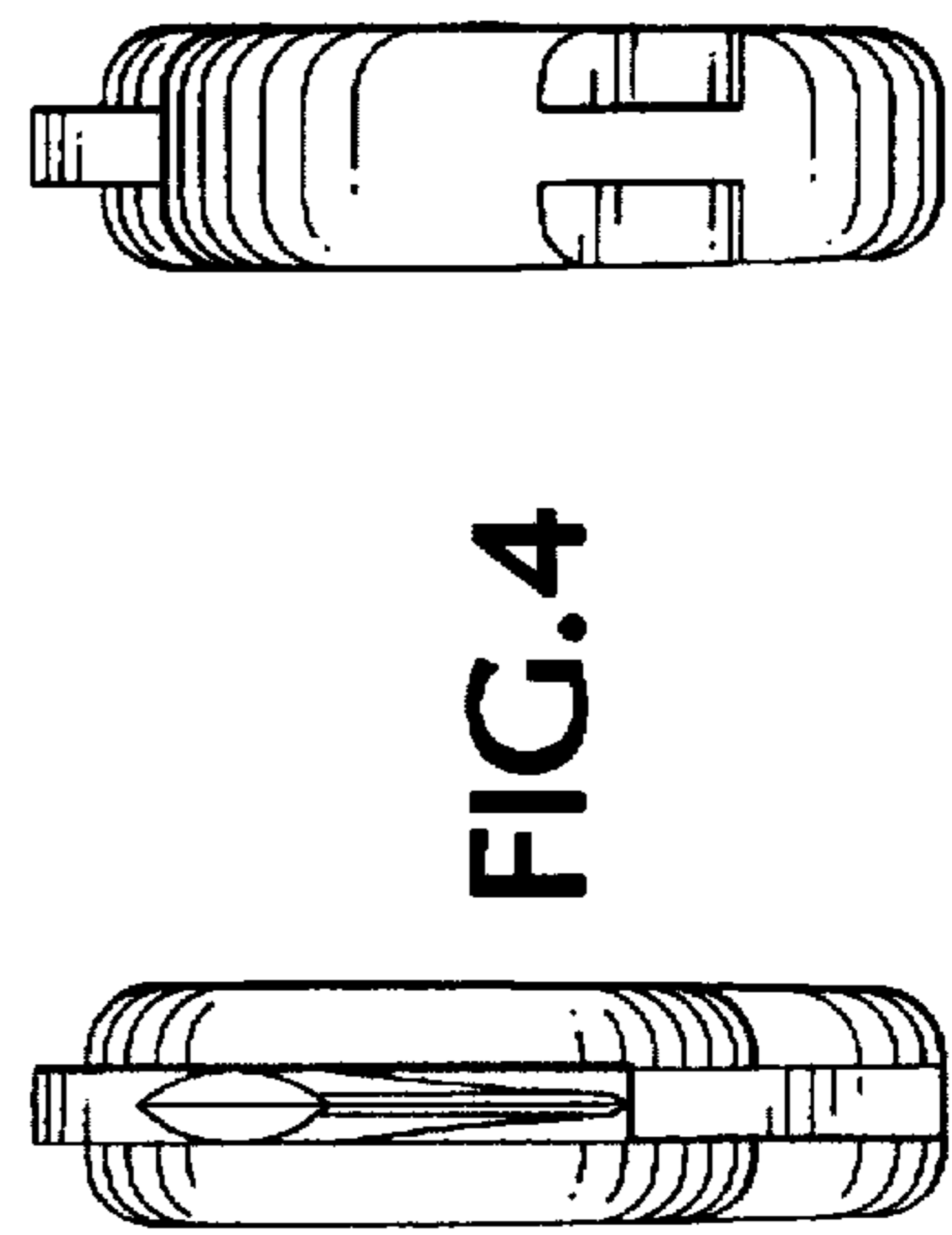
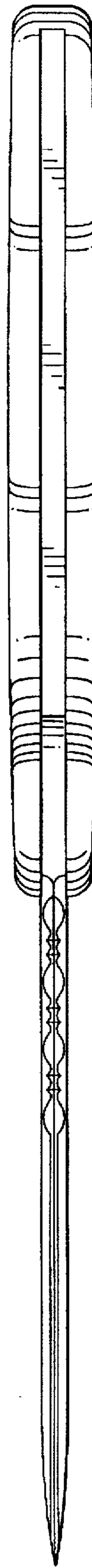

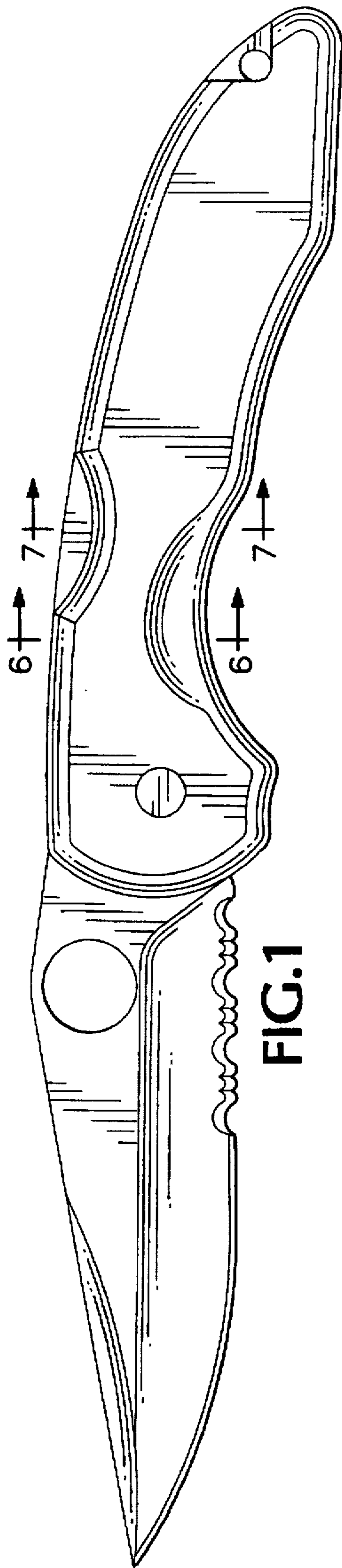


FIG. 5

FIG. 5

FIG. 4