

US00D384866S

# United States Patent [19]

[11] Patent Number: **Des. 384,866**

Tisbo et al.

[45] Date of Patent: **\*\*Oct. 14, 1997**

[54] **COMBINATION SNOW PUSHER AND SHOVEL**

[75] Inventors: **Thomas A. Tisbo, Barrington Hills; Stephen P. Whitehead, Elgin; Lyle Rosine, Aurora, all of Ill.**

[73] Assignee: **Suncast Corporation, Batavia, Ill.**

[\*\*] Term: **14 Years**

[21] Appl. No.: **58,148**

[22] Filed: **Aug. 8, 1996**

[51] LOC (6) Cl. .... **08-01**

[52] U.S. Cl. .... **D8/10**

[58] Field of Search ..... **D8/10; 294/49, 294/54.5, 54, 56**

[56] **References Cited**

**U.S. PATENT DOCUMENTS**

D. 213,630	3/1969	Hoxie et al. .	
D. 257,210	10/1980	Bonnes .....	294/54
D. 267,468	1/1983	Simms .....	294/54.5
D. 296,410	6/1988	Abbott .....	294/54.5 X
D. 328,553	8/1992	Norton et al. ....	294/54.5
D. 331,652	12/1992	Wu .....	D8/10 X
D. 360,564	7/1995	Tisbo et al. ....	294/49
D. 363,653	10/1995	Tisbo et al. ....	294/49
366,099	7/1887	Hinchman .....	294/56
930,660	8/1909	Gifford .....	294/54.5
967,270	8/1910	Tiedt .....	294/54.5 X
1,042,352	10/1912	Kohler .....	294/54.5
1,260,276	3/1918	Miller .....	294/54.5
3,177,026	4/1965	Cowan .....	294/54.5
4,149,744	4/1979	Bonnes .....	294/54.5
4,247,141	1/1981	Grint .....	294/49

4,280,727	7/1981	Germain .....	294/54
4,655,494	4/1987	Eads et al. ....	294/49
4,991,324	2/1991	Fine et al. ....	294/54.5 X
5,228,734	7/1993	Pollastro .....	294/54.5
5,419,600	5/1995	Tisbo et al. ....	294/54.5

**FOREIGN PATENT DOCUMENTS**

234243 12/1959 Australia .

**OTHER PUBLICATIONS**

Hardware Age, p. 95, shovel located at left of page Aug. 1962.

Union Fork and Hoe Company, p. 27, shovel, item 5 at top right corner of page Dec. 1986.

Ames Winter Tools Catalog, p. 7, shovel, item C16-362 in middle of page Mar. 1987.

Union Fork and Hoe Catalog, Dec. 1986, p. 18, Shovel, Item No. 4.

*Primary Examiner*—Holly Baynham

*Attorney, Agent, or Firm*—Thomas W. Tolpin

[57] **CLAIM**

The ornamental design for a combination snow pusher and shovel, as shown.

**DESCRIPTION**

FIG. 1 is a perspective view of a combination snow pusher and shovel showing our new design;

FIG. 2 is a front view thereof;

FIG. 3 is a left side view thereof, the right side view being a mirror image and symmetrical thereto;

FIG. 4 is a back view thereof;

FIG. 5 is a bottom end view thereof; and,

FIG. 6 is a top view thereof.

**1 Claim, 3 Drawing Sheets**

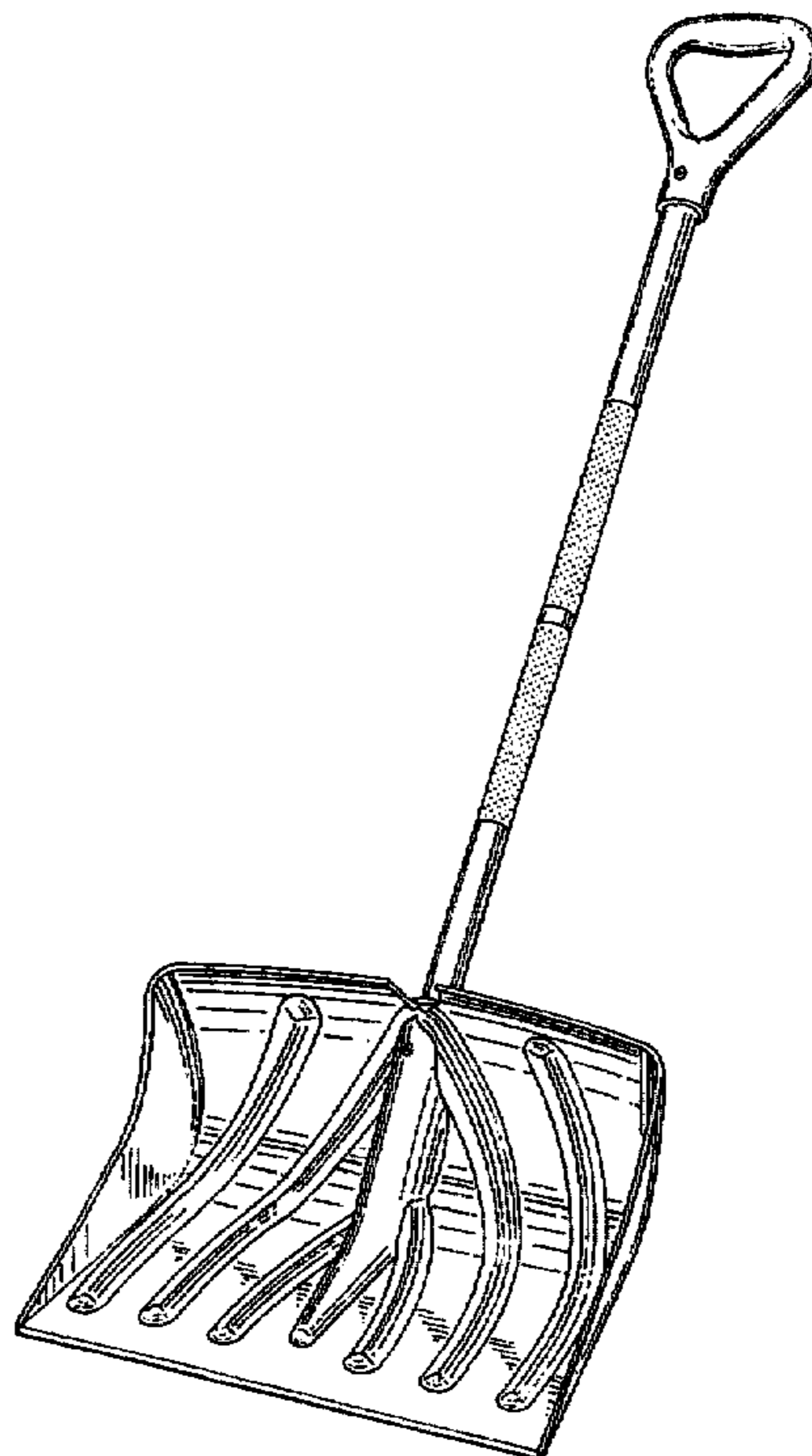


FIG. 1

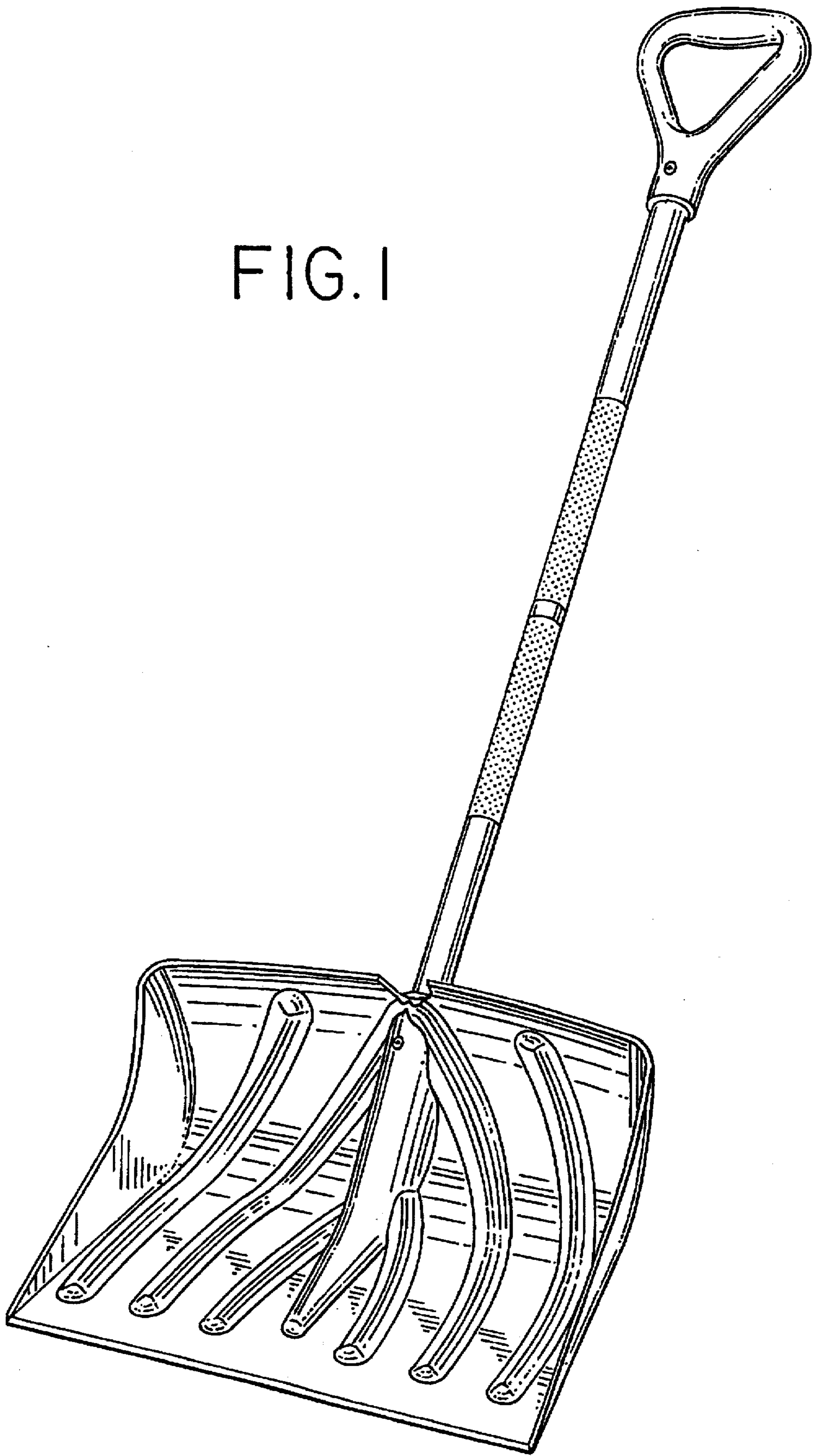


FIG. 2

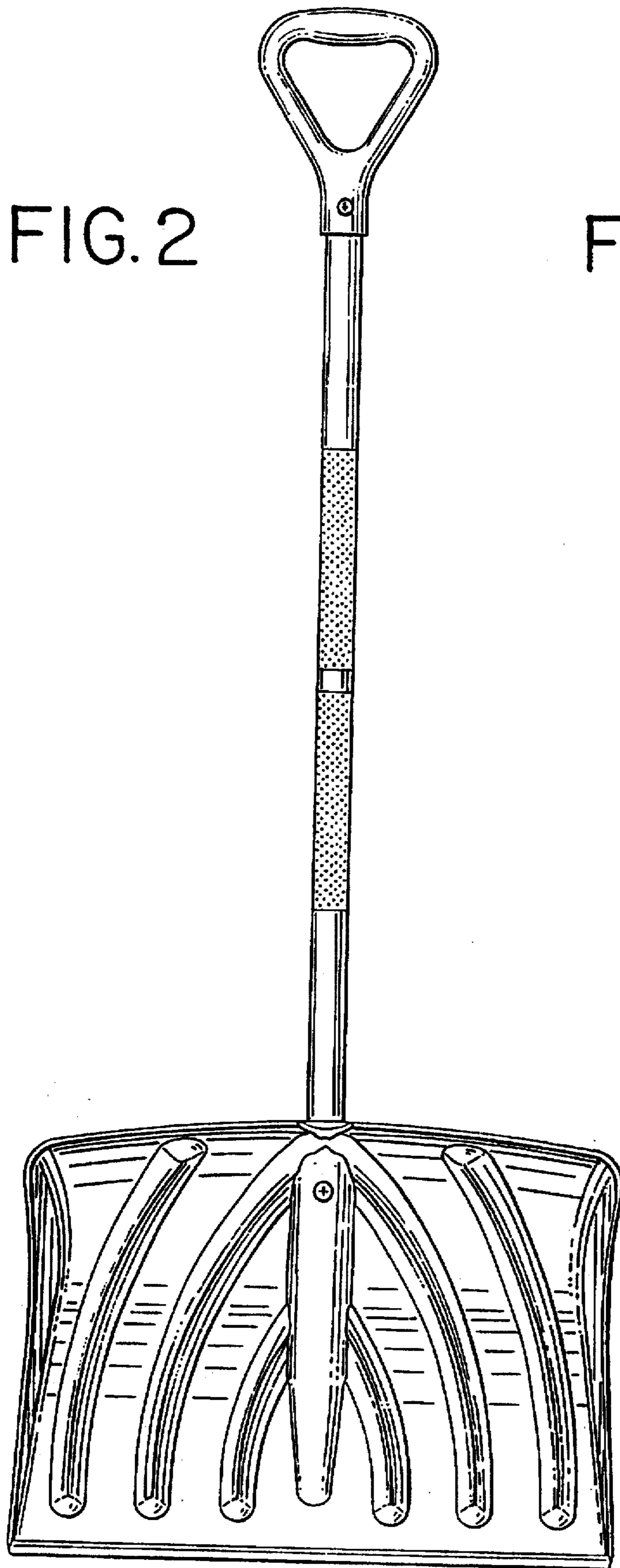


FIG. 3

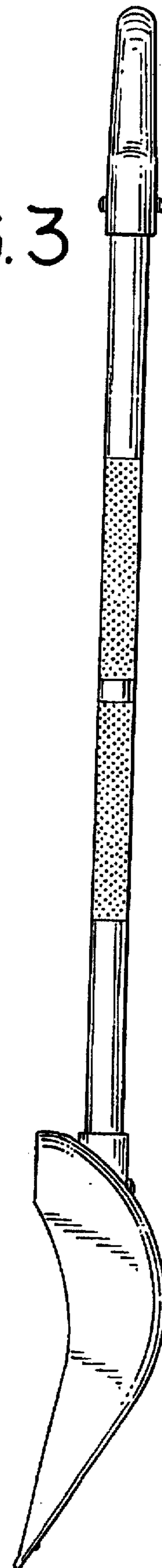




FIG. 4

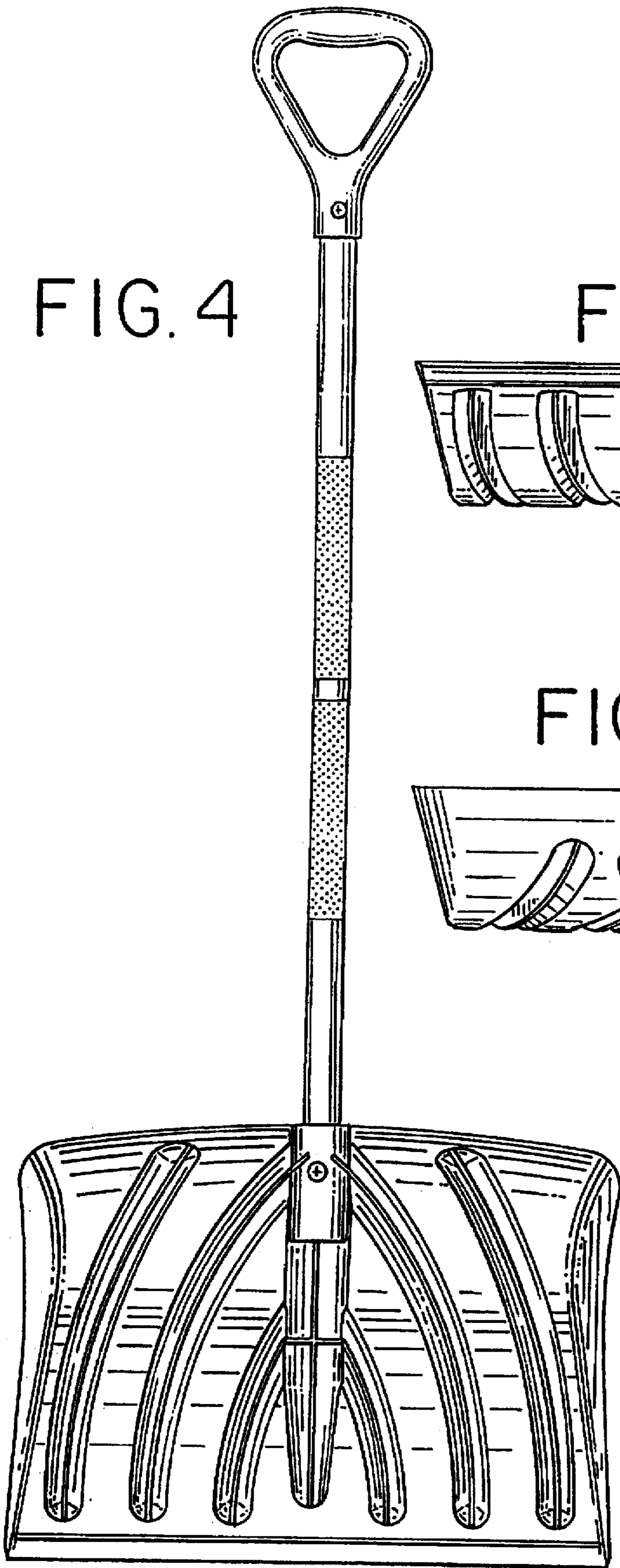


FIG. 5




FIG. 6

