

US00D384859S

United States Patent [19] Cundieff

[11] Patent Number: **Des. 384,859**

[45] Date of Patent: ****Oct. 14, 1997**

[54] **SHOT GLASS**

[76] Inventor: **Larry C. Cundieff**, 13223 Black Mountain Rd. #1306, San Diego, Calif. 92129

[**] Term: **14 Years**

[21] Appl. No.: **57,086**

[22] Filed: **Jul. 16, 1996**

[51] LOC (6) Cl. **07-01**

[52] U.S. Cl. **D7/523; D7/515; D7/509**

[58] Field of Search **D7/507, 509, 510, D7/511, 513, 514, 523, 533, 515, 619, 622; D9/301; 220/716; D22/116; 102/464, 465, 466**

[56] **References Cited**

U.S. PATENT DOCUMENTS

D. 25,611	6/1896	Gardner	D22/116
D. 95,903	6/1935	Fenton	D7/523
D. 113,508	2/1939	Gross	D7/523
D. 168,577	1/1953	Levi	D7/523
D. 286,604	11/1986	Bierlein et al.	D7/523
D. 330,995	11/1992	Hartman et al.	D7/619

D. 375,870	11/1996	Stonehouse	D7/509
1,057,597	10/1913	Stevenson	102/464
1,156,406	10/1915	Keplinger	102/464
2,158,230	5/1939	Godfrey	D7/523
3,730,383	5/1973	Dunn et al.	D7/509 X

OTHER PUBLICATIONS

Drinking Glass w/holder (top right), Copral, Gifts & Decorative Accessories p. 63 May 1978.

Primary Examiner—M. N. Pandozzi
Attorney, Agent, or Firm—Fish & Richardson P.C.

[57] CLAIM

The ornamental design for a shot glass, as shown and described.

DESCRIPTION

FIG. 1 is a bottom perspective view of the shot glass; FIG. 2 is a side elevational view of the shot glass; FIG. 3 is a top plan view of the shot glass; FIG. 4 is a bottom plan view of the shot glass; and, FIG. 5 is a cross-sectional view of the shot glass as seen along line 5-5 of FIG. 1.

1 Claim, 2 Drawing Sheets

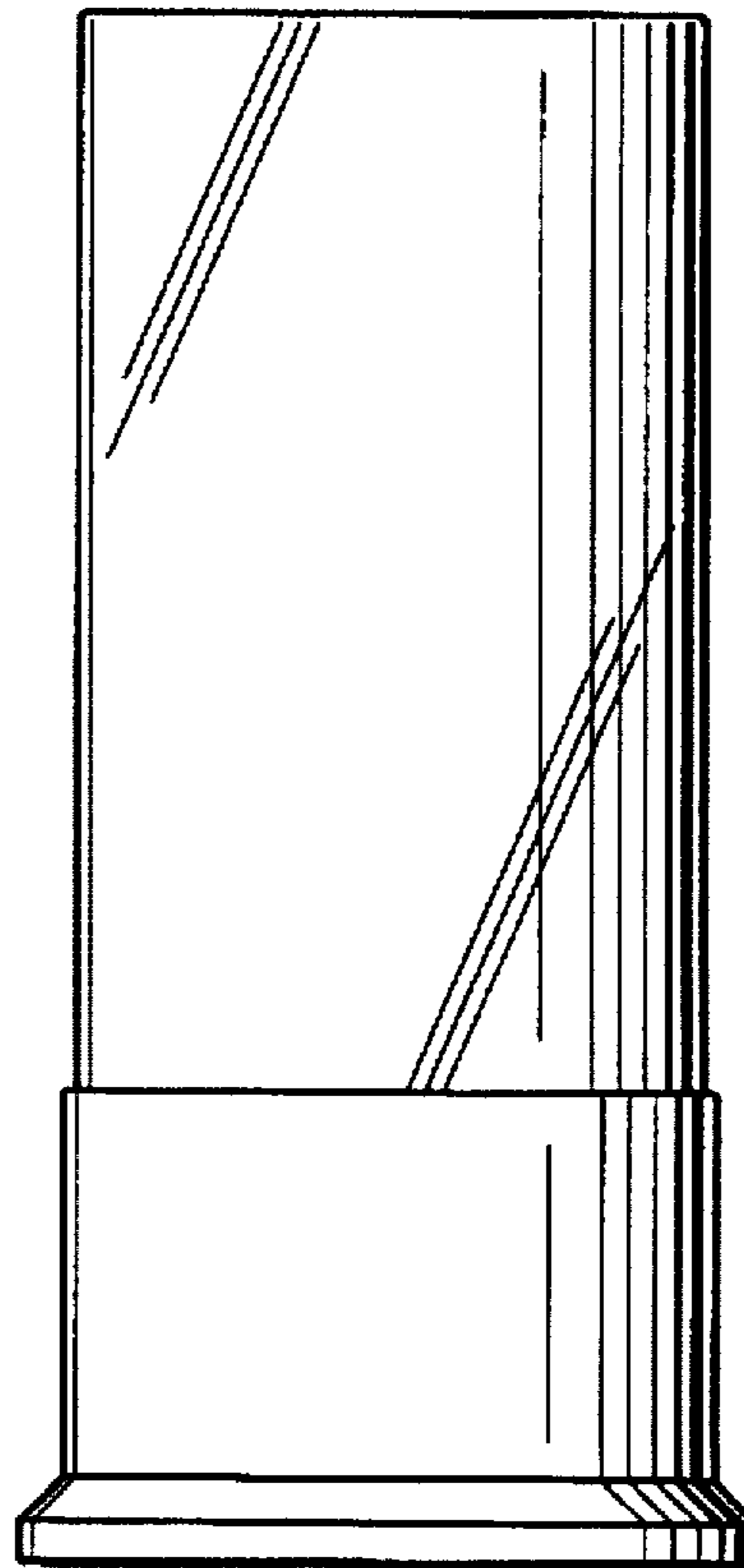



FIG. 1

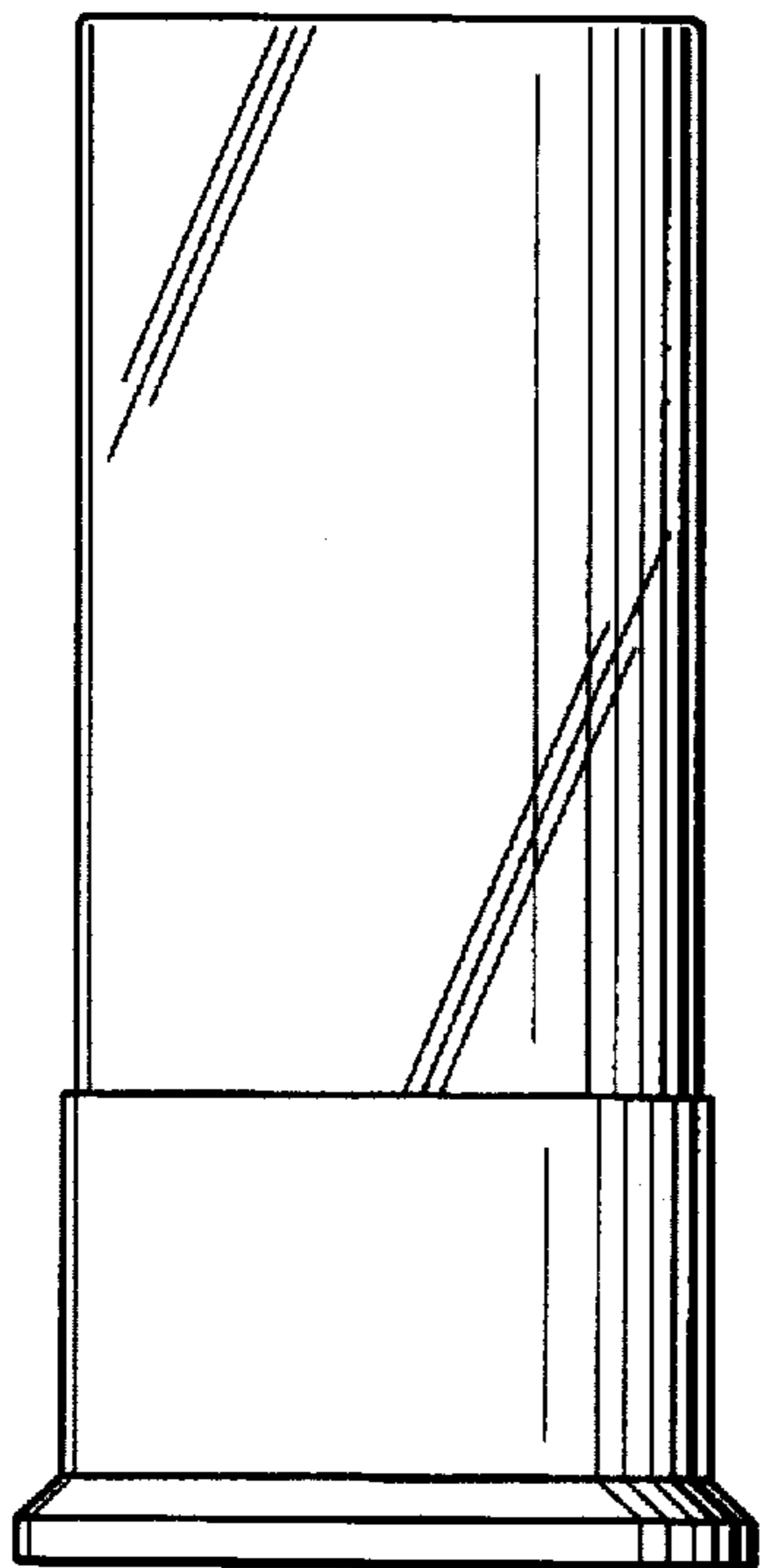
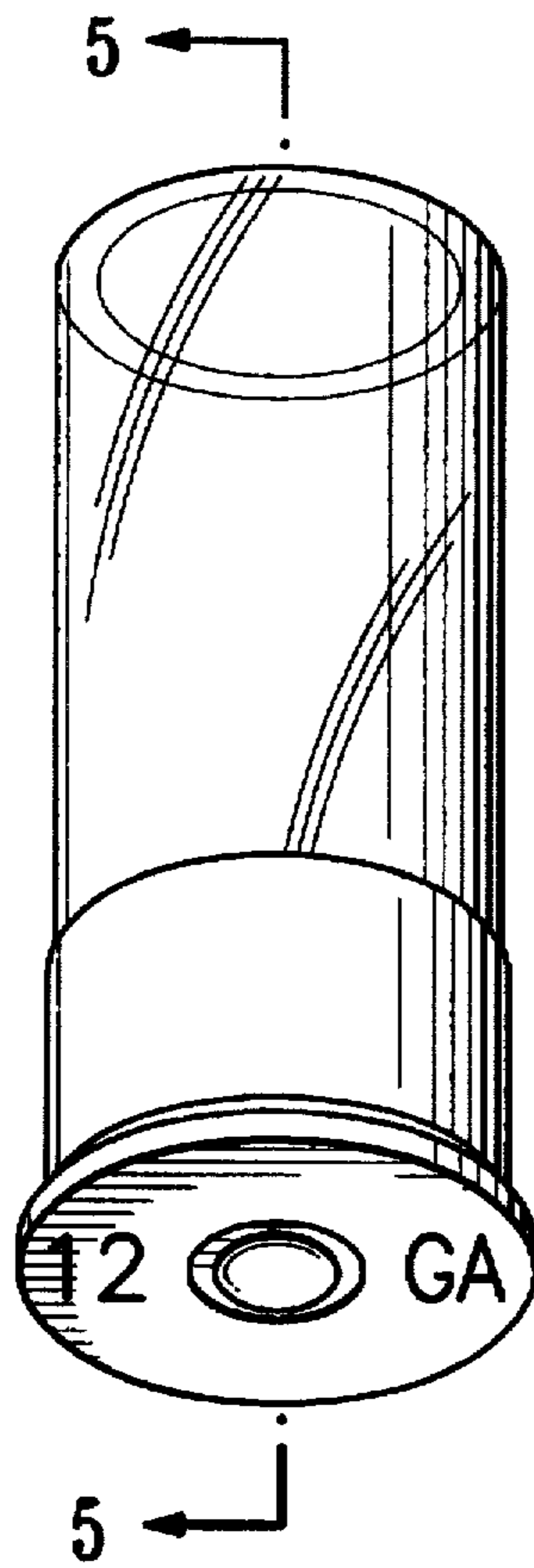


FIG. 2

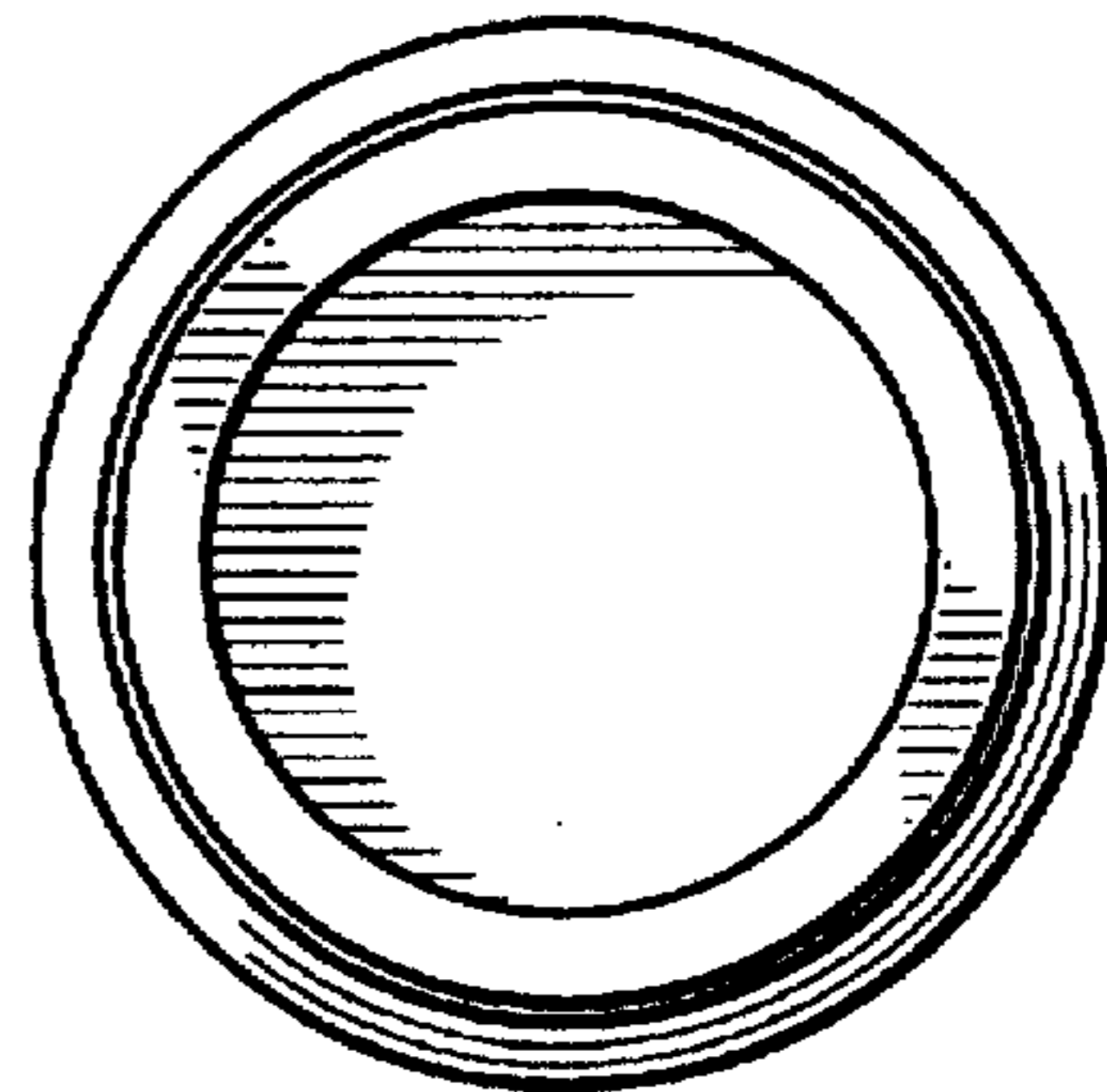


FIG. 3



FIG. 4

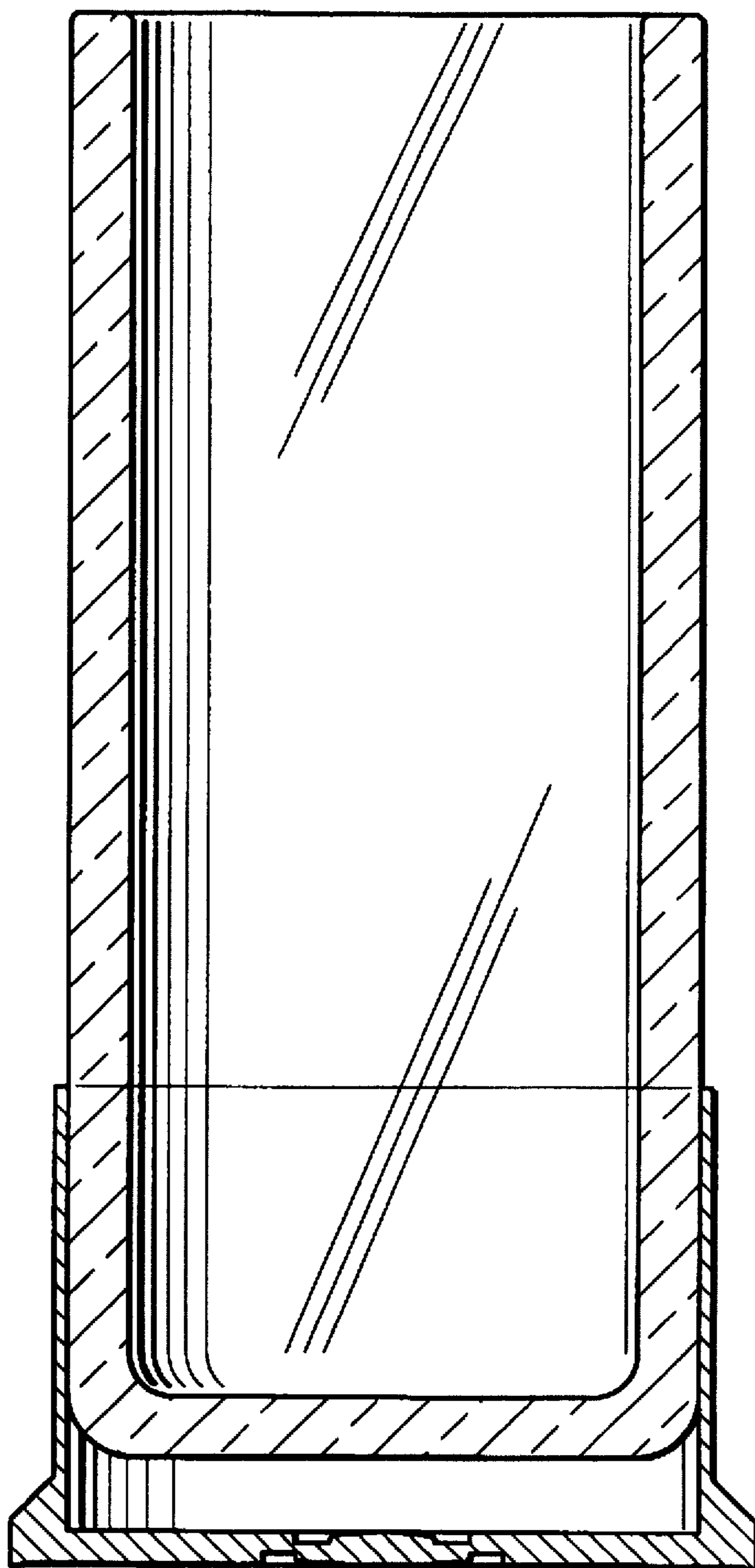


FIG. 5