

US00D384850S

United States Patent [19]
Fanuzzi

[11] **Patent Number: Des. 384,850**
[45] **Date of Patent: **Oct. 14, 1997**

- [54] **BODY POSITIONING BOLSTER**
- [76] **Inventor: John Fanuzzi, Hwy. 89, 7 Point Ranch, Emigrant, Mont. 59027**
- [**] **Term: 14 Years**
- [21] **Appl. No.: 45,711**
- [22] **Filed: Oct. 27, 1995**
- [51] **LOC (6) Cl. 06-09**
- [52] **U.S. Cl. D6/601; D6/596**
- [58] **Field of Search D6/595-597, 601, D6/604, 605; 5/636, 639, 706, 710, 652-654, 637, 640**

- D. 309,542 7/1990 Glenn D6/596
- D. 319,365 8/1991 Edelson D6/601
- 4,987,625 1/1991 Edelson 5/420

Primary Examiner—Janice E. Seeger
Attorney, Agent, or Firm—Dennis A. Bennett

[57] **CLAIM**

The ornamental design for a “body positioning bolster”, as shown and described.


DESCRIPTION

FIG. 1 is a perspective view of the invention;
FIG. 2 is a right side elevation view of the invention, the left side elevation view being a mirror image thereof;
FIG. 3 is a top view of invention;
FIG. 4 is a front elevation of invention;
FIG. 5 is a rear elevation of invention; and,
FIG. 6 is a bottom view of invention.

[56] **References Cited**
U.S. PATENT DOCUMENTS

- D. 242,388 11/1976 Castleberry D24/183
- D. 246,816 1/1978 Tam et al. D6/596
- D. 271,647 12/1983 McLeod D6/596

1 Claim, 2 Drawing Sheets






Fig - 1



Fig - 2




Fig - 3




FIG - 4

FIG - 5




FIG - 6