



US00D384842S

**United States Patent** [19]  
**Kennedy**

[11] **Patent Number: Des. 384,842**  
[45] **Date of Patent: \*\*Oct. 14, 1997**

- [54] **BACKREST FOR A GARDEN BENCH**
- [75] **Inventor: Anthony H. Kennedy, Taipei, Taiwan**
- [73] **Assignee: Dalvey Products Supply Ltd., Taipei, Taiwan**
- [\*\*] **Term: 14 Years**
- [21] **Appl. No.: 58,785**
- [22] **Filed: Aug. 22, 1996**
- [51] **LOC (6) Cl. .... 06-06**
- [52] **U.S. Cl. .... D6/502; D6/493; D6/506**
- [58] **Field of Search .... D6/332, 358, 376, D6/381, 434, 493, 495, 499, 500, 501, 502, 506; D25/38, 39, 45, 100; 52/311.1, 656.8, 663; 297/452.18**

- D. 52,164 7/1918 Holstein ..... D6/493 X
- D. 157,225 2/1950 Williams ..... D6/358
- D. 179,646 2/1957 Jones et al. .... D6/376 X
- D. 347,956 6/1994 Liu ..... D6/502
- 377,231 1/1888 Boreham ..... 52/663 X

*Primary Examiner*—Gary D. Watson

[57] **CLAIM**

The ornamental design for a backrest for a garden bench, as shown and described.

**DESCRIPTION**

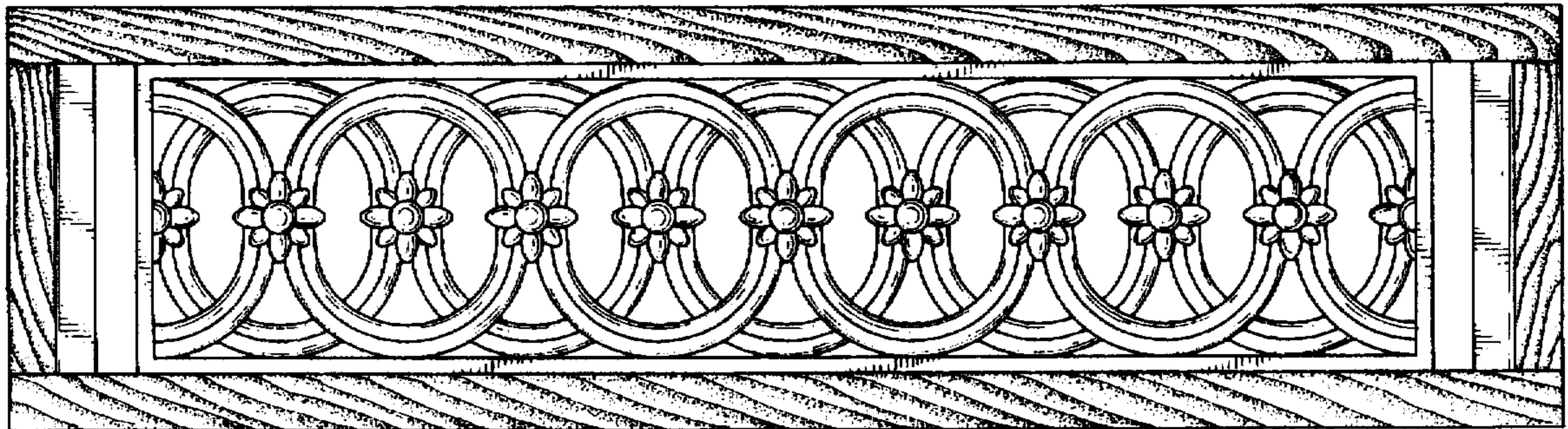
FIG. 1 is a front elevational view of a backrest for a garden bench showing my design;  
 FIG. 2 is a rear elevational view thereof;  
 FIG. 3 is a top plan view thereof, the opposite side being a mirror image; and,  
 FIG. 4 is a right side view thereof, the opposite side being a mirror image.

[56] **References Cited**

**U.S. PATENT DOCUMENTS**

- D. 23,472 7/1894 McLean ..... D6/376 X

**1 Claim, 3 Drawing Sheets**



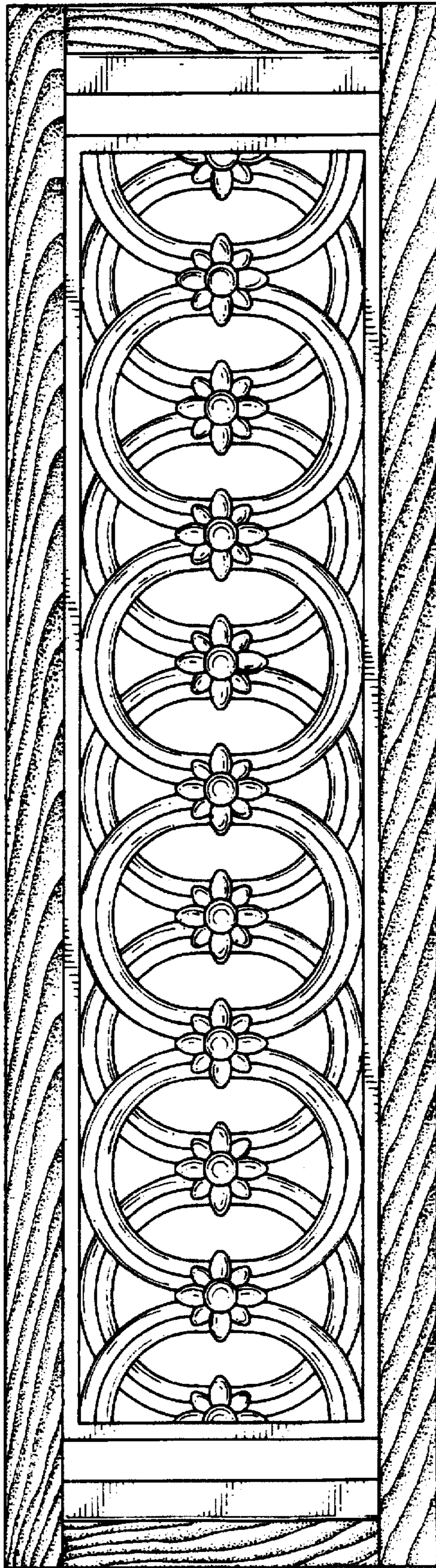


FIG. 1

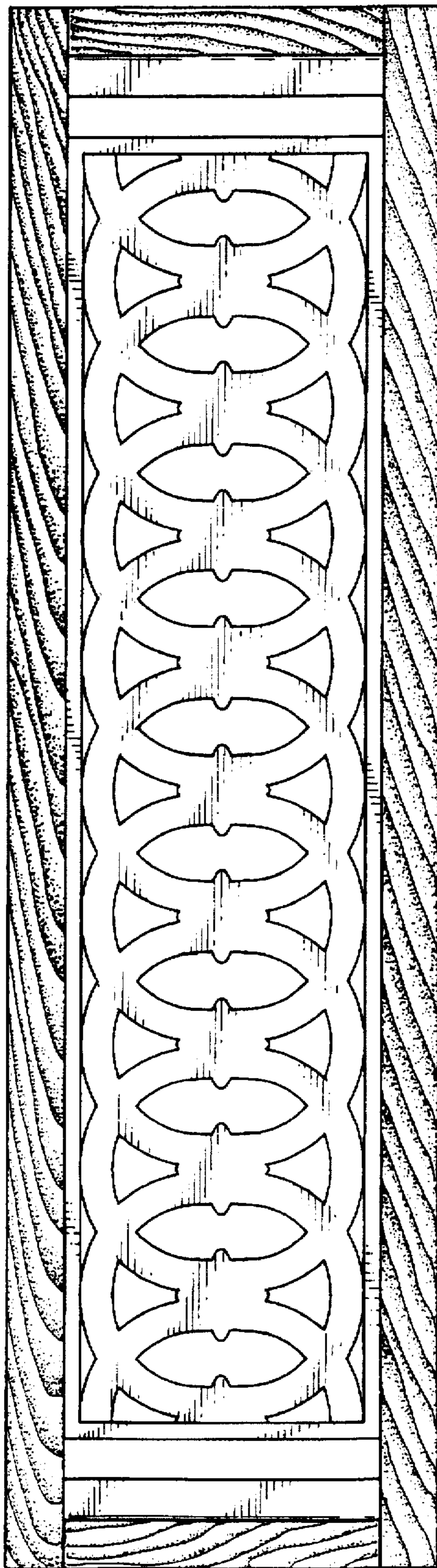


FIG. 2



FIG. 3



FIG. 4