



US00D384841S

# United States Patent [19] Kennedy

[11] Patent Number: **Des. 384,841**

[45] Date of Patent: **\*\*Oct. 14, 1997**

[54] **BACKREST FOR A GARDEN BENCH**

[75] Inventor: **Anthony H. Kennedy, Taipei, Taiwan**

[73] Assignee: **Dalvey Products Supply Ltd., Taipei, Taiwan**

[\*\*] Term: **14 Years**

[21] Appl. No.: **58,784**

[22] Filed: **Aug. 22, 1996**

[51] LOC (6) Cl. .... **06-06**

[52] U.S. Cl. .... **D6/502; D6/493; D6/506**

[58] Field of Search ..... **D6/332, 358, 376, D6/381, 434, 493, 495, 499, 500, 501, 502, 506; D25/38, 39, 45, 100; 52/311.1, 656.8, 663; 297/452.18**

### [56] **References Cited**

#### **U.S. PATENT DOCUMENTS**

D. 23,472 7/1894 McLean ..... D6/376 X

D. 52,164	7/1918	Holstein	.....	D6/493
D. 157,225	2/1950	Williams	.....	D6/358
D. 179,646	2/1957	Jones et al.	.....	D6/376
D. 347,956	6/1994	Liu	.....	D6/502
377,231	1/1888	Boreham	.....	52/663 X

*Primary Examiner*—Gary D. Watson  
*Attorney, Agent, or Firm*—Morton J. Rosenberg; David I. Klein


### [57] **CLAIM**

The ornamental design for a backrest for a garden bench, as shown and described.

### **DESCRIPTION**

FIG. 1 is a front elevational view of a backrest for a garden bench showing my design;  
FIG. 2 is a rear elevational view thereof;  
FIG. 3 is a top plan view thereof, the opposite side being a mirror image; and,  
FIG. 4 is a right side view thereof, the opposite side being a mirror image.

**1 Claim, 3 Drawing Sheets**






FIG. 1



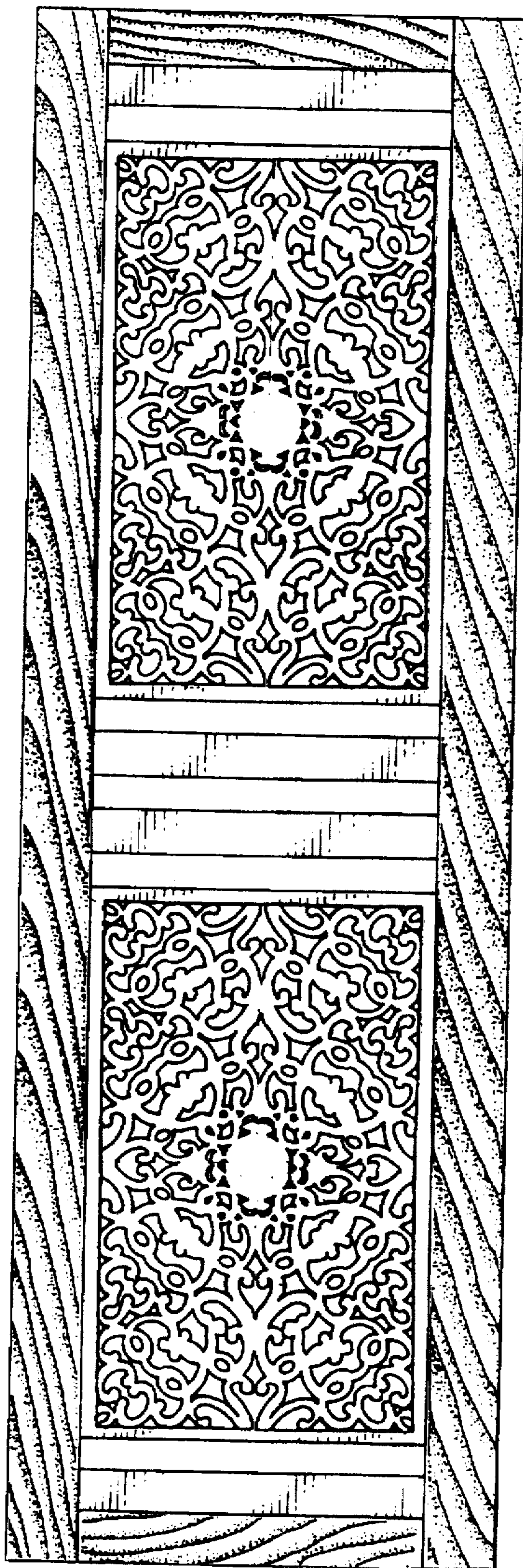


FIG. 2



FIG. 3



FIG. 4