



US00D384840S

# United States Patent [19] Kennedy

[11] Patent Number: **Des. 384,840**  
[45] Date of Patent: **\*\*Oct. 14, 1997**

[54] **BACKREST FOR A GARDEN BENCH**  
[75] Inventor: **Anthony H. Kennedy**, Taipei, Taiwan  
[73] Assignee: **Dalvey Products Supply Ltd.**, Taipei, Taiwan  
[\*\*] Term: **14 Years**  
[21] Appl. No.: **58,783**  
[22] Filed: **Aug. 22, 1996**  
[51] LOC (6) Cl. .... **06-06**  
[52] U.S. Cl. .... **D6/502; D6/493; D6/506**  
[58] Field of Search ..... **D6/332, 358, 376, D6/381, 434, 493, 495, 499, 500, 501, 502, 506; D25/38, 39, 45, 100; 52/311.1, 656.8, 663; 297/452.18**

D. 52,164 7/1918 Holstein ..... D6/493 X  
D. 157,225 2/1950 Williams ..... D6/358  
D. 179,646 2/1957 Jones et al. .... D6/376 X  
D. 347,956 6/1994 Liu ..... D6/502  
377,231 1/1888 Boreham ..... 52/663 X

*Primary Examiner*—Gary D. Watson  
*Attorney, Agent, or Firm*—Morton J. Rosenberg; David I. Klein

### [57] CLAIM

The ornamental design for a backrest for a garden bench, as shown and described.

### DESCRIPTION

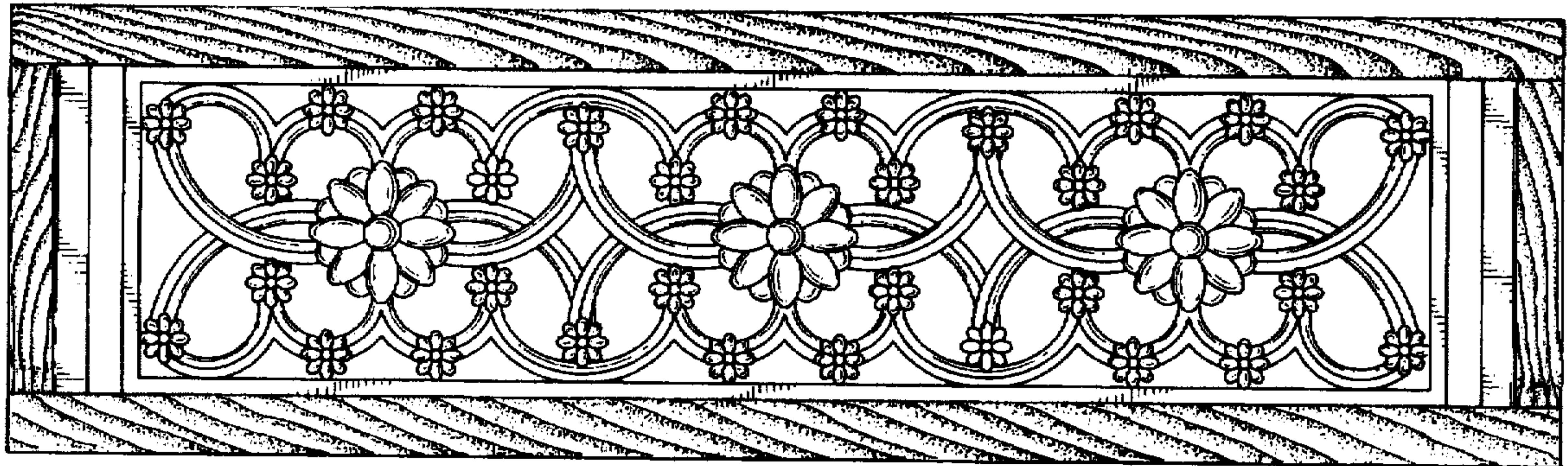
FIG. 1 is a front elevational view of a backrest for a garden bench showing my design;  
FIG. 2 is a rear elevational view thereof;  
FIG. 3 is a top plan view thereof, the opposite side being a mirror image; and,  
FIG. 4 is a right side view thereof, the opposite side being a mirror image.

### [56] References Cited

#### U.S. PATENT DOCUMENTS

D. 23,472 7/1894 McLean ..... D6/376 X

**1 Claim, 3 Drawing Sheets**






FIG. 1



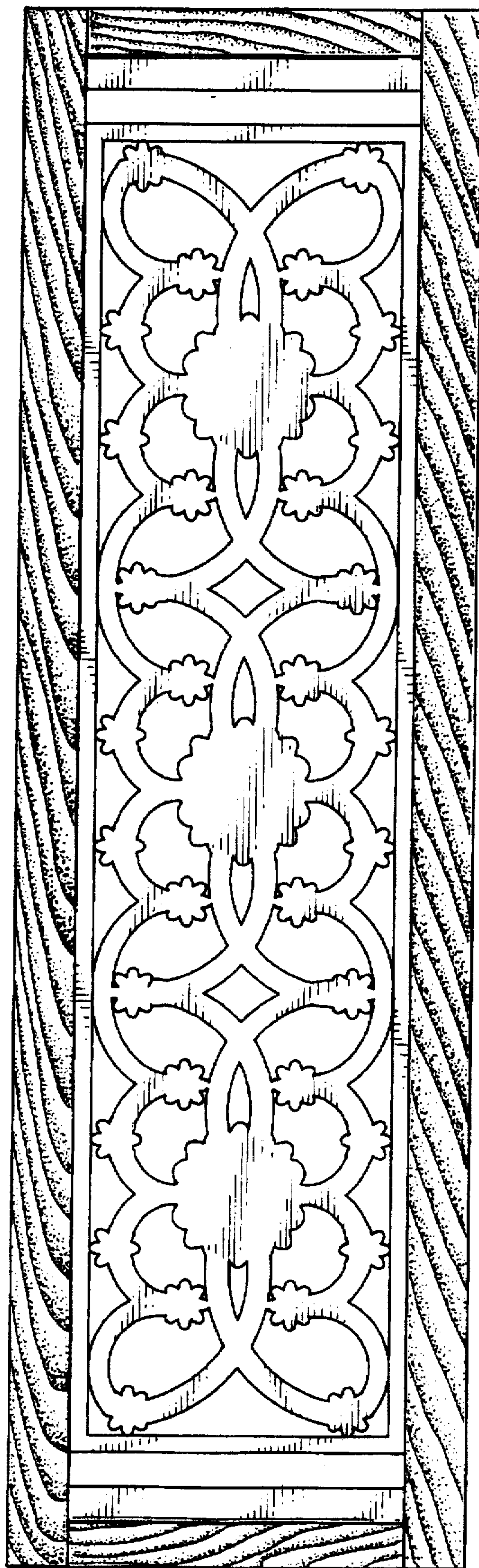


FIG. 2




FIG. 3



FIG. 4