

US00D384833S

United States Patent [19]
Kelley

[11] **Patent Number: Des. 384,833**
[45] **Date of Patent: **Oct. 14, 1997**

[54] **COMBINATION CREDENZA AND DESK**
[75] **Inventor: James O. Kelley, Spring Lake, Mich.**
[73] **Assignee: Sligh Furniture Company, Holland, Mich.**
[**] **Term: 14 Years**

D. 265,783 8/1982 Fusselman D6/426
D. 266,714 11/1982 Crespi D6/425
D. 284,337 6/1986 Papich et al. D6/430
D. 303,879 10/1989 Williams D6/397
D. 356,220 3/1995 Belisle D6/446
D. 357,599 4/1995 Kelley D6/439
D. 364,756 12/1995 Felber D6/397

[21] **Appl. No.: 57,344**
[22] **Filed: Jul. 23, 1996**

Related U.S. Application Data

[63] **Continuation of Ser. No. 421,991, Apr. 14, 1995.**
[51] **LOC (6) Cl. 06-04**
[52] **U.S. Cl. D6/397; D6/426; D6/430; D6/445; D6/446**
[58] **Field of Search D6/422-428, 396, D6/429-431; 312/194-196, 317, 309, 223.3**

[56] **References Cited**

U.S. PATENT DOCUMENTS

D. 157,781 3/1950 Pahlmann D6/397
D. 165,746 1/1952 Gaines D6/397
D. 191,209 8/1961 Palisek D6/426
D. 262,161 12/1981 Moore et al. D6/425

OTHER PUBLICATIONS

The 1988 Office Furniture Mart Catalog, p. 25; credenza on page, item "c".
Myrtle Desk Co. 1985, p. 7; credenza on page item "774CR".

Primary Examiner—Carmen H. Vales-Lado



[57] **CLAIM**

The ornamental design for a combination credenza and desk, as shown and described.

DESCRIPTION

FIG. 1 is a right front perspective view of a combination credenza and desk showing my new design;
FIG. 2 is a front elevational view thereof;
FIG. 3 is a right end elevational view thereof, the left end elevational view being a mirror image thereof;
FIG. 4 is the view of FIG. 1 with the credenza opened; and,
FIG. 5 is a plan view thereof.

1 Claim, 2 Drawing Sheets






Fig. 4




Fig. 1

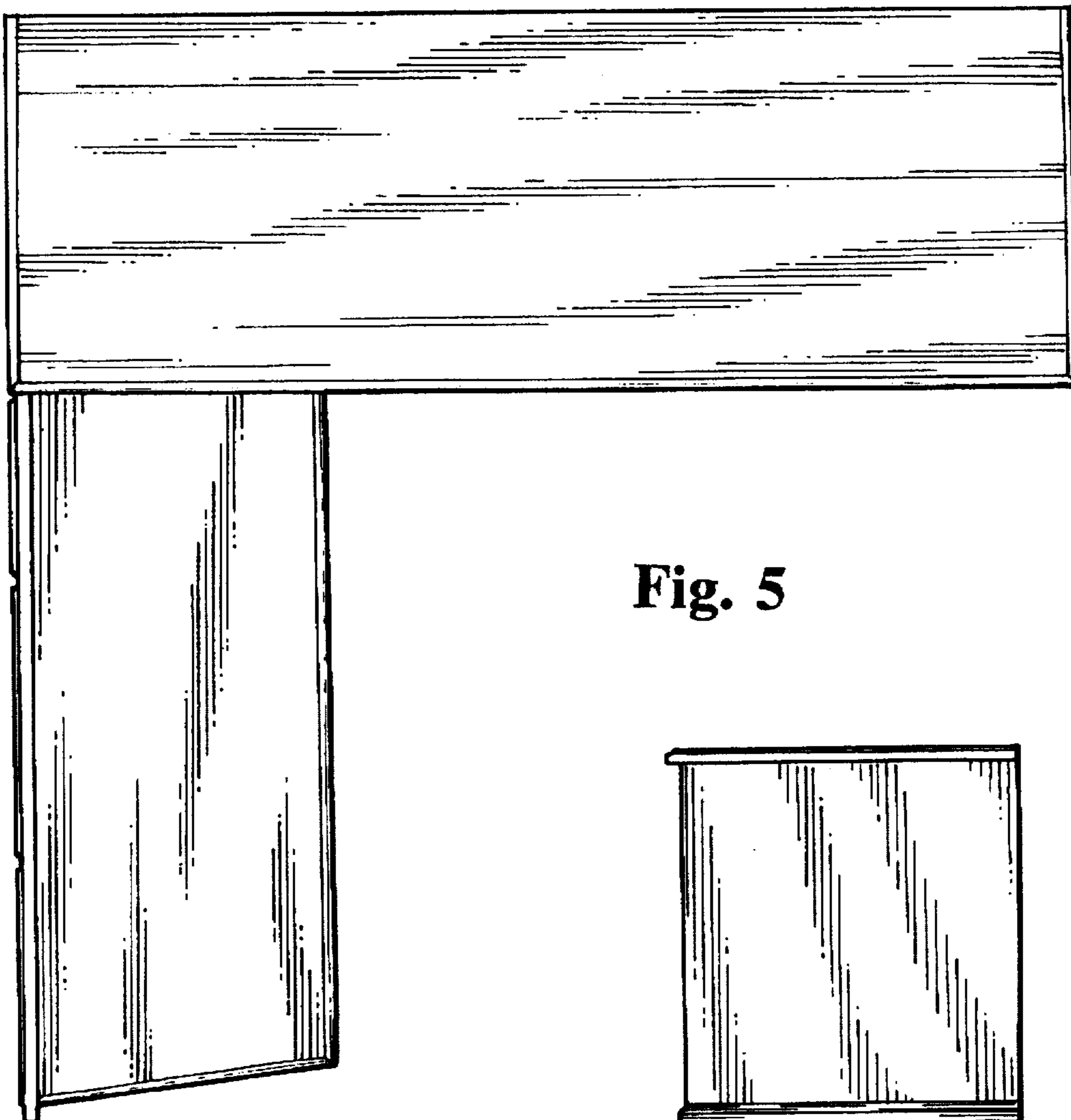


Fig. 5




Fig. 3




Fig. 2