



US00D384829S

United States Patent [19] Hutton

[11] Patent Number: **Des. 384,829**
[45] Date of Patent: ****Oct. 14, 1997**

[54] **CHAIR**

[75] Inventor: **John Hutton**, New York, N.Y.
[73] Assignee: **Donghia Furniture Company, Ltd.**
[**] Term: **14 Years**

[21] Appl. No.: **57,612**
[22] Filed: **Jul. 29, 1996**

[51] LOC (6) Cl. **06-01**
[52] U.S. Cl. **D6/379**
[58] Field of Search D6/334, 358, 374,
D6/379, 380, 500, 501, 502; 297/445.1,
446.1

[56] **References Cited**

U.S. PATENT DOCUMENTS

D. 23,066	2/1894	Peck	D6/379
D. 66,697	2/1925	McCargar	D6/379
D. 244,897	7/1977	Rocchia	D6/358
D. 263,902	4/1982	Mioni	D6/379

OTHER PUBLICATIONS

Victorian Galleries, Chair #205 at right.
Chairs & Couches by Curtis ©1977, p. 63, Chair at bottom left.
Interiors, Oct. 1984, p. 34, Chair #5042 at bottom center.
Smith & Watson, Chair p. 102 #D-317 at top left.

Primary Examiner—Gary D. Watson
Attorney, Agent, or Firm—Kenyon & Kenyon


[57] **CLAIM**

The ornamental design for a chair, as shown and described.

DESCRIPTION

FIG. 1 is a perspective view of a chair showing my new design;
FIG. 2 is a front elevational view thereof;
FIG. 3 is a top plan view thereof;
FIG. 4 is a right side elevational view thereof, the left side being a mirror image thereof; and,
FIG. 5 is a rear elevational view thereof.
FIGS. 2 through 5 have been shown on a reduced scale with respect to FIG. 1.

1 Claim, 3 Drawing Sheets






FIG. 1

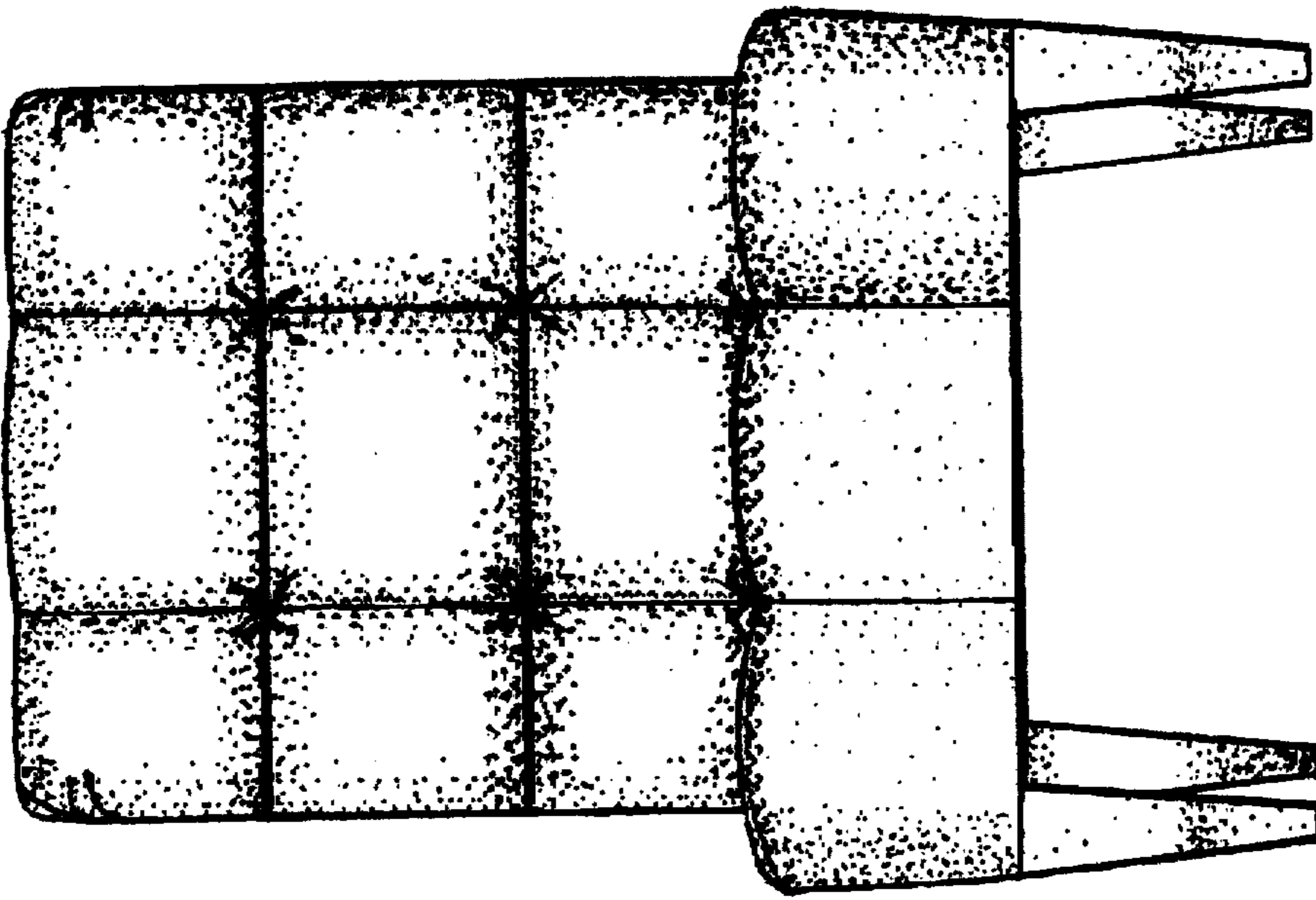


FIG. 3

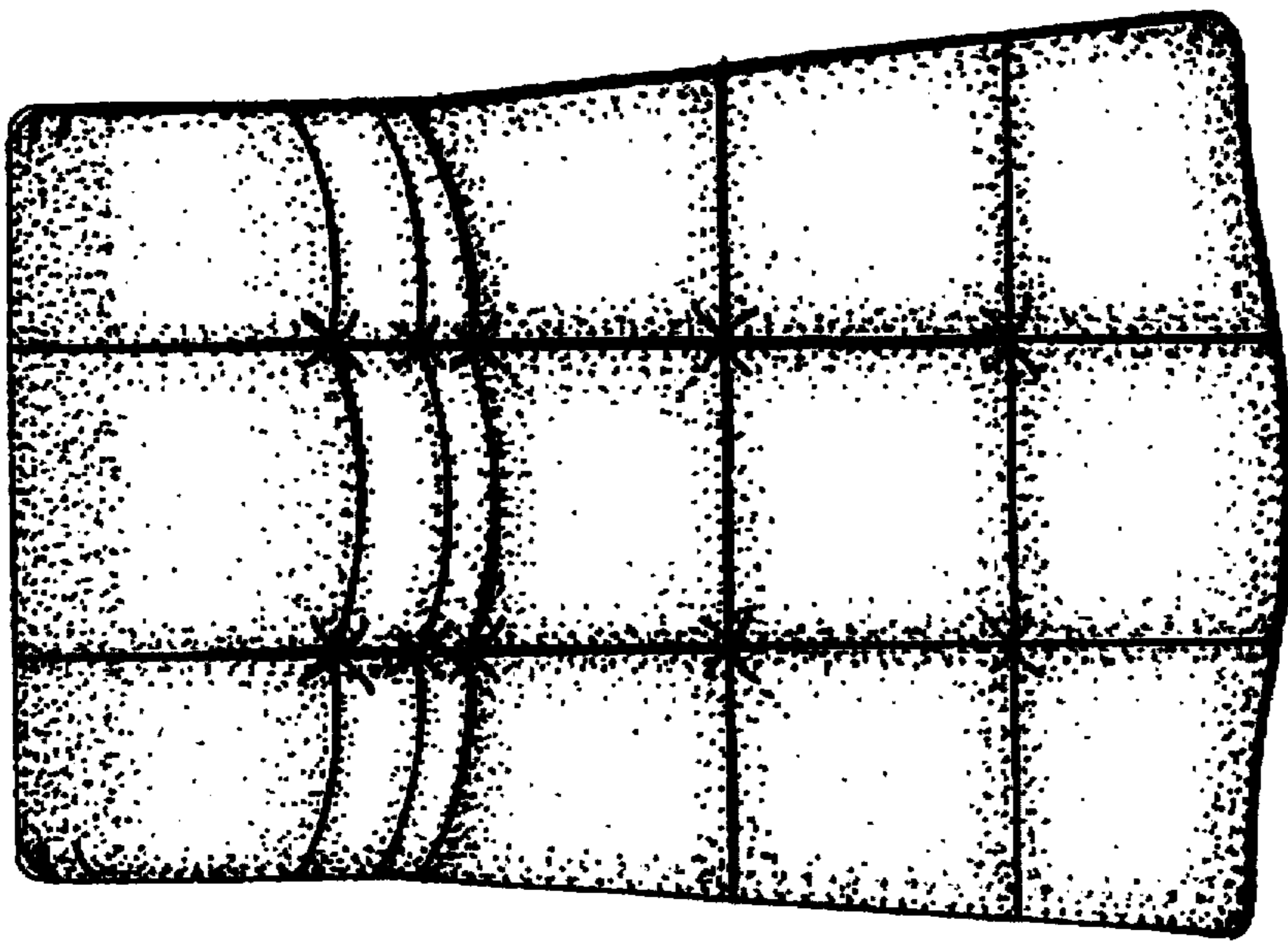


FIG. 2

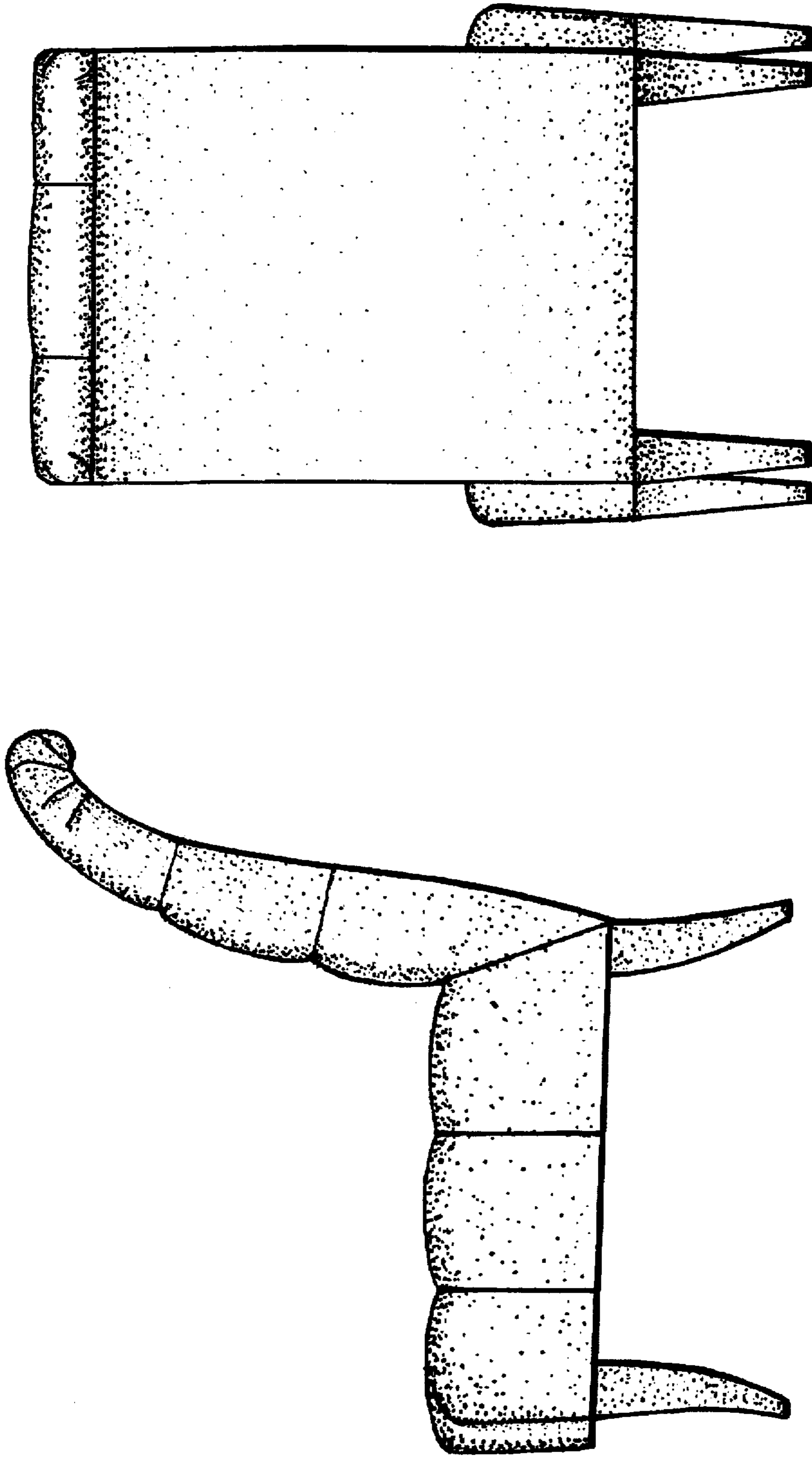


FIG. 4

FIG. 5

UNITED STATES PATENT AND TRADEMARK OFFICE
CERTIFICATE OF CORRECTION

PATENT NO. : Des.384,829
DATED : Oct. 14, 1997
INVENTOR(S) : Hutton


Page 1 of 5

It is certified that error appears in the above-identified patent and that said Letters Patent is hereby corrected as shown below:

The title page should be deleted to appear as per attached title page.

Please delete drawing sheets 1-3 and substitute drawing sheets 1-3 as per attached.

Signed and Sealed this
Eighth Day of June, 1999



Q. TODD DICKINSON

Acting Commissioner of Patents and Trademarks

Attest:

Attesting Officer

United States Patent [19]
Hutton

[11] **Patent Number:** **Des. 384,829**
[45] **Date of Patent:** ****Oct. 14, 1997**

[54] **CHAIR**

[75] **Inventor:** **John Hutton**, New York, N.Y.

[73] **Assignee:** **Donghia Furniture Company, Ltd.**

[**] **Term:** **14 Years**

[21] **Appl. No.:** **57,612**

[22] **Filed:** **Jul. 29, 1996**

[51] **LOC (6) Cl.** **06-01**

[52] **U.S. Cl.** **D6/379**

[58] **Field of Search** D6/334, 358, 374,
D6/379, 380, 500, 501, 502; 297/445.1,
446.1

[56] **References Cited**

U.S. PATENT DOCUMENTS

D. 23,066	2/1894	Peck	D6/379
D. 66,697	2/1925	McCargar	D6/379
D. 244,897	7/1977	Rocchia	D6/358
D. 263,902	4/1982	Mioni	D6/379

OTHER PUBLICATIONS

Victorian Galleries, Chair #205 at right.
Chairs & Couches by Curtis ©1977, p. 63, Chair at bottom left.

Interiors, Oct. 1984, p. 34, Chair #5042 at bottom center.
Smith & Watson, Chair p. 102 #D-317 at top left.

Primary Examiner—Gary D. Watson

Attorney, Agent, or Firm—Kenyon & Kenyon

[57] **CLAIM**

The ornamental design for a chair, as shown and described.

DESCRIPTION

FIG. 1 is a perspective view of a chair showing my new design;

FIG. 2 is a front elevational view thereof;

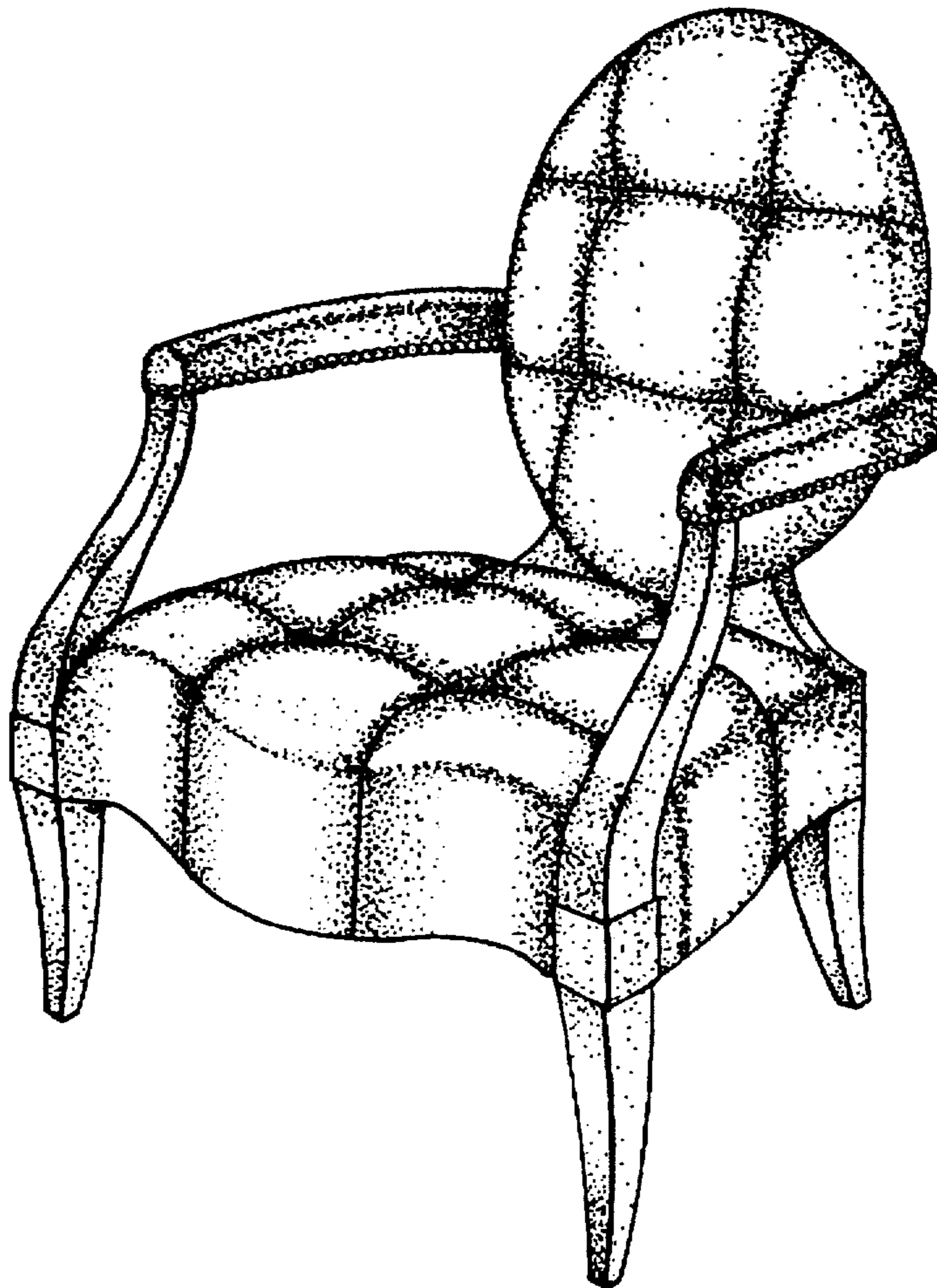
FIG. 3 is a top plan view thereof;

FIG. 4 is a right side elevational view thereof, the left side being a mirror image thereof; and,

FIG. 5 is a rear elevational view thereof.

FIGS. 2 through 5 have been shown on a reduced scale with respect to FIG. 1.

1 Claim, 3 Drawing Sheets



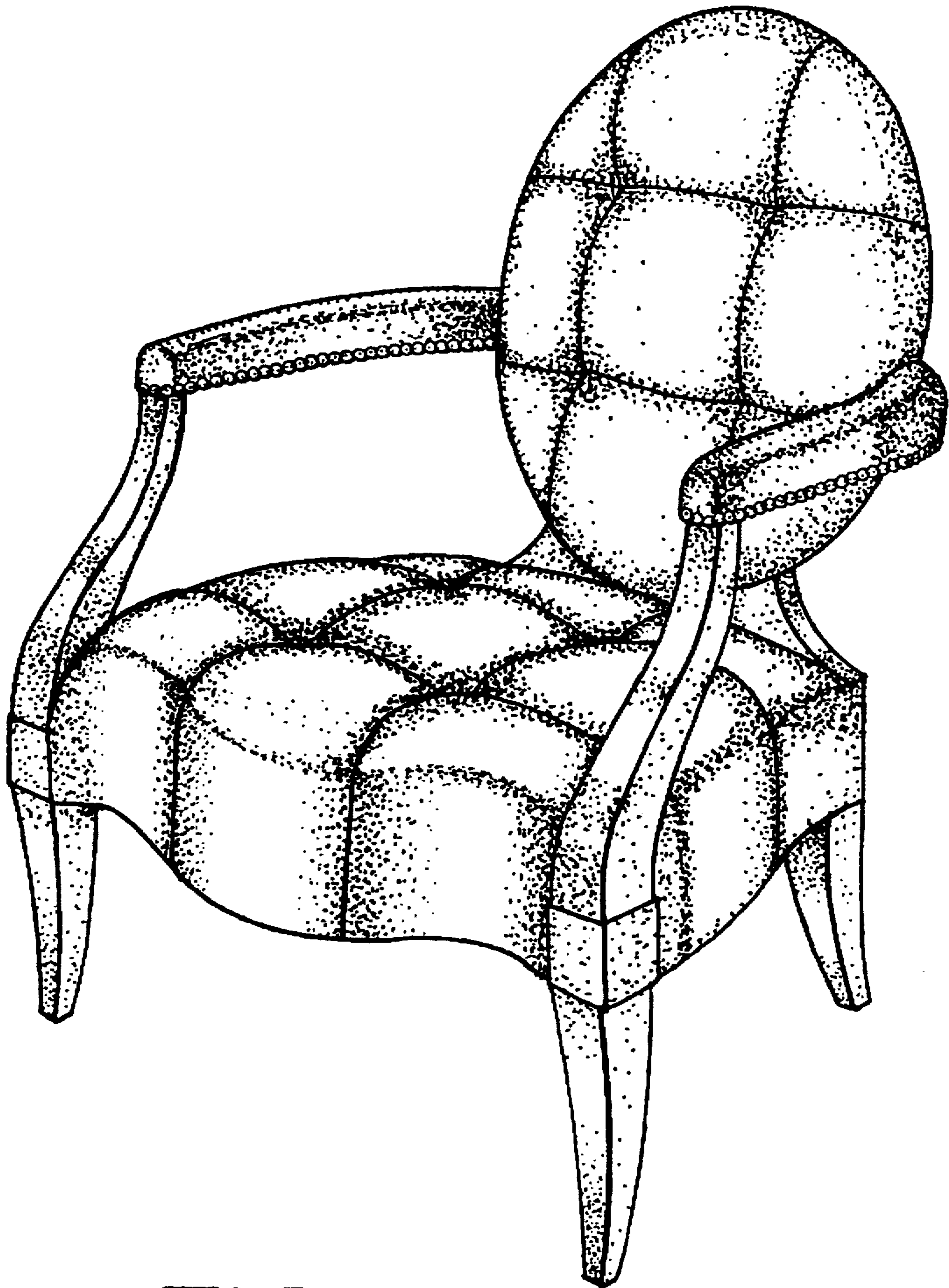


FIG. 1

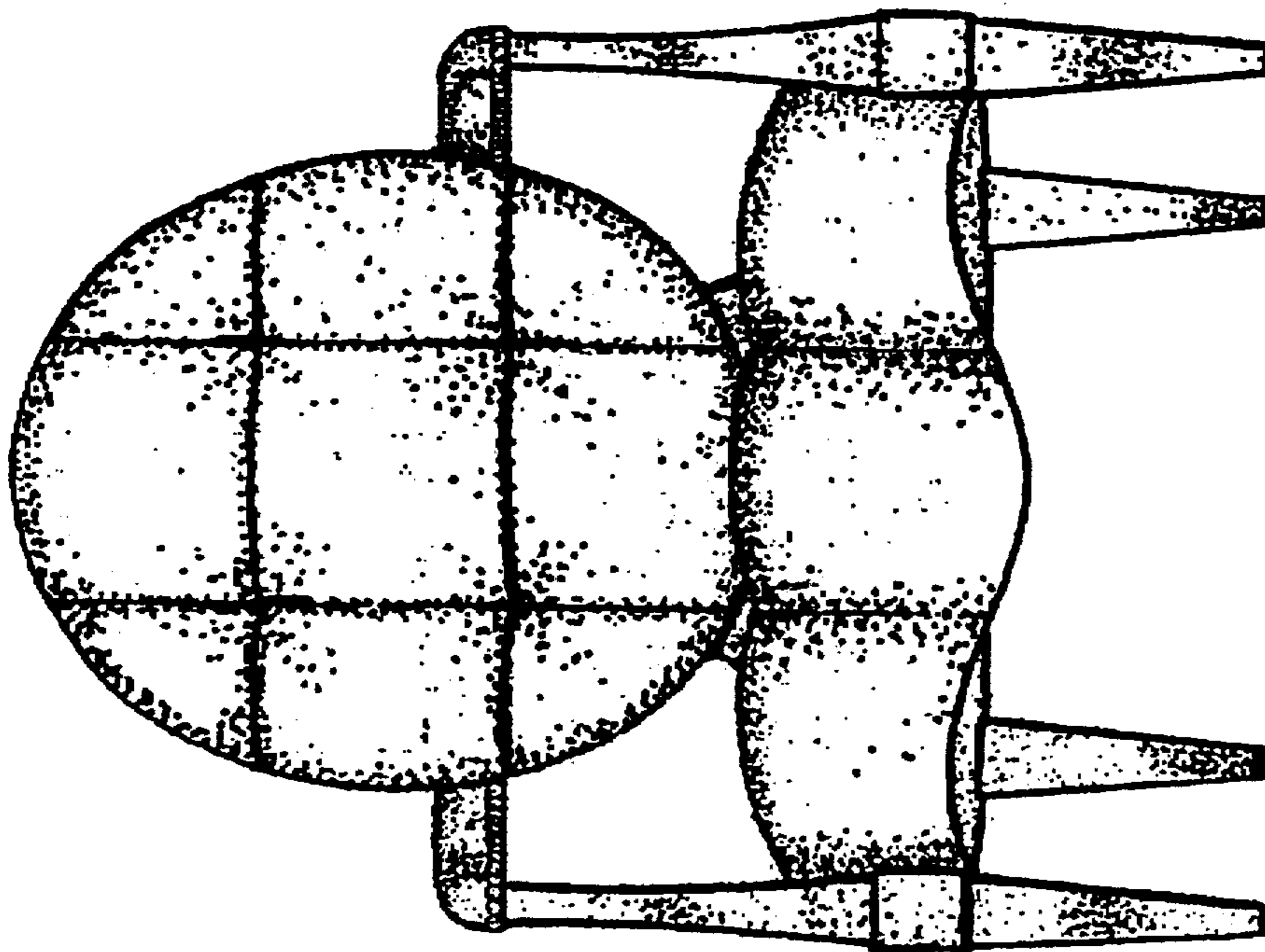


FIG. 2

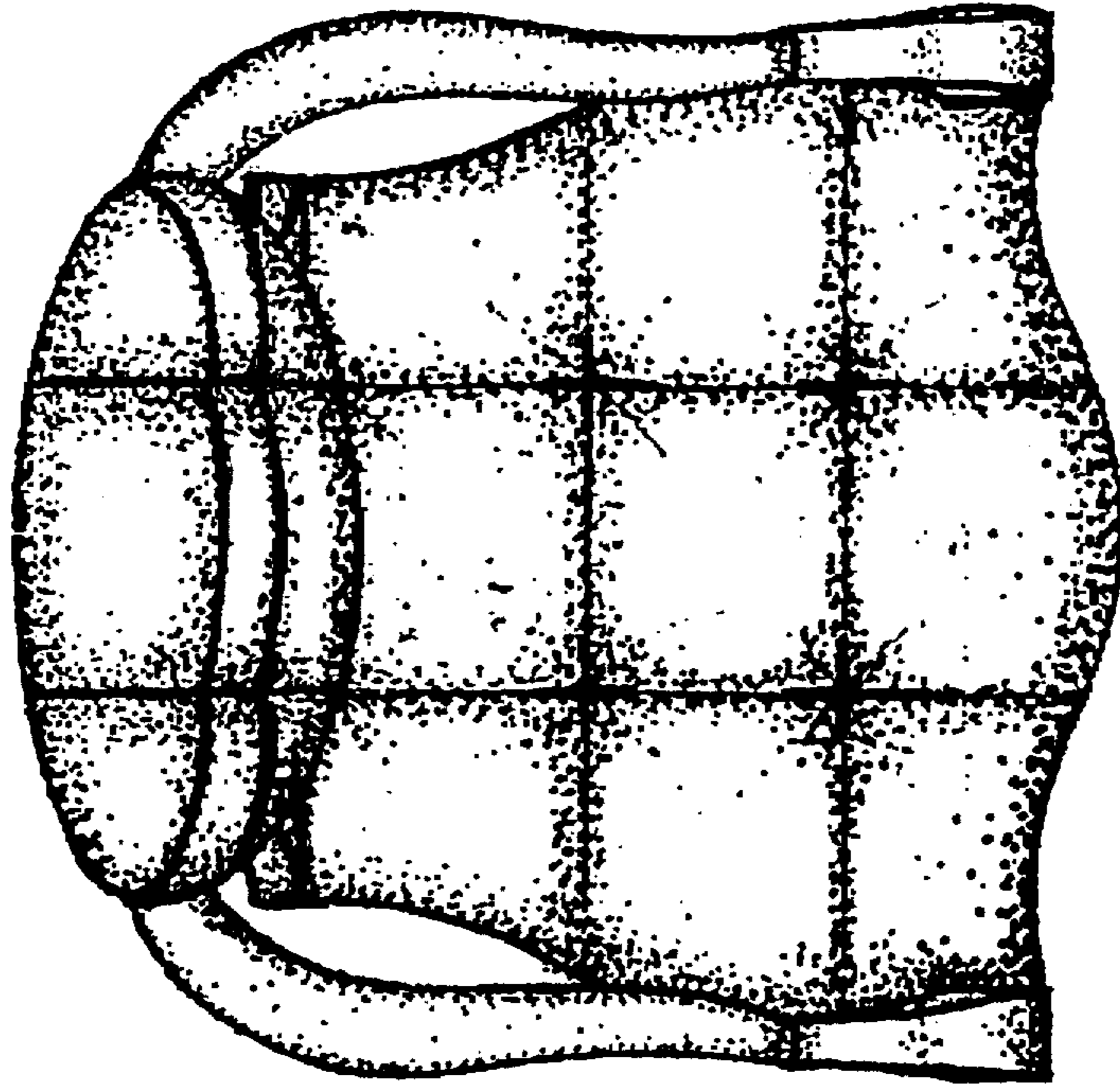


FIG. 3

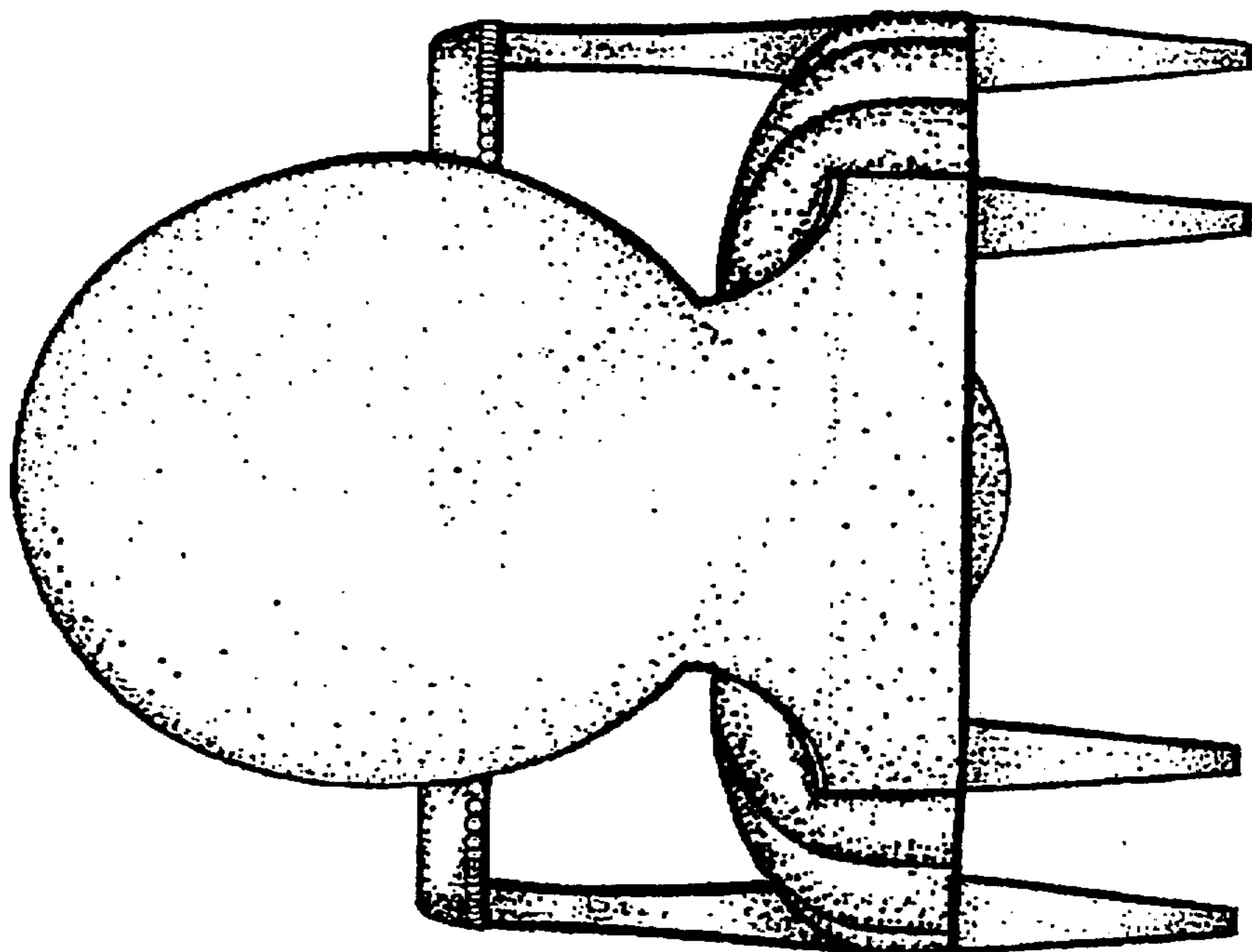


FIG. 5

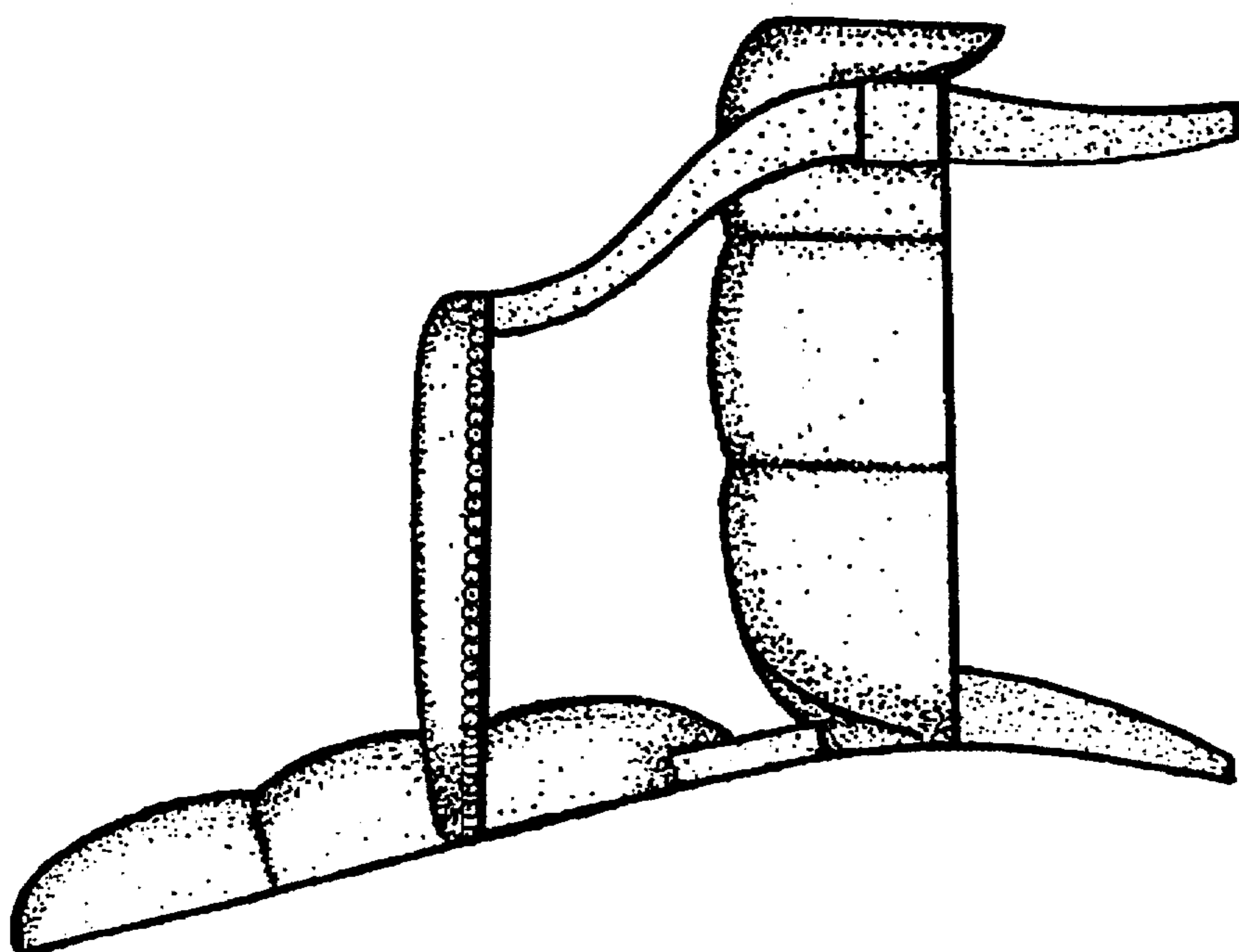


FIG. 4