



US00D384825S

**United States Patent** [19]  
**Hooworth**

[11] **Patent Number: Des. 384,825**  
[45] **Date of Patent: \*\*Oct. 14, 1997**

[54] **GARMENT HANGER**

[75] **Inventor: Allan James Hooworth**, Hawthorn, Australia

[73] **Assignee: Protective Image Pty. Ltd.**, South Melbourne, Australia

[\*\*] **Term: 14 Years**

[21] **Appl. No.: 42,996**

[22] **Filed: Aug. 14, 1995**

[30] **Foreign Application Priority Data**

Feb. 13, 1995 [AU] Australia ..... 425/95

[51] **LOC (6) Cl. .... 06-08**

[52] **U.S. Cl. .... D6/319**

[58] **Field of Search .... D6/319; 211/113; 223/85, 88, 92, 95, 87**

[56] **References Cited**

**U.S. PATENT DOCUMENTS**

D. 134,980	2/1943	Benner	.....	D6/319
1,470,925	10/1923	Klein et al.	.....	D6/319
2,328,142	8/1943	Hanauer	.....	223/87
3,055,565	9/1962	Hollingsworth	.....	D6/319

**OTHER PUBLICATIONS**

Design Application Serial No. 29/038,449, filed May 5, 1995.

*Primary Examiner*—B. J. Bullock  
*Attorney, Agent, or Firm*—Arnold, White & Durkee


[57] **CLAIM**

The ornamental design for a garment hanger, as shown and described.

**DESCRIPTION**

FIG. 1 is a front view of the garment hanger showing the new and ornamental design;  
FIG. 2 is a rear view of the garment hanger of FIG. 1;  
FIG. 3 is a left side view of the garment hanger of FIG. 1. The other side of the garment hanger being substantially a mirror image;  
FIG. 4 is a reduced rear perspective view of the garment hanger of FIG. 1;  
FIG. 5 is a reduced front perspective view of the garment hanger of FIG. 1;  
FIG. 6 is a top view of the garment hanger of FIG. 1; and,  
FIG. 7 is an underside view of the garment hanger of FIG. 1.

**1 Claim, 7 Drawing Sheets**



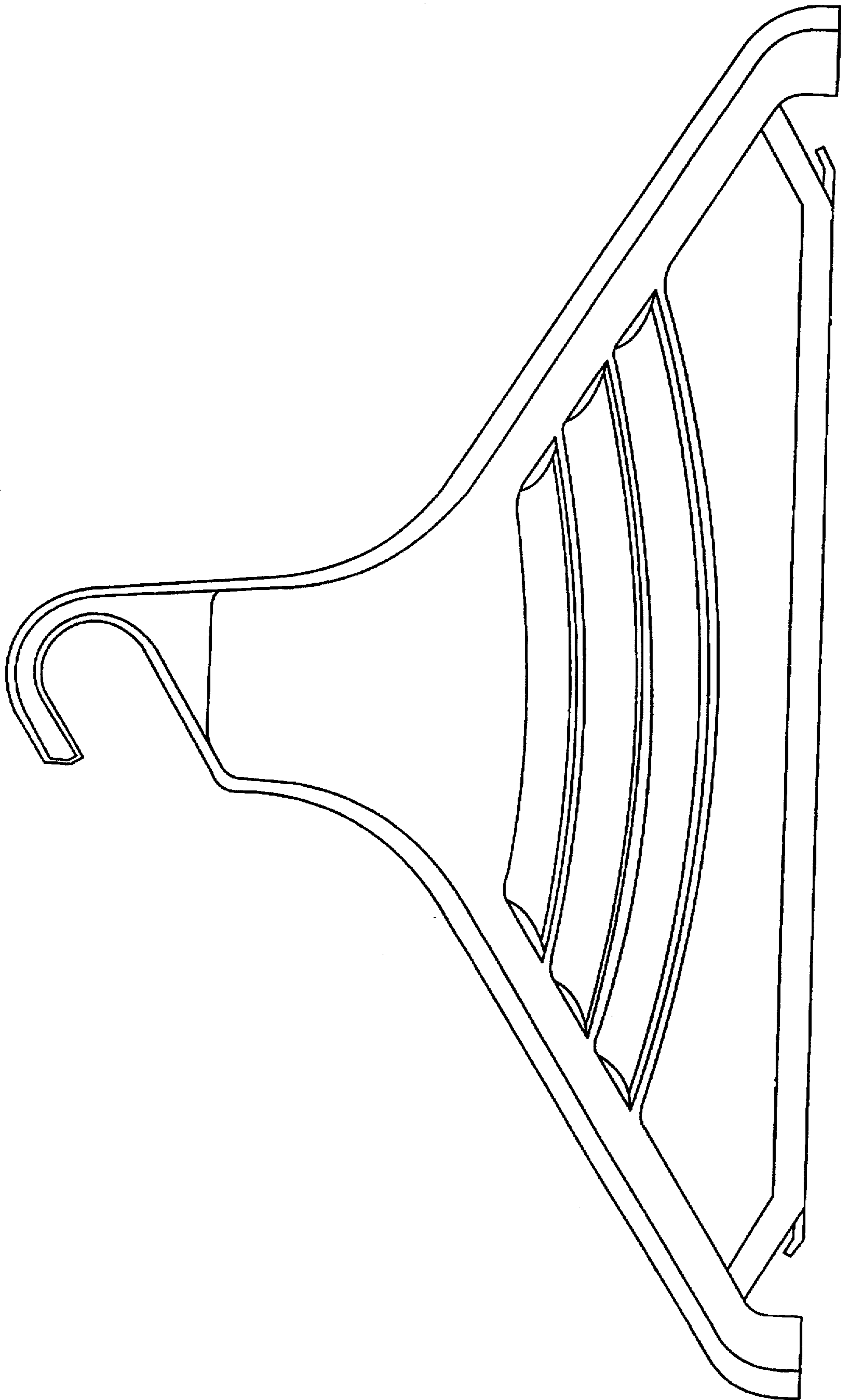


FIG. 1

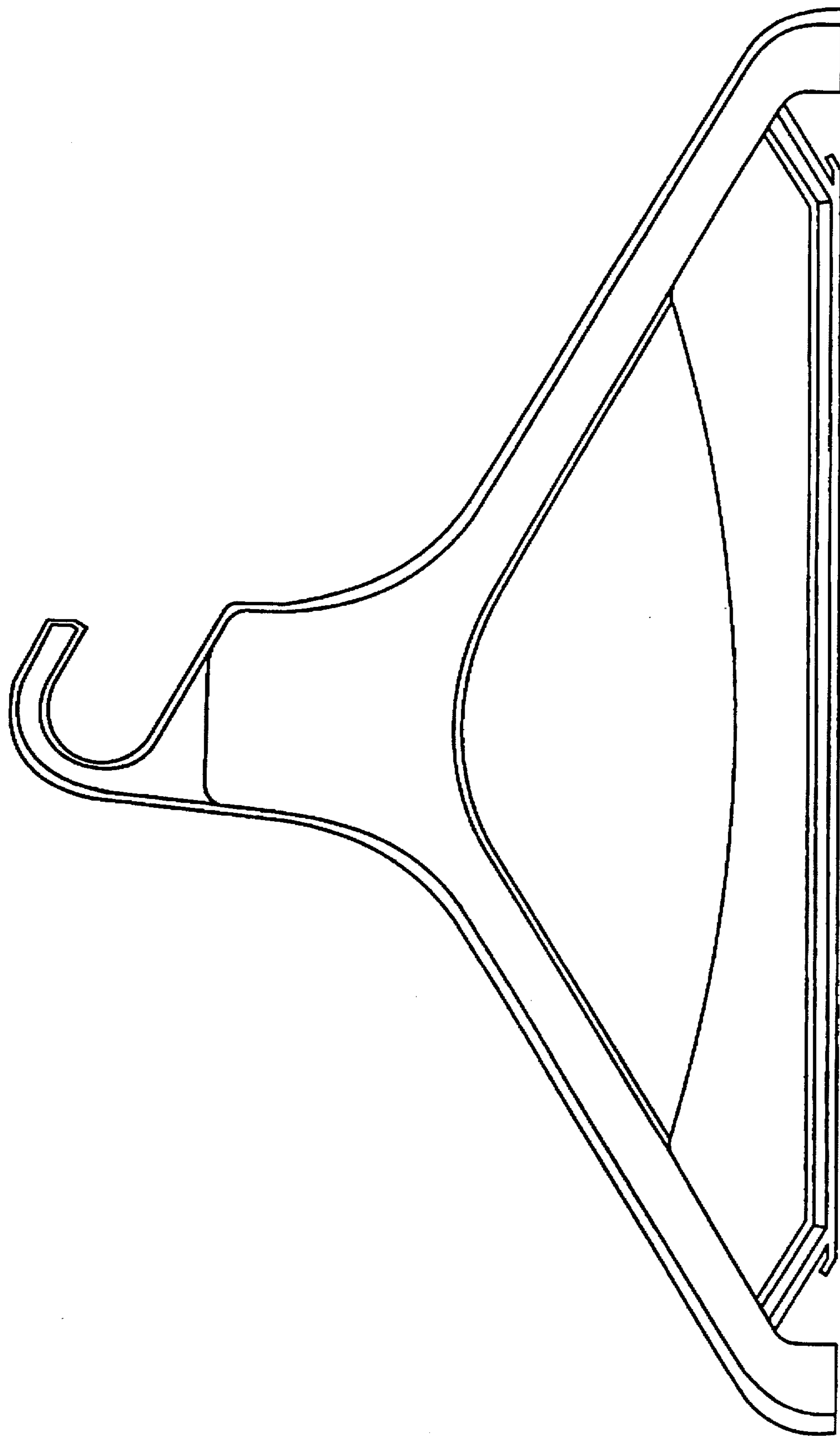


FIG. 2




FIG. 3

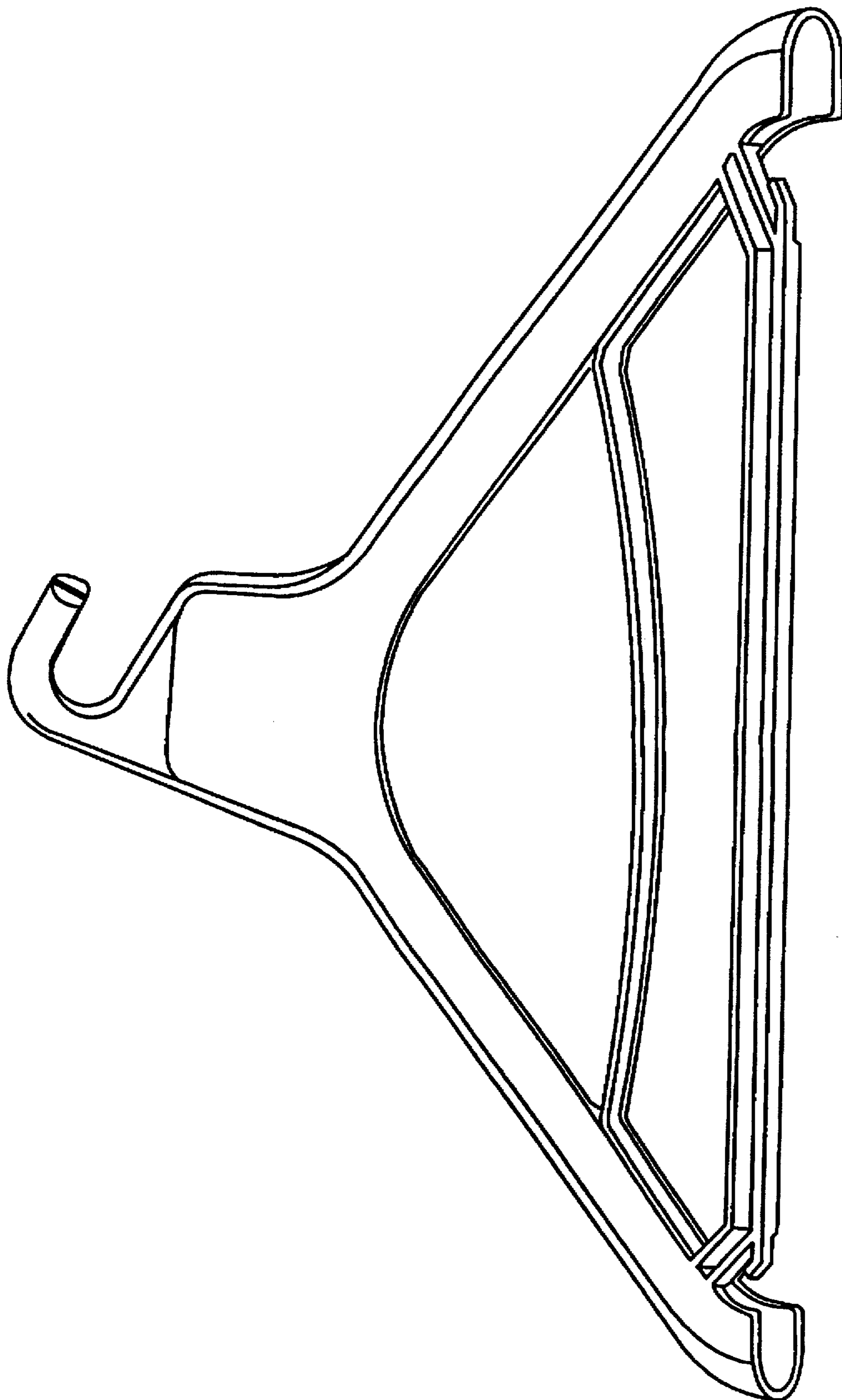


FIG. 4

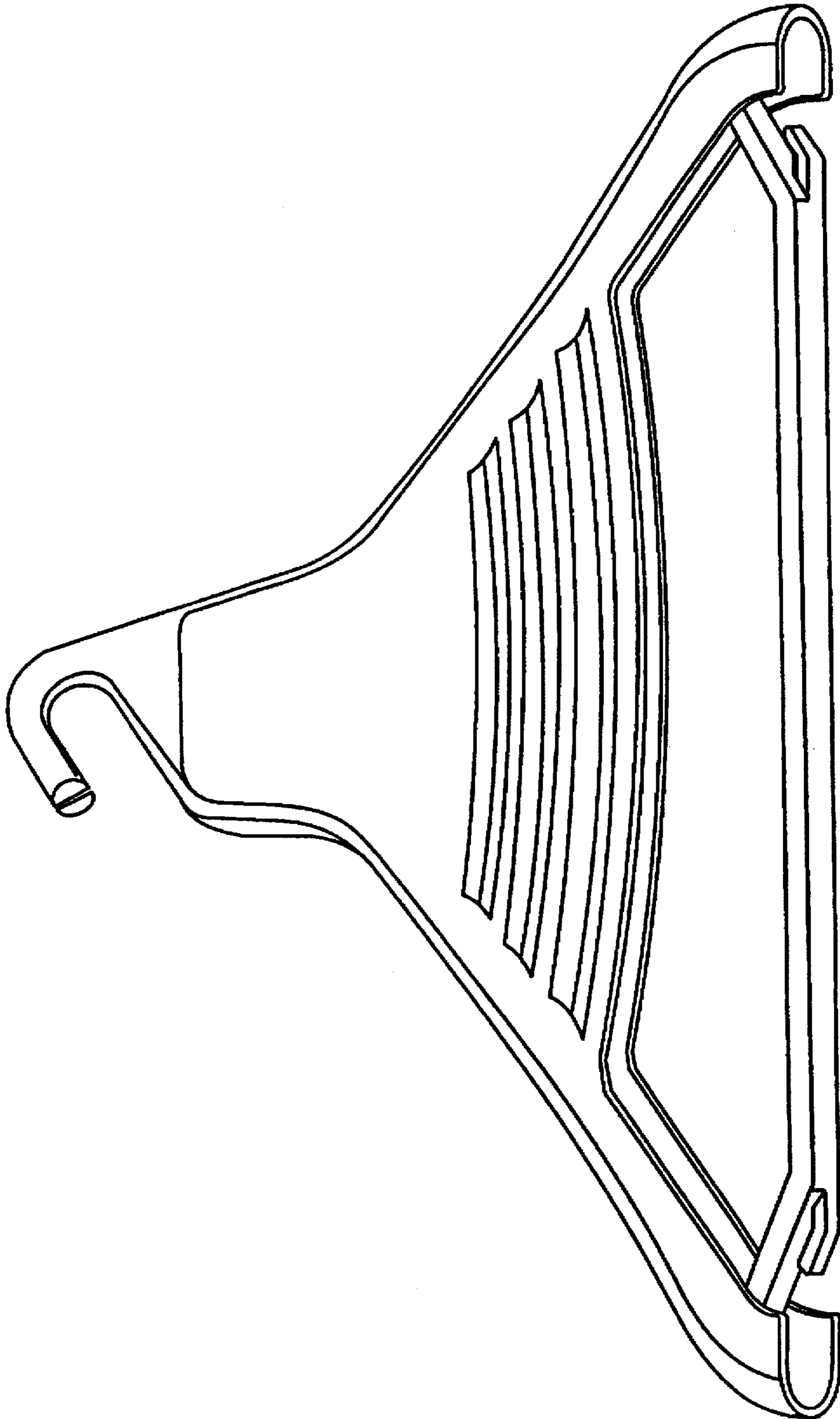


FIG. 5




FIG. 6

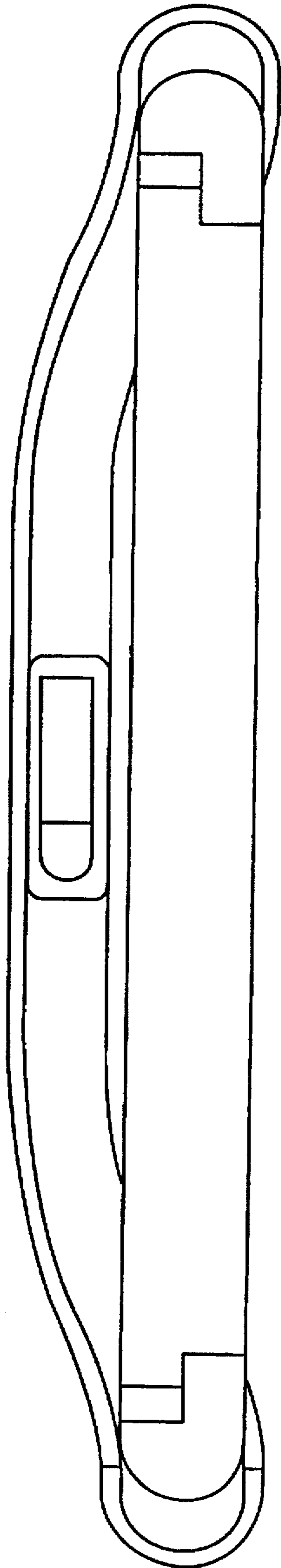


FIG. 7