



US00D384803S

# United States Patent [19]

[11] Patent Number: **Des. 384,803**

Avar

[45] Date of Patent: **\*\*Oct. 14, 1997**

[54] **ELEMENT OF A SHOE SOLE**

[75] Inventor: **Eric P. Avar**, Aloha, Oreg.  
[73] Assignee: **Nike, Inc.**, Beaverton, Oreg.  
[\*\*] Term: **14 Years**

D. 369,897 5/1996 Worthington .  
D. 370,992 6/1996 Preskar et al. .... D2/902  
D. 374,340 10/1996 Avar .  
D. 378,011 2/1997 Lucas ..... D2/947  
4,817,304 4/1989 Parker et al. .... 36/114  
4,881,329 11/1989 Crowley .  
5,048,203 9/1991 Kling .  
5,377,430 1/1995 Hatfield et al. .

[21] Appl. No.: **61,930**  
[22] Filed: **Nov. 4, 1996**

[51] LOC (6) Cl. .... **02-99**  
[52] U.S. Cl. .... **D2/972**  
[58] Field of Search ..... D2/896, 902, 907,  
D2/972, 946, 947, 976, 969, 977; 36/114,  
116, 45, 47, 48, 50.1

### OTHER PUBLICATIONS

Late Spring 1997, Nike Footwear Catalog, pp. 6,34,38,42, 45,48,54,97,173,182,190,210, Published Sep. 1996.  
Spring 1997, Nike Footwear Catalog, p. 131, Published Jun. 1996.  
Holiday 1996, Nike Footwear Catalog, p. 135, Published Mar. 1996.

*Primary Examiner*—Dominic Simone  
*Attorney, Agent, or Firm*—Banner & Witcoff, Ltd.

[56] **References Cited**

#### U.S. PATENT DOCUMENTS

D. 261,446 10/1981 Schmohl .  
D. 262,496 1/1982 DeCoster .  
D. 262,581 1/1982 Chevallereau .  
D. 263,518 3/1982 Cohen .  
D. 265,436 7/1982 Vermonet .  
D. 296,149 6/1988 Diaz .  
D. 301,385 6/1989 Weiner .  
D. 301,386 6/1989 Weiner .  
D. 306,372 3/1990 Diaz .  
D. 311,635 10/1990 Claveria .  
D. 329,126 9/1992 Hatfield ..... D2/972  
D. 331,312 12/1992 Close .  
D. 334,650 4/1993 Teague ..... D2/977  
D. 346,061 4/1994 Teague .  
D. 346,899 5/1994 Hatfield et al. .  
D. 347,318 5/1994 Avar ..... D2/977  
D. 348,150 6/1994 Lucas ..... D2/977  
D. 350,013 8/1994 Gitelman .  
D. 350,637 9/1994 Mitsui .

[57] **CLAIM**

The ornamental design for an element of a shoe sole, as shown and described.

### DESCRIPTION

FIG. 1 is a side elevational view of an element of shoe sole showing my new design;  
FIG. 2 is a front elevational view thereof;  
FIG. 3 is a rear elevational view thereof;  
FIG. 4 is a side elevational view of the other side thereof; and,  
FIG. 5 is a top plan view thereof.  
The broken line showing of a shoe upper and the remaining portion of the shoe sole shown in FIGS. 1-5 is for illustrative purposes only and forms no part of the claimed design.

**1 Claim, 2 Drawing Sheets**



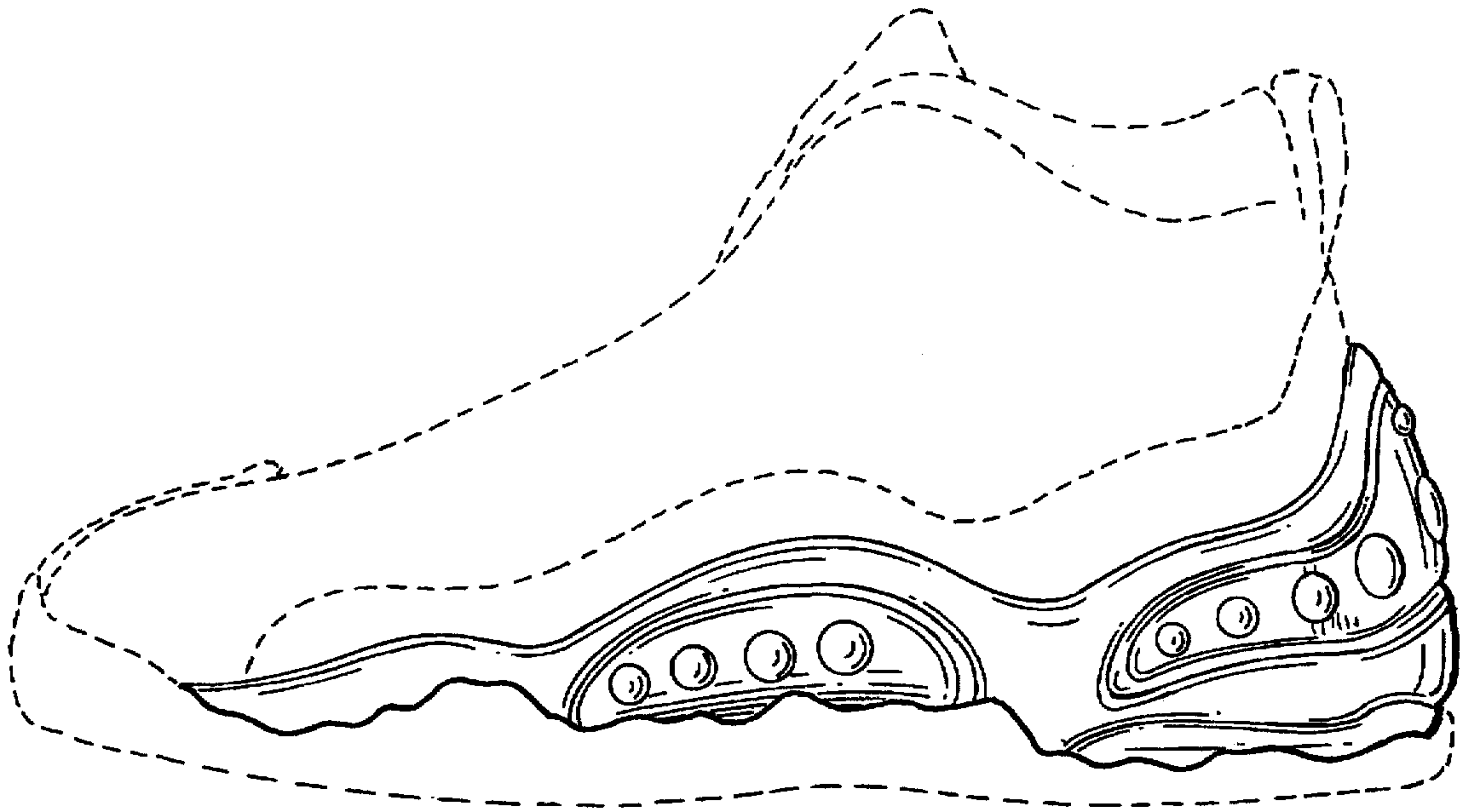


FIG. 1

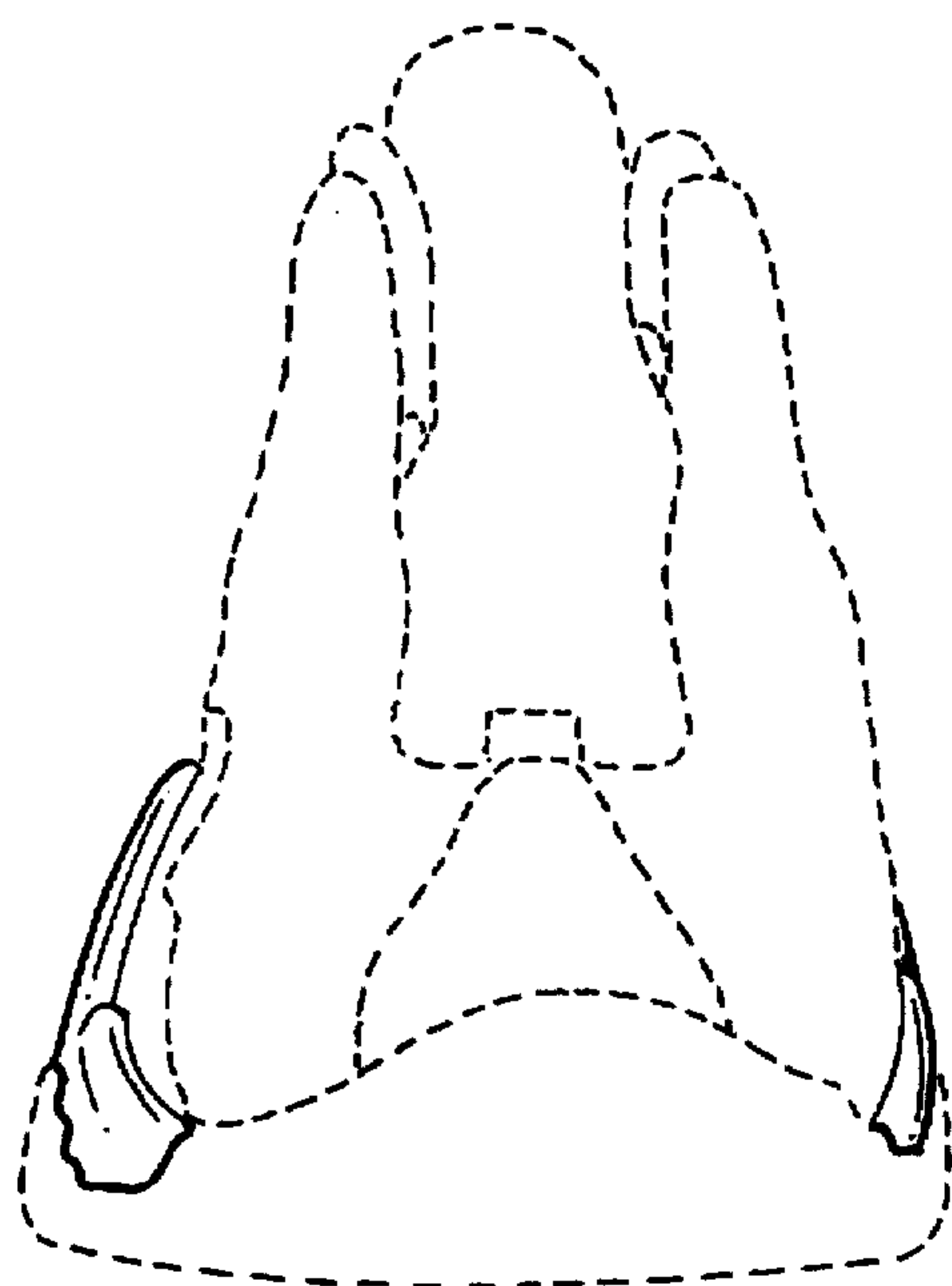


FIG. 2

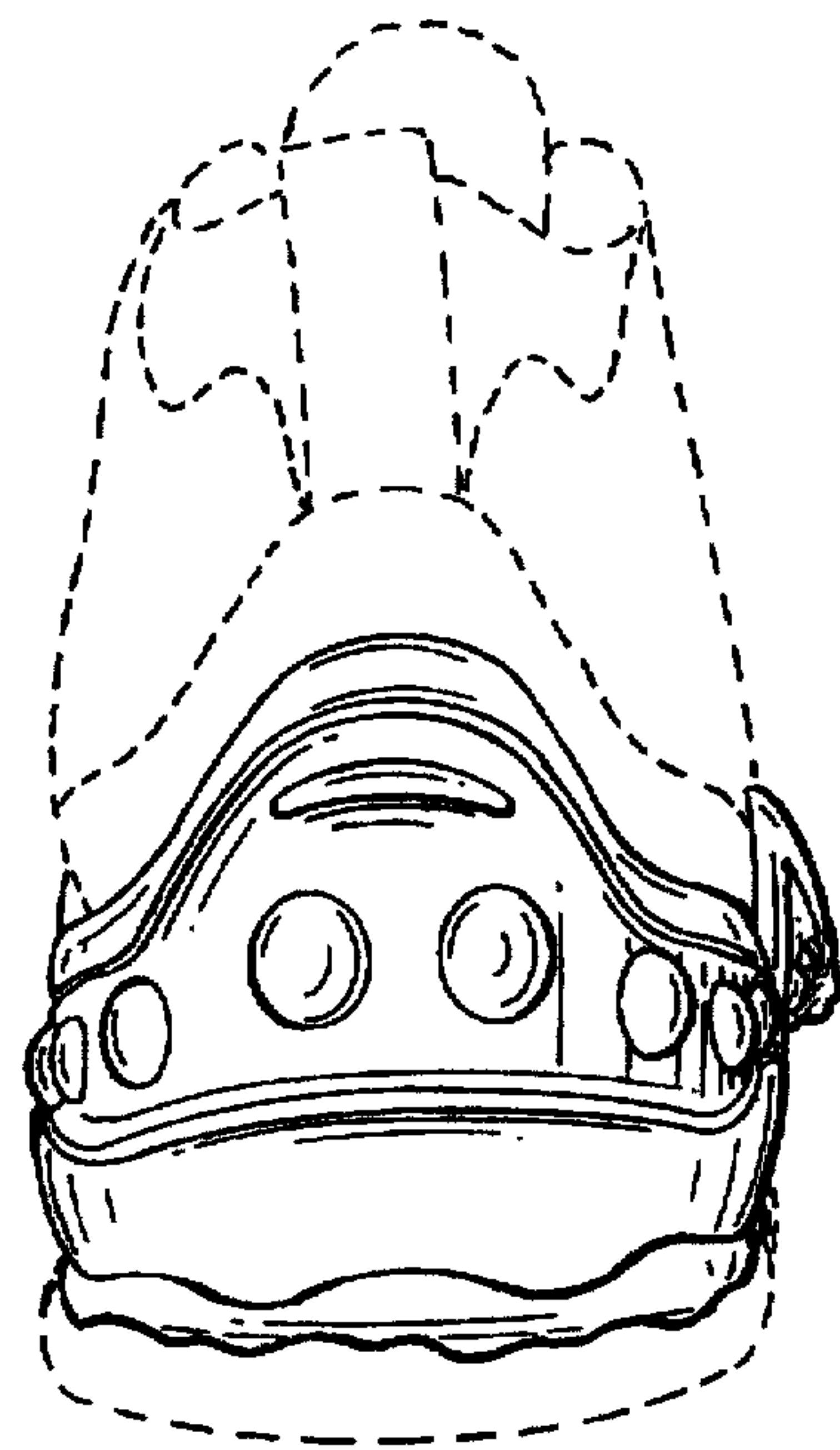


FIG. 3

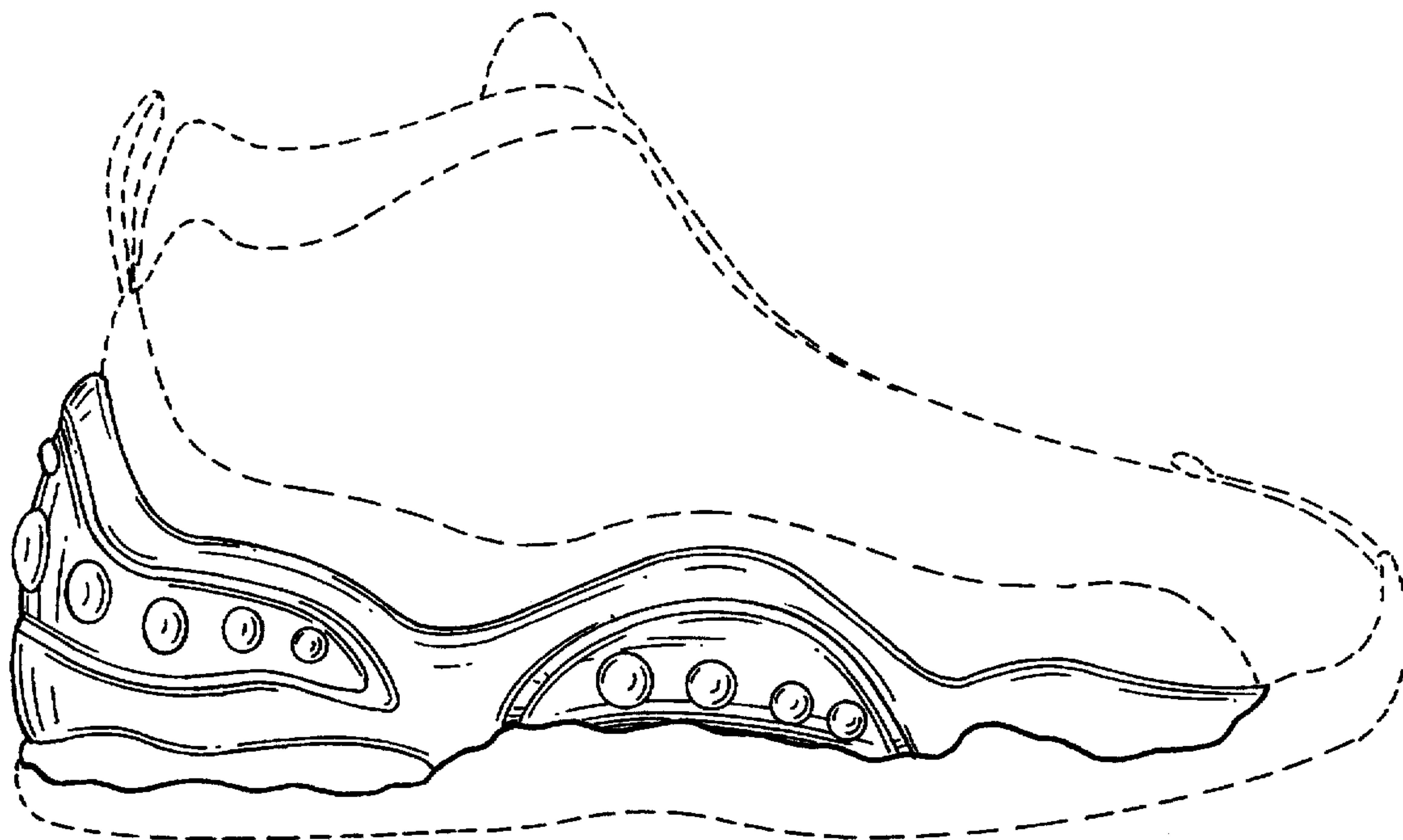


FIG. 4

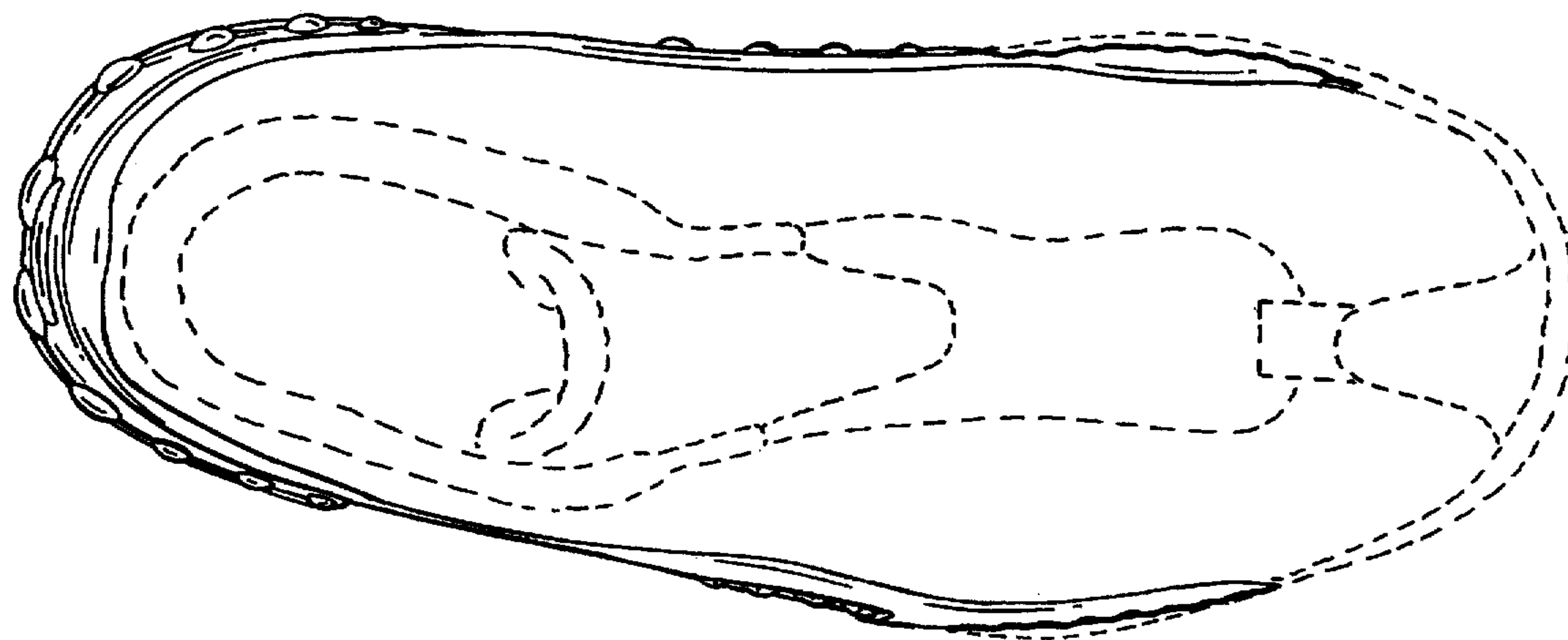


FIG. 5