



US00D384798S

# United States Patent [19] Gray

[11] Patent Number: Des. 384,798  
[45] Date of Patent: \*\*Oct. 14, 1997

[54] ELEMENT OF A SHOE SOLE  
[75] Inventor: Thomas J. Gray, Portland, Oreg.  
[73] Assignee: Nike, Inc., Beaverton, Oreg.  
[\*\*] Term: 14 Years  
[21] Appl. No.: 61,898  
[22] Filed: Nov. 1, 1996  
[51] LOC (6) Cl. .... 02-04  
[52] U.S. Cl. .... D2/964; D2/959  
[58] Field of Search ..... D2/897, 902, 906,  
D2/908, 914, 916, 919, 946-960, 962,  
964; D12/147, 85, 101, 103, 104, 106,  
113-115, 124, 126, 127-130, 3 B, 11.5,  
12-15, 22 R, 25 R, 30 R, 32 R, 32 A, 33,  
172

[56] **References Cited**

**U.S. PATENT DOCUMENTS**

D. 68,144	9/1925	Johnson	.....	D2/949
D. 255,176	6/1980	Fuzita	.	
D. 297,186	8/1988	Swett	.....	D2/955
D. 339,909	10/1993	Hatfield	.....	D2/954
D. 354,161	1/1995	Dyer et al.	.	
4,259,792	4/1981	Halberstadt	.....	36/28
4,694,591	9/1987	Banich et al.	.	
5,319,866	6/1994	Foley et al.	.	

**OTHER PUBLICATIONS**

Nike Holiday 1993 Footwear Catalog, p. 4, published Mar. 1993.  
Nike Fall 1994 Footwear Catalog, p. 48, published Nov. 1993.  
Nike Holiday 1994 Footwear Catalog, p. 10, published Mar. 1994.

Nike Late Spring 1995 Footwear Catalog, pp. 75, 76, published Sep. 1994.  
Nike Spring 1995 Footwear Catalog, p. 3, published Jun. 1994.  
Nike Holiday 1995 Footwear Catalog, pp. 5, 6, 78, published Mar. 1995.  
Nike Late Spring 1996 Footwear Catalog, p. 127, published Aug. 1995.  
Nike Fall 1996 Footwear Catalog, pp. 19, 21, 46, 147, published Dec. 1995.  
Nike Holiday 1996 Footwear Catalog, pp. 10, 109, published Mar. 1996.  
Nike Spring 1997 Footwear Catalog, p. 8, published Jun. 1996.  
Nike Late Spring 1997 Footwear Catalog, pp. 10, 54, 159, published Sep. 1996.

*Primary Examiner*—Celia Murphy  
*Attorney, Agent, or Firm*—Banner & Witcoff, Ltd.

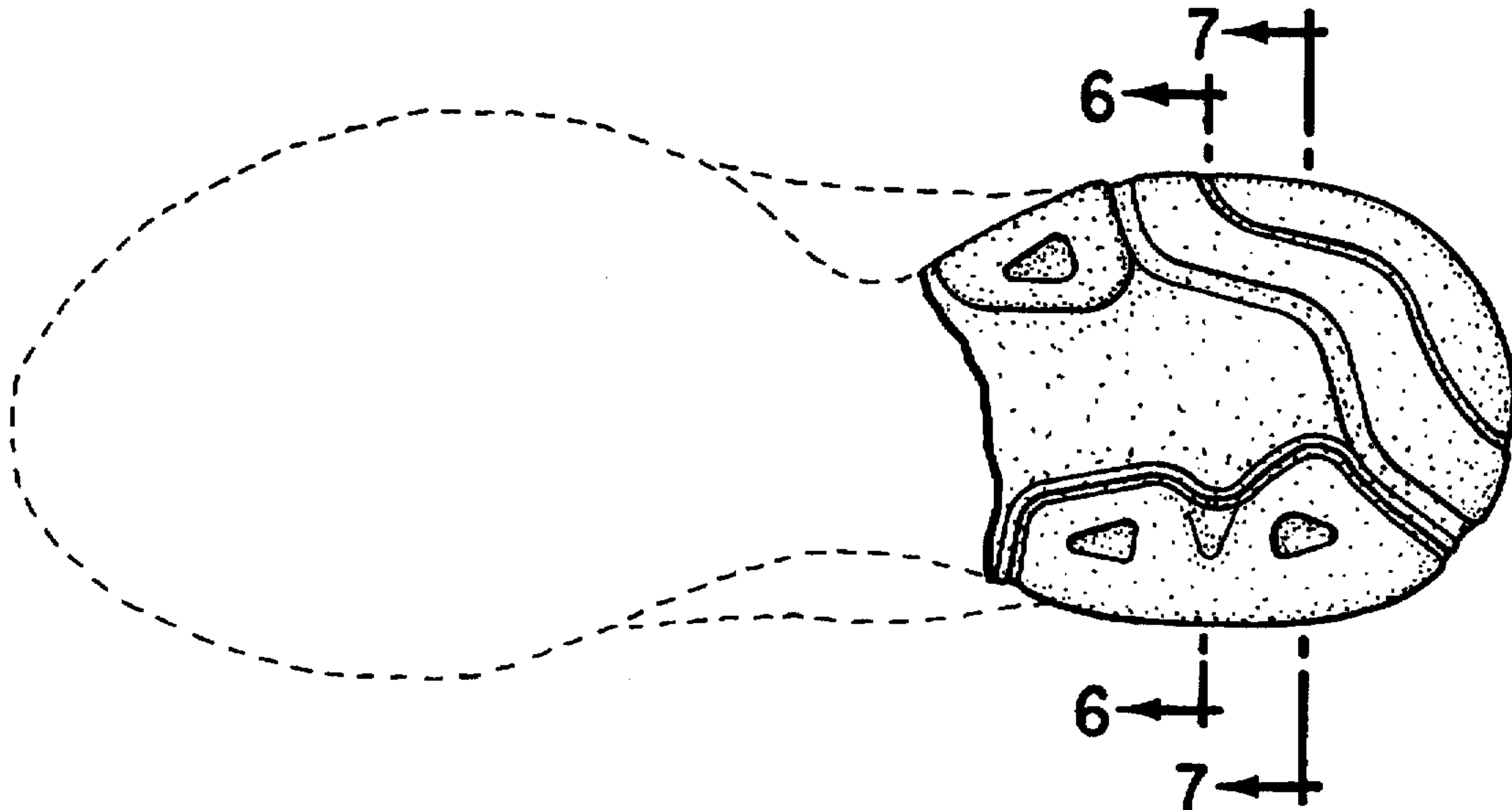
[57] **CLAIM**

The ornamental design for an element of a shoe sole, as shown and described.

**DESCRIPTION**

FIG. 1 is a bottom perspective view of an element of shoe sole showing my new design;  
FIG. 2 is a bottom plan view thereof;  
FIG. 3 is a side elevational view thereof;  
FIG. 4 is a side elevational view of the other side thereof;  
FIG. 5 is a rear elevational view thereof;  
FIG. 6 is a cross-sectional view taken along line 6—6 of FIG. 2; and,  
FIG. 7 is a cross-sectional view taken along line 7—7 of FIG. 2.  
The broken line showing of a shoe in FIGS. 1-5 is for illustrative purposes only and forms no part of the claimed design.

1 Claim, 3 Drawing Sheets



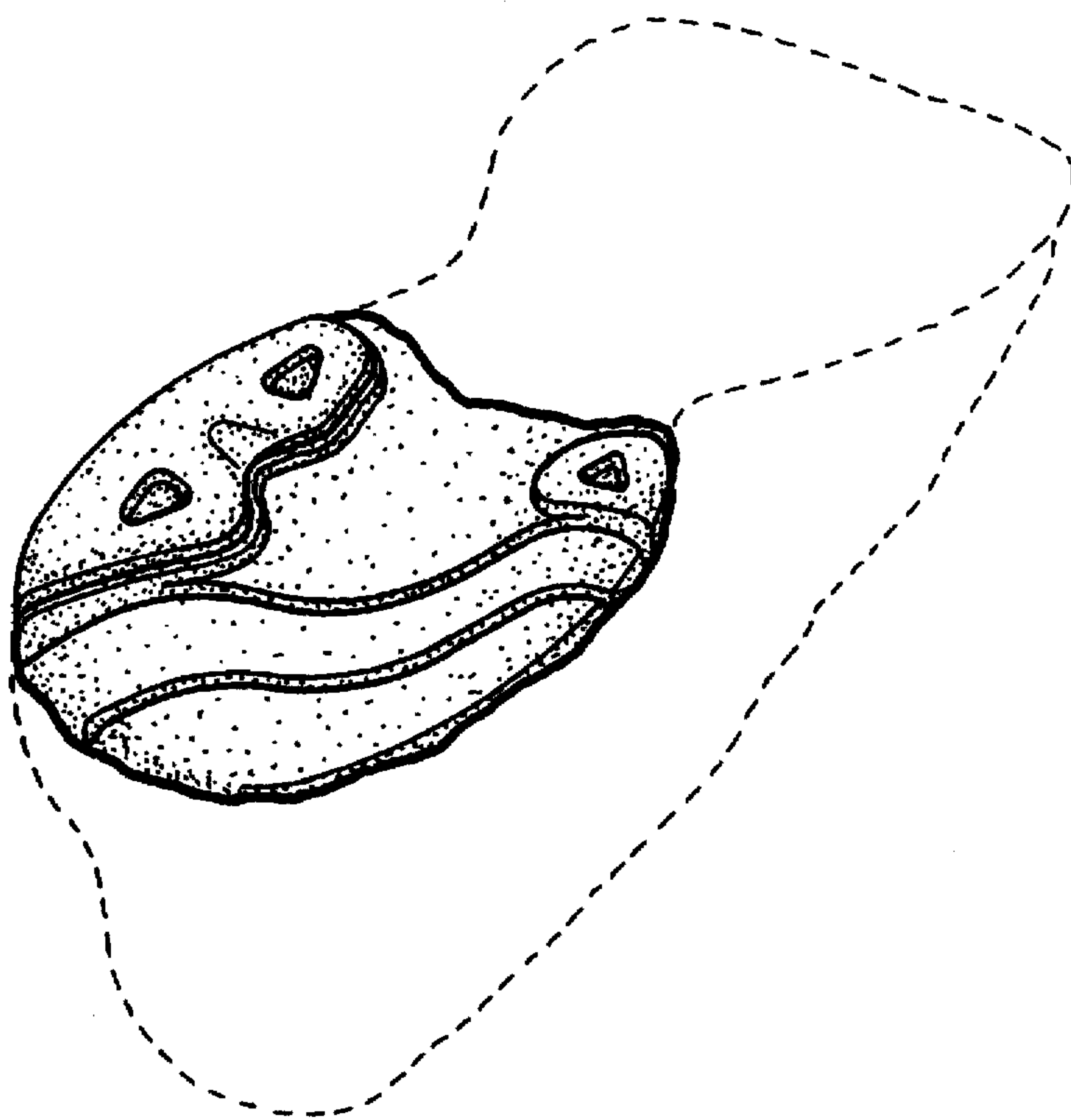


FIG. 1

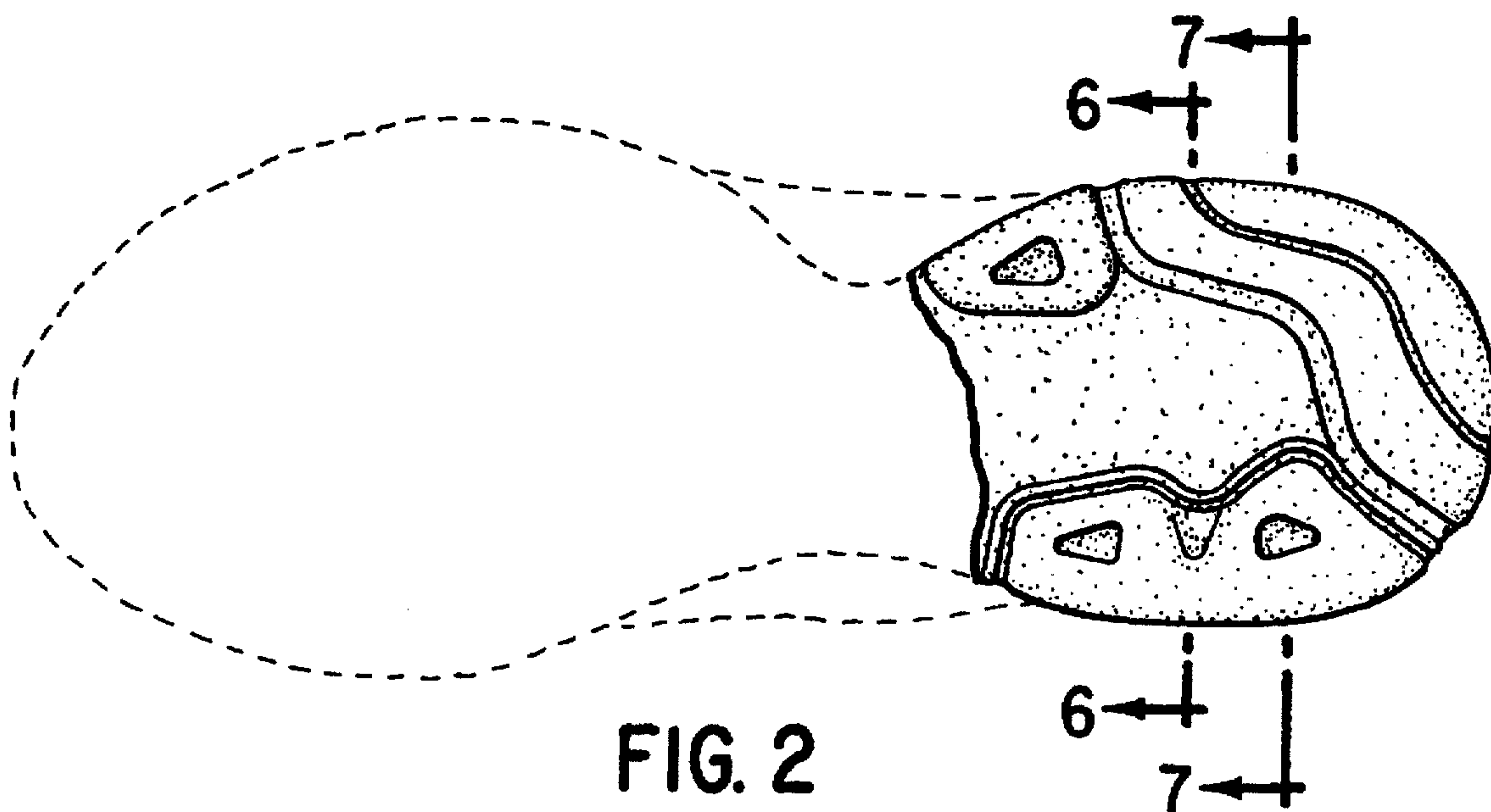


FIG. 2



FIG. 3




FIG. 4

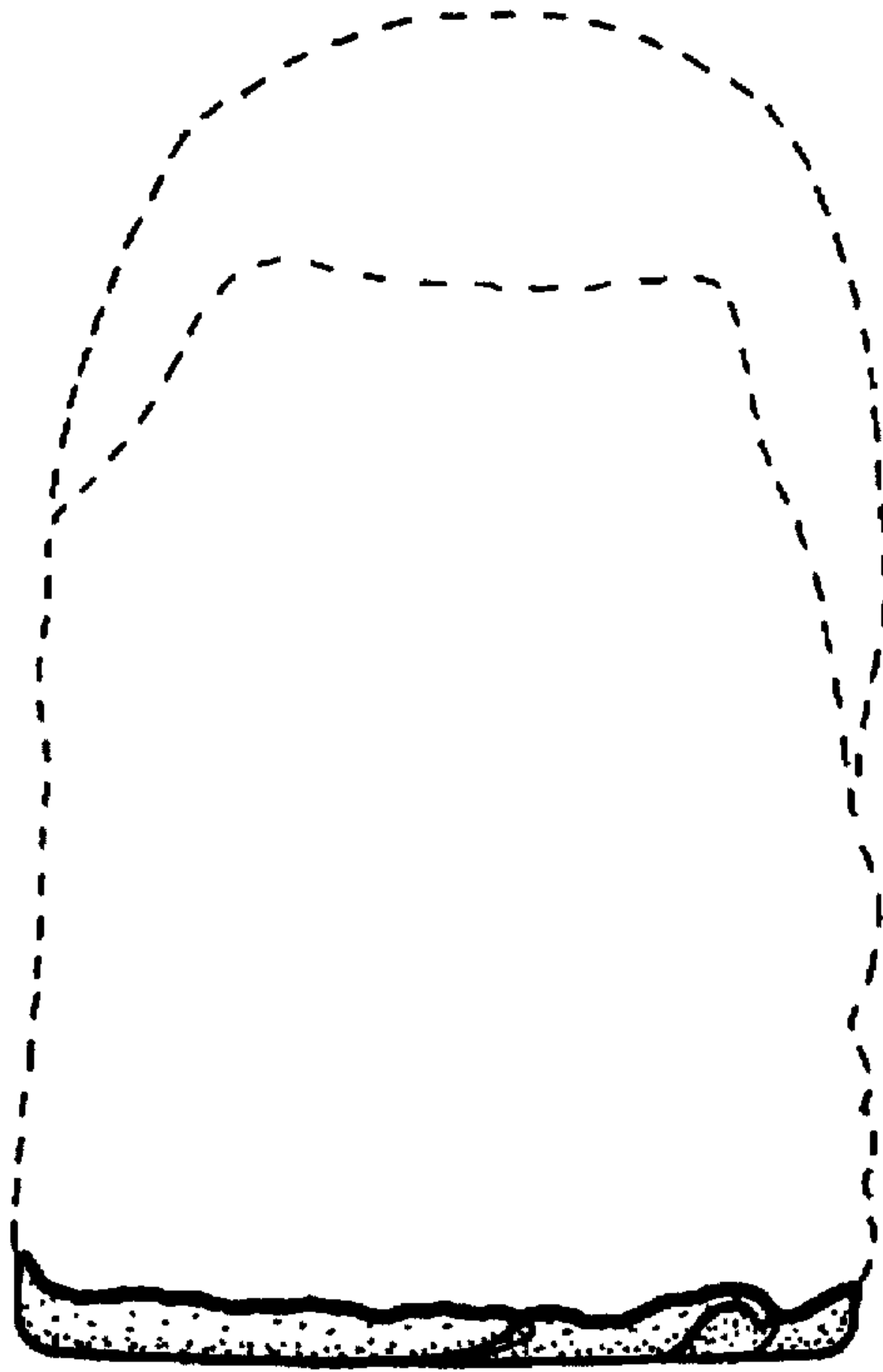


FIG. 5



FIG. 6



FIG. 7