



US00D384797S

United States Patent [19]
Nakagawa

[11] **Patent Number: Des. 384,797**
[45] **Date of Patent: **Oct. 14, 1997**

[54] **INSOLE FOR FOOTWEAR**

[75] **Inventor: Masahiko Nakagawa, Tokyo, Japan**
[73] **Assignee: Japan Health Supply, Inc., Tokyo, Japan**
[**] **Term: 14 Years**

[21] **Appl. No.: 54,595**
[22] **Filed: May 17, 1996**

[30] **Foreign Application Priority Data**

Apr. 26, 1996 [JP] Japan 8-12635

[51] **LOC (6) Cl. 02-04**
[52] **U.S. Cl. D2/961**
[58] **Field of Search D2/961, 968; 36/44, 36/29, 43, 37, 35 R, 114, 28, 137, 88**

[56] **References Cited**

U.S. PATENT DOCUMENTS

D. 246,486	11/1977	Nickel	D2/961
D. 300,085	3/1989	Ito et al.	D2/961
D. 343,504	1/1994	Lee	D2/961
D. 343,725	2/1994	Lee	D2/961
3,765,422	10/1973	Smith	36/29 X
3,914,881	10/1975	Striegel	36/44
4,567,677	2/1986	Zona	36/43

FOREIGN PATENT DOCUMENTS

53-61236 5/1978 Japan .
59-8565 3/1984 Japan .
5-3282 1/1993 Japan .

Primary Examiner—Doris V. Coles
Attorney, Agent, or Firm—Connolly & Hutz

[57] **CLAIM**

The ornamental design for insole for footwear, as shown and described.

DESCRIPTION

FIG. 1 is a perspective view of an insole for footwear, showing my new design;
FIG. 2 is a front view thereof;
FIG. 3 is a rear view thereof;
FIG. 4 is a left side view thereof;
FIG. 5 is a right side view thereof;
FIG. 6 is a top plan view thereof;
FIG. 7 is a bottom plan view thereof;
FIG. 8 is a front elevational view, the broken line showing of environment is for illustrative purposes only and forms no part of claimed design;
FIG. 9 is a cross-sectional view taken along the line 9—9 of FIG. 2; and,
FIG. 10 is another cross-sectional view taken along the line 10—10 of FIG. 2.

1 Claim, 6 Drawing Sheets

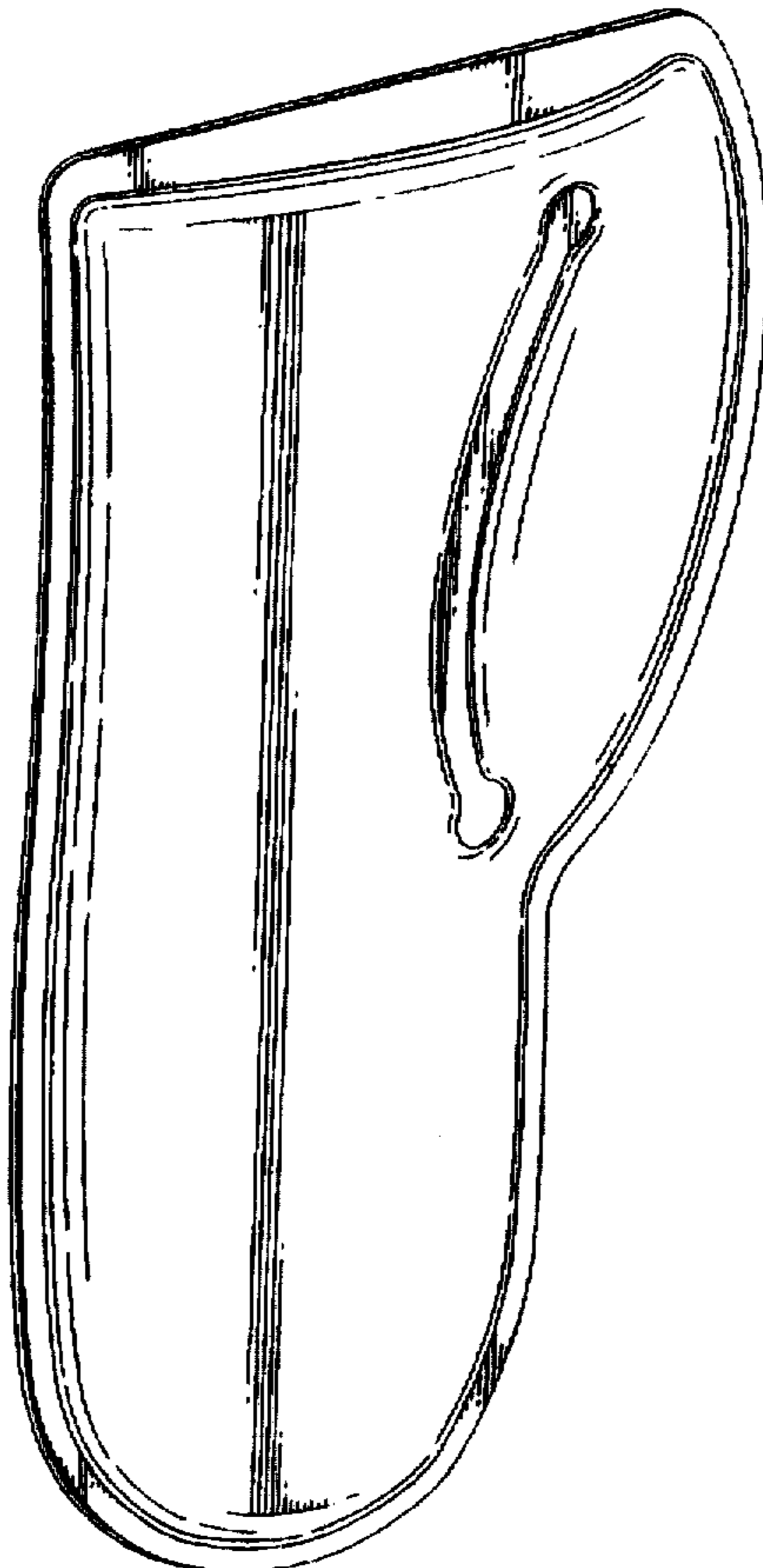


FIG. 1




FIG. 2

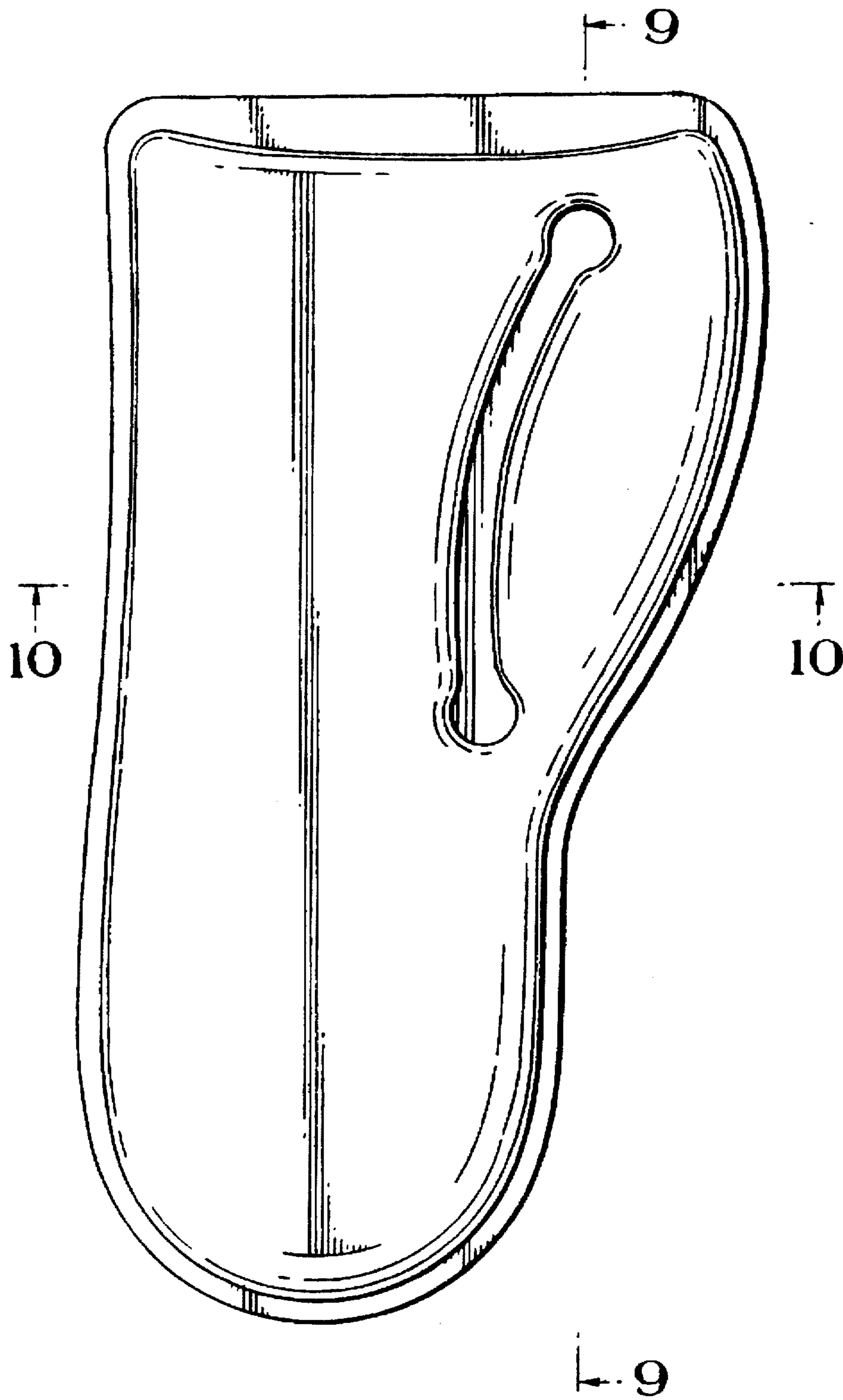


FIG. 3

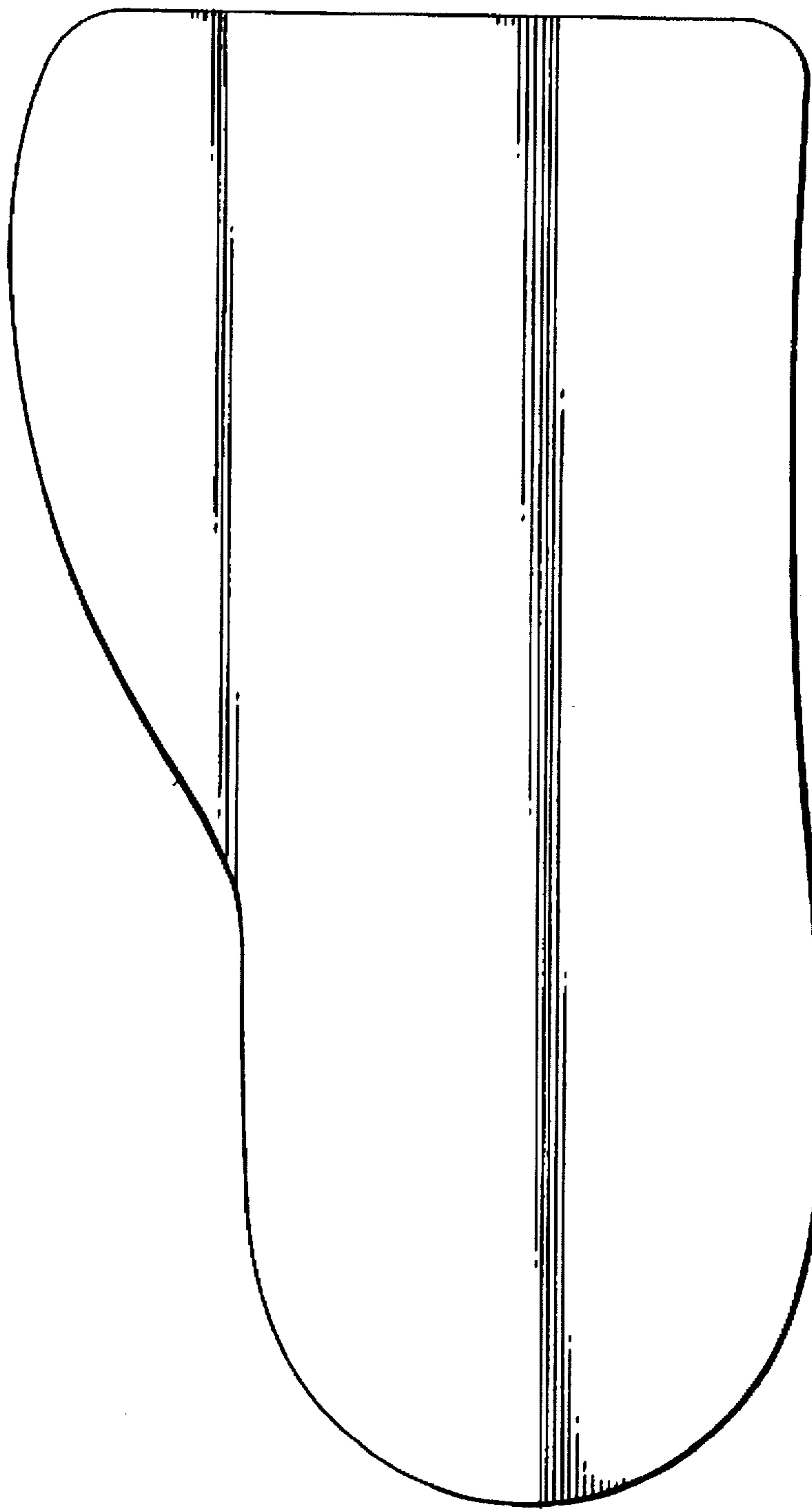


FIG. 4



FIG. 5



FIG. 6



FIG. 7



FIG. 8

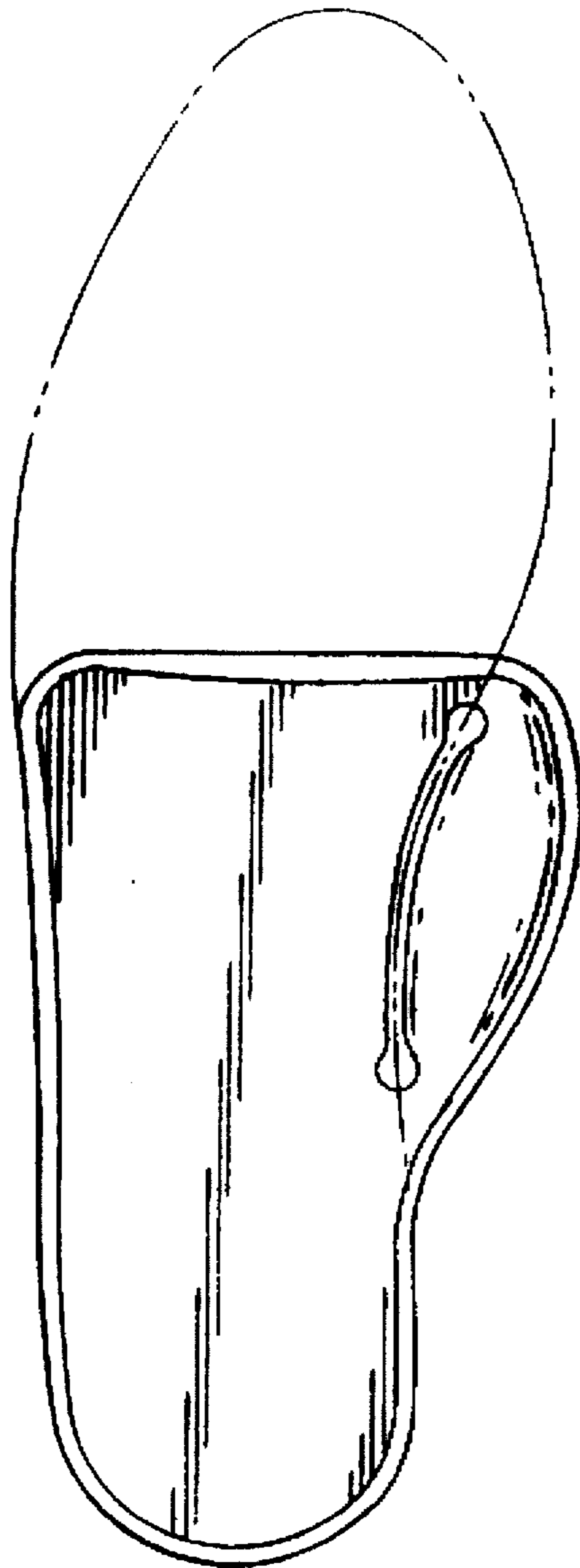


FIG. 9



FIG. 10

