



US00D384792S

United States Patent [19]
Xu

[11] **Patent Number:** **Des. 384,792**

[45] **Date of Patent:** ****Oct. 14, 1997**

[54] **CAP**
[76] **Inventor:** **Zi Xu, 13 W. 13th St. #4BS, New York, N.Y. 10011**
[**] **Term:** **14 Years**
[21] **Appl. No.:** **41,892**
[22] **Filed:** **Jul. 26, 1995**
[51] **LOC (6) Cl.** **02-03**
[52] **U.S. Cl.** **D2/870**
[58] **Field of Search** **D2/865, 870, 880, D2/885, 889; 2/171, 195.1, 195.8**

1,812,420 6/1931 Weiner D2/885 X
2,579,945 12/1951 Maupin 2/195.8
3,550,161 12/1970 Orozco D2/870 X

Primary Examiner—Paula A. Mortimer

[57] **CLAIM**

The ornamental design of the cap, as shown and described.

DESCRIPTION

FIG. 1 is a top plan view of the cap;
FIG. 2 is a left side elevation view thereof, the right side elevation view being a mirror image thereof;
FIG. 3 is a bottom plan view thereof; and,
FIG. 4 is a front elevation view thereof, the rear elevation view being a mirror image thereof.

[56] **References Cited**

U.S. PATENT DOCUMENTS

D. 326,349 5/1992 Clark et al. D2/870

1 Claim, 3 Drawing Sheets

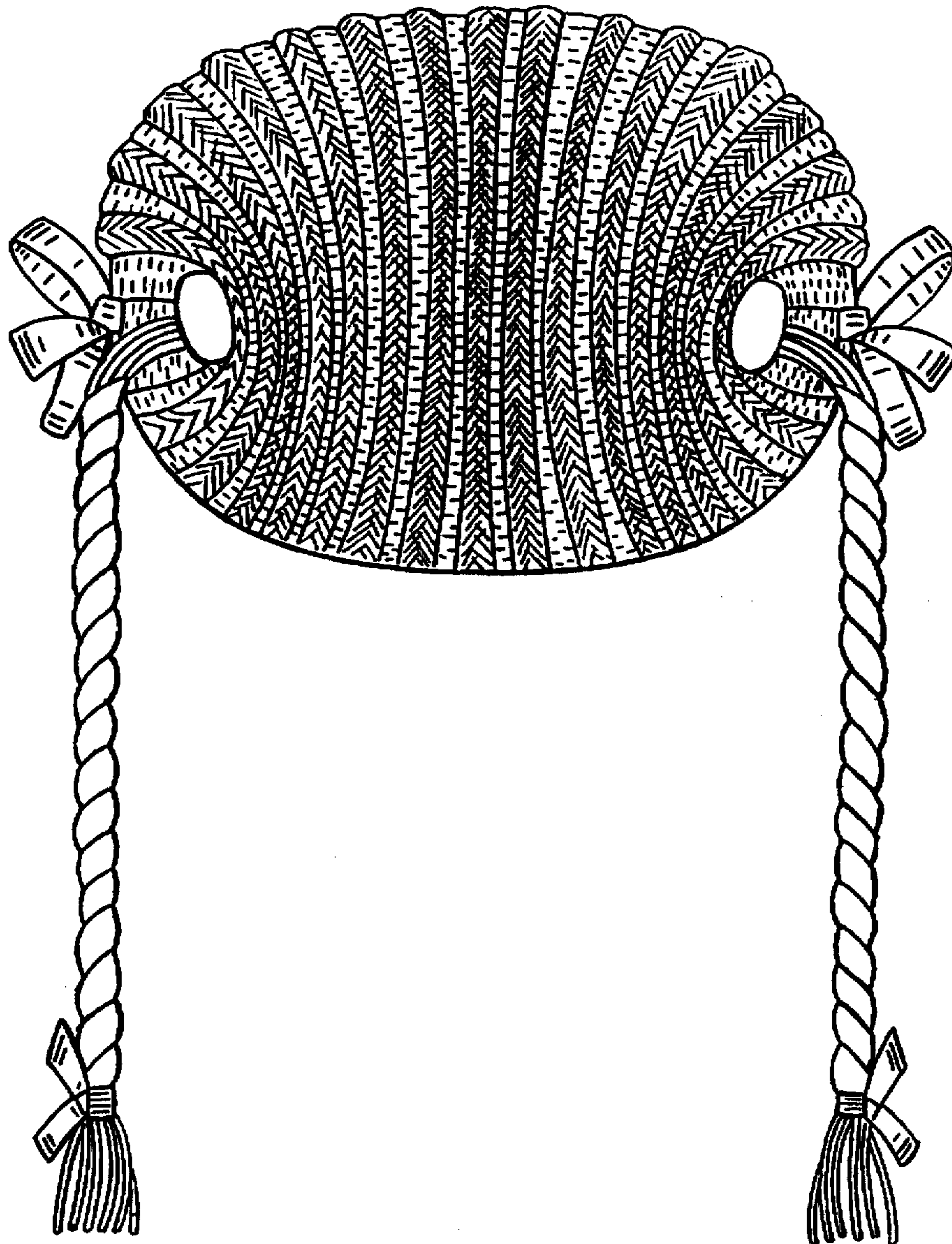


FIG. 1

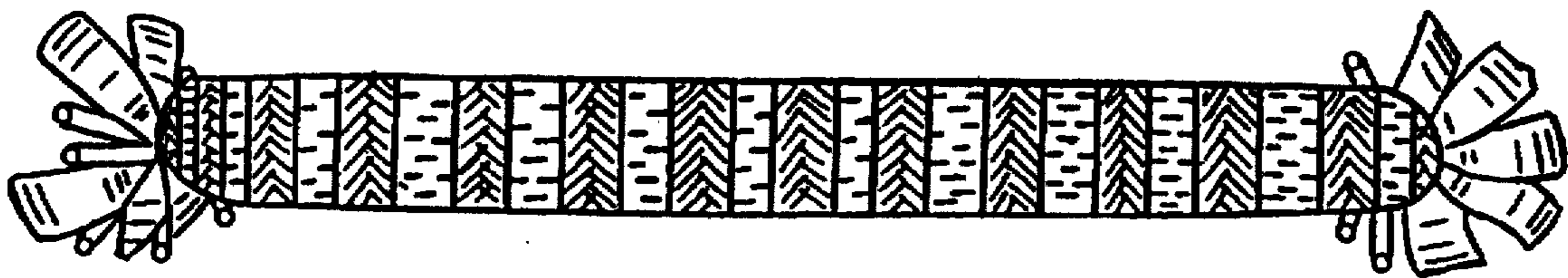


FIG. 3




FIG. 2




FIG. 4

