



US00D384788S

# United States Patent [19] Curry

[11] Patent Number: **Des. 384,788**

[45] Date of Patent: **\*\*Oct. 14, 1997**

[54] **WORKER COOL DOWN VEST**

5,031,244 7/1991 Inagaki ..... 2/94 X  
5,211,321 5/1993 Rodriguez ..... 2/94 X

[76] Inventor: **Carline Curry**, 606 Bowman St.,  
Mansfield, Ohio 44905

*Primary Examiner*—Louis S. Zarfaz  
*Assistant Examiner*—Monica A. Weingart

[\*\*] Term: **14 Years**

[57] **CLAIM**

[21] Appl. No.: **55,853**

The ornamental design for a worker cool down vest, as shown.

[22] Filed: **Jun. 14, 1996**

**DESCRIPTION**

[51] LOC (6) Cl. .... **02-02**

[52] U.S. Cl. .... **D2/830; D2/829; D2/828**

[58] Field of Search ..... D2/731, 743, 828,  
D2/829, 830, 831, 840, 841; 2/49.1, 69,  
69.5, 70, 84, 93, 94, 102, 104, 227, 244,  
247, 267, 458

FIG. 1 is a front view of the worker cool down vest of the present invention;

FIG. 2 is a rear view of the worker cool down vest of FIG. 1;

FIG. 3 is a right side view of the worker cool down vest of FIG. 1;

FIG. 4 is a left side view of the worker cool down vest of FIG. 1;

FIG. 5 is a top view of the worker cool down vest of FIG. 1; and,

FIG. 6 is a bottom view of the worker cool down vest of FIG. 1.

[56] **References Cited**

**U.S. PATENT DOCUMENTS**

D. 292,140	10/1987	Cahill et al. ....	D2/829
D. 363,593	10/1995	Murray et al. ....	D2/830 X
2,992,433	7/1961	Roberge .....	2/94
4,087,864	5/1978	La Bove et al. ....	2/102
4,581,752	4/1986	De Luca .....	2/267 X

**1 Claim, 3 Drawing Sheets**

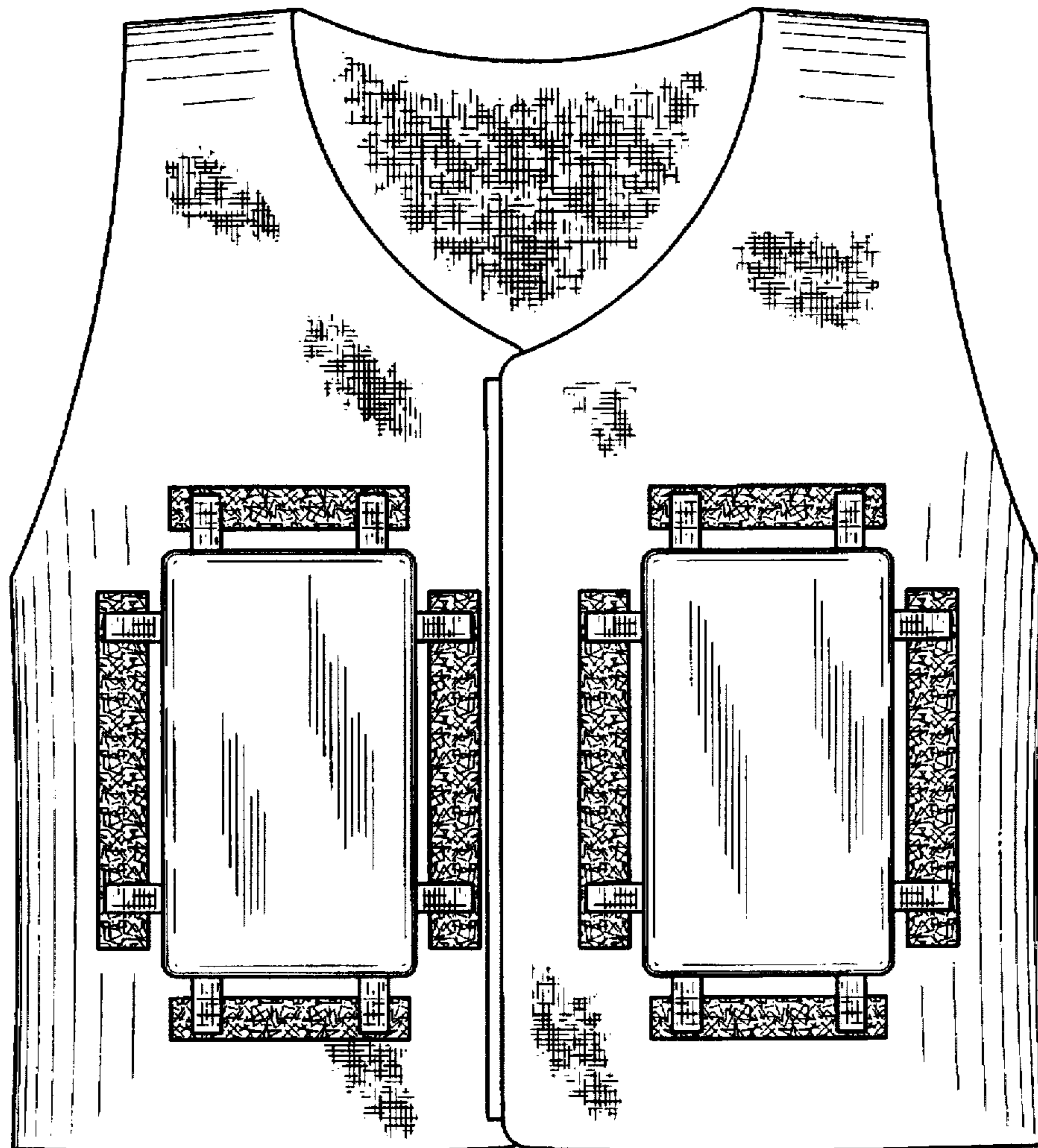


FIG. 1

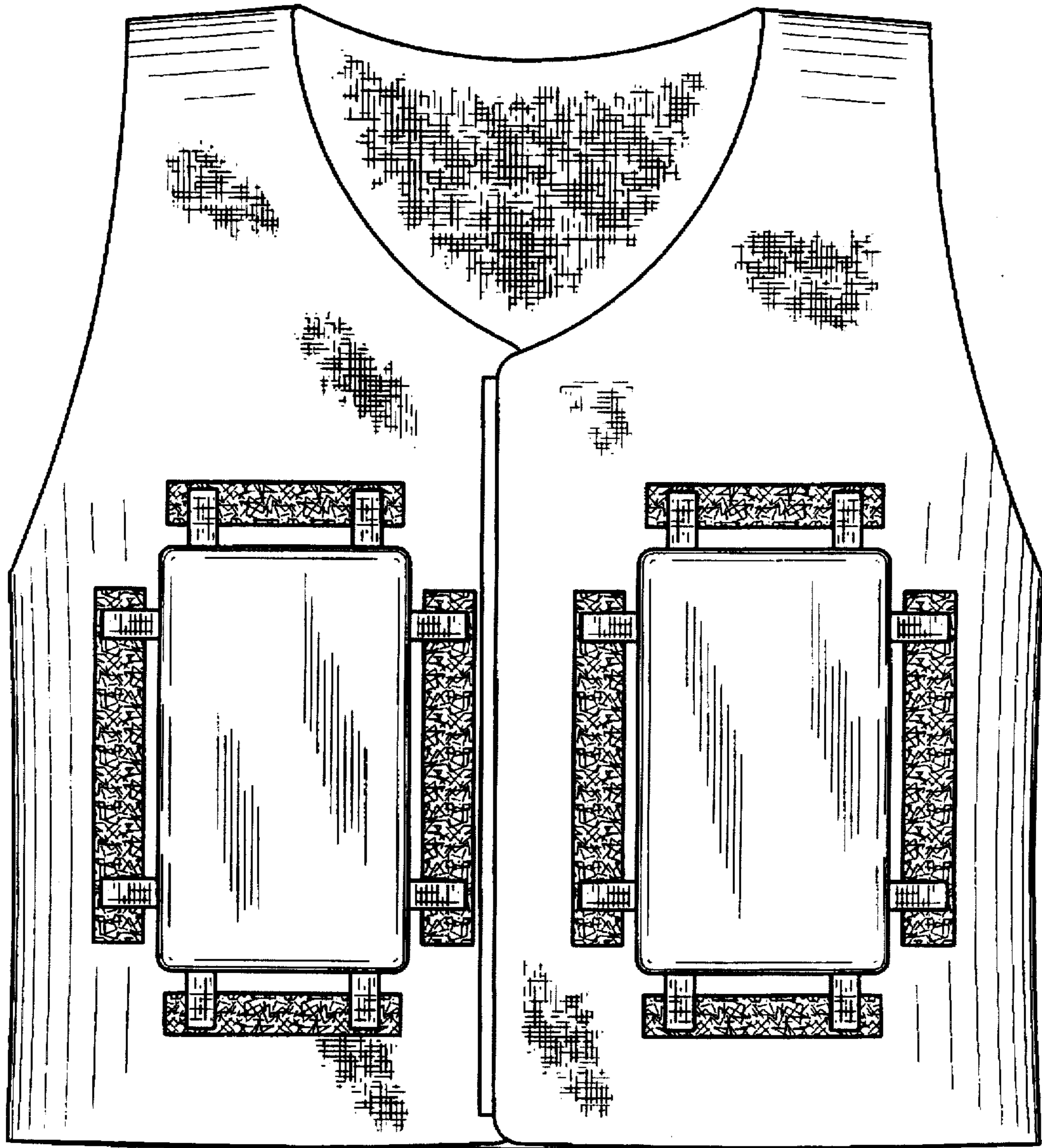


FIG. 3

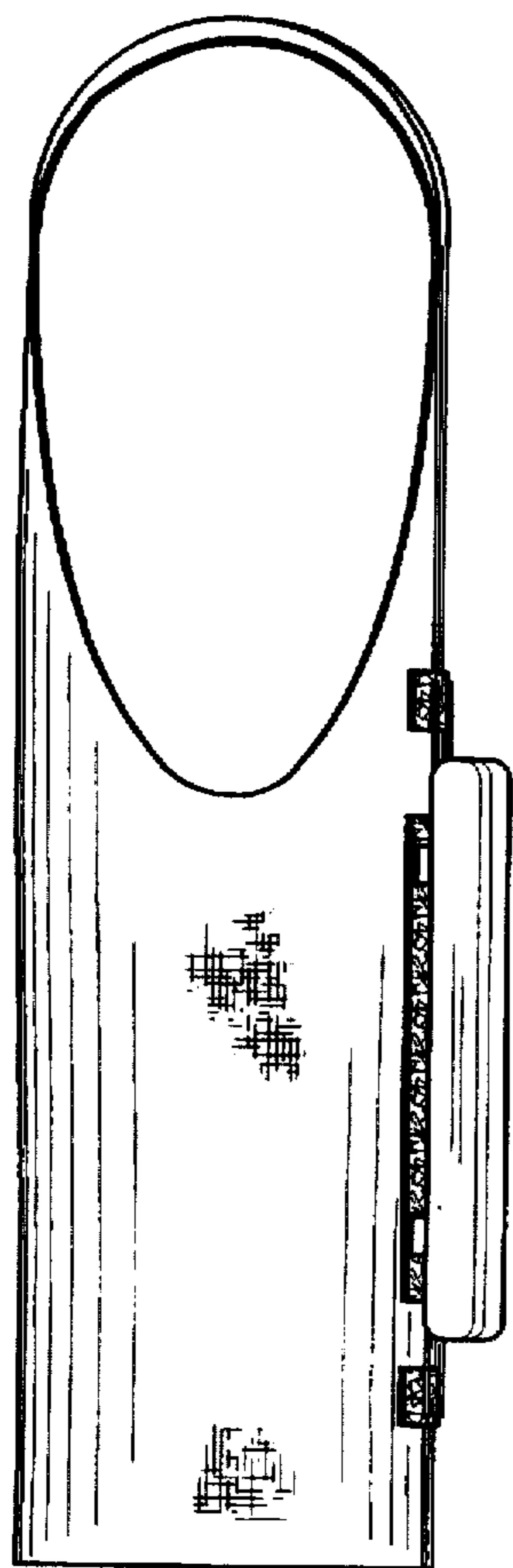


FIG. 2

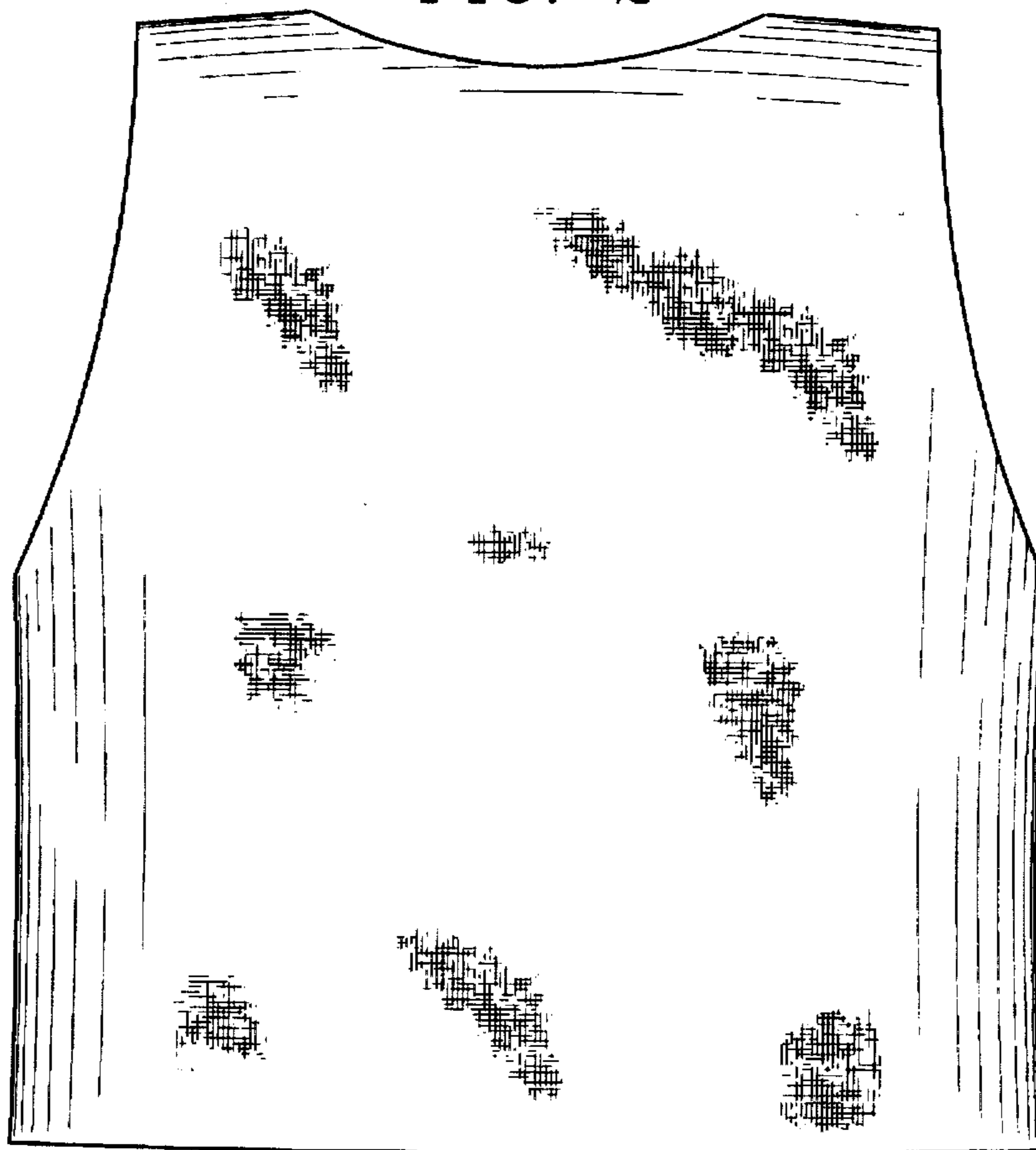


FIG. 4

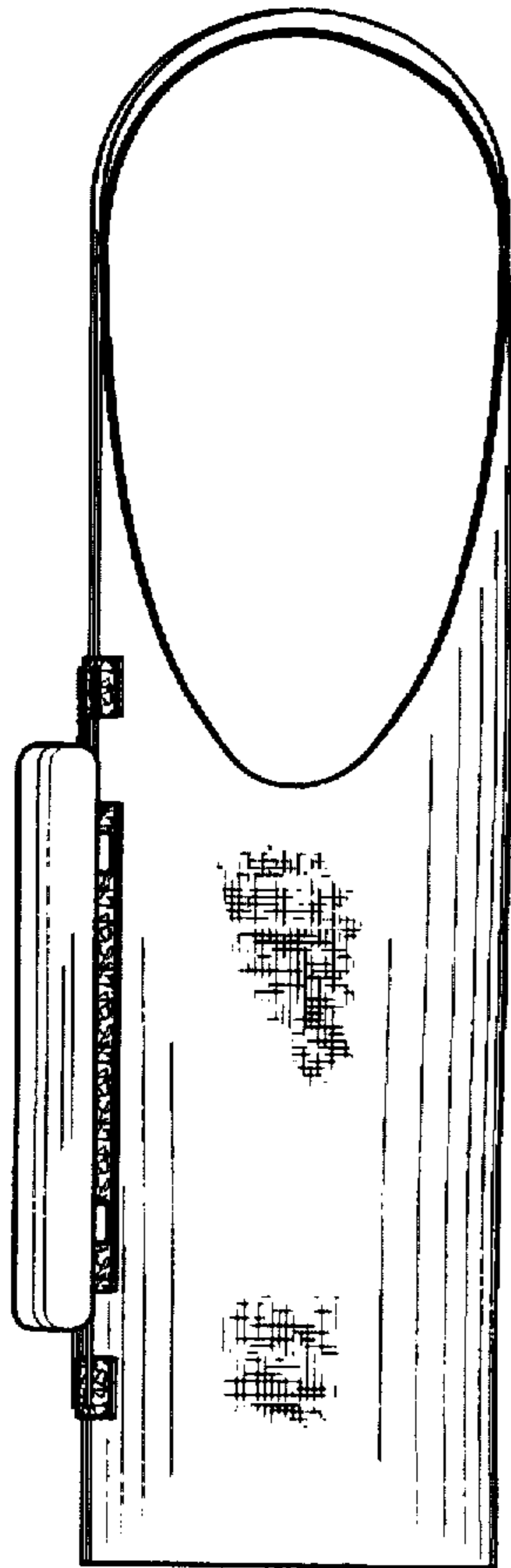


FIG. 5




FIG. 6

