

US00D384783S

# United States Patent [19]

Strohmeier et al.

[11] Patent Number: **Des. 384,783**

[45] Date of Patent: **\*\*Oct. 7, 1997**

[54] **VACUUM CLEANER**

[75] Inventors: **Rolf Strohmeier, Remscheid; Uwe Kemker, Wuppertal, both of Germany**

[73] Assignee: **Vorwerk Elektrowerke Stiftung & Co. KG, Wuppertal, Germany**

[\*\*] Term: **14 Years**

[21] Appl. No.: **46,719**

[22] Filed: **Oct. 27, 1995**

### [30] Foreign Application Priority Data

Apr. 28, 1995 [DE] Germany ..... M9503475.7

[51] LOC (6) Cl. .... **15-05**

[52] U.S. Cl. .... **D32/22**

[58] Field of Search ..... D32/18, 21, 22, D32/31-34; 15/329, 344

### [56] References Cited

#### U.S. PATENT DOCUMENTS

D. 298,673 11/1988 Slany et al. .... D32/18

D. 301,649	6/1989	Yamamoto et al. ....	D32/22
D. 303,171	8/1989	Goodrich et al. ....	D32/21
D. 306,225	2/1990	Correa ....	D32/22
D. 307,656	5/1990	Yuen ....	D32/22
D. 307,657	5/1990	Li ....	D32/18
D. 313,879	1/1991	Ito ....	D32/22
D. 346,468	4/1994	Dusinberre et al. ....	D32/22

Primary Examiner—Ruth McInroy  
Attorney, Agent, or Firm—Walter Ottesen

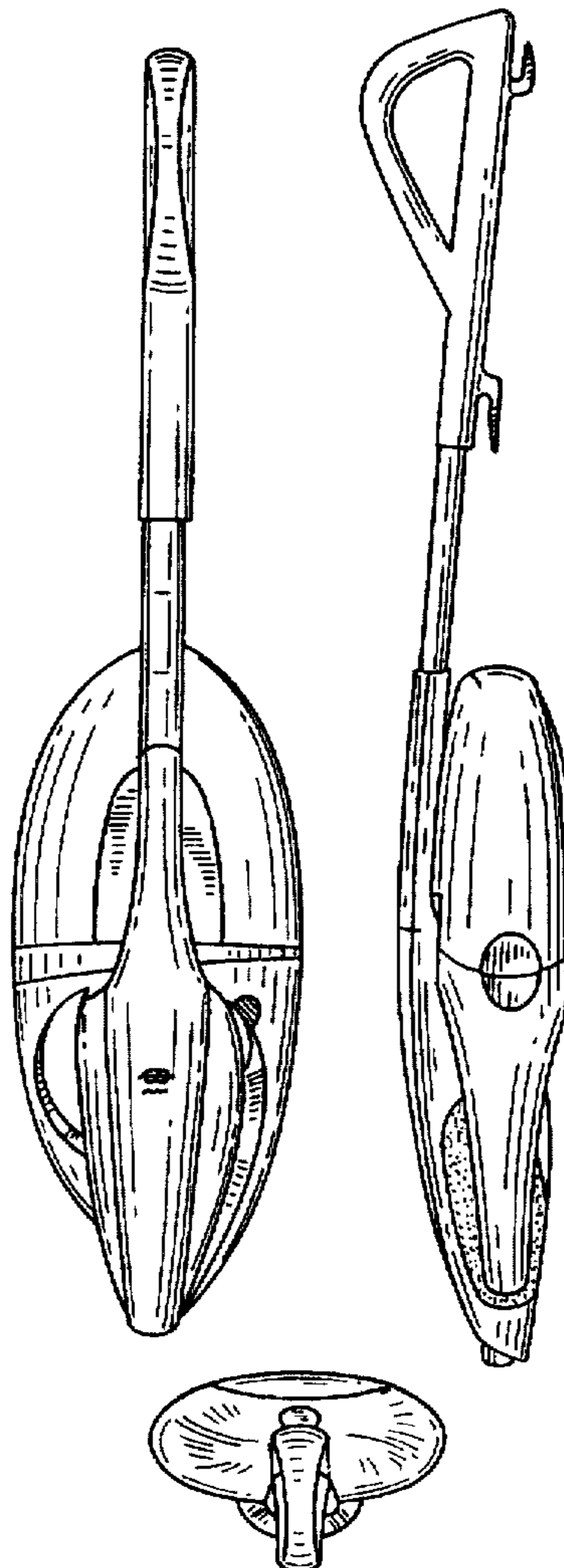
### [57] CLAIM

The ornamental design for a vacuum cleaner, as shown and described.


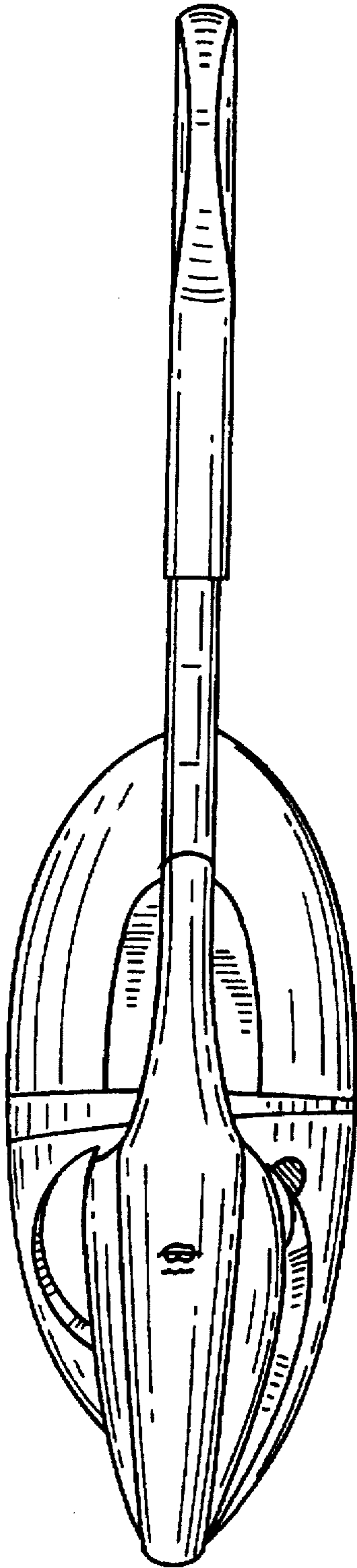
### DESCRIPTION

FIG. 1 is a front elevation view of a vacuum cleaner showing our new design;  
FIG. 2 is a side elevation view thereof;  
FIG. 3 is a side elevation view of the opposite side of FIG. 2;  
FIG. 4 is a rear elevation view thereof;  
FIG. 5 is a top plan view thereof; and,  
FIG. 6 is a bottom plan view thereof.

**1 Claim, 3 Drawing Sheets**



*FIG. 1*



*FIG. 2*

FIG. 3

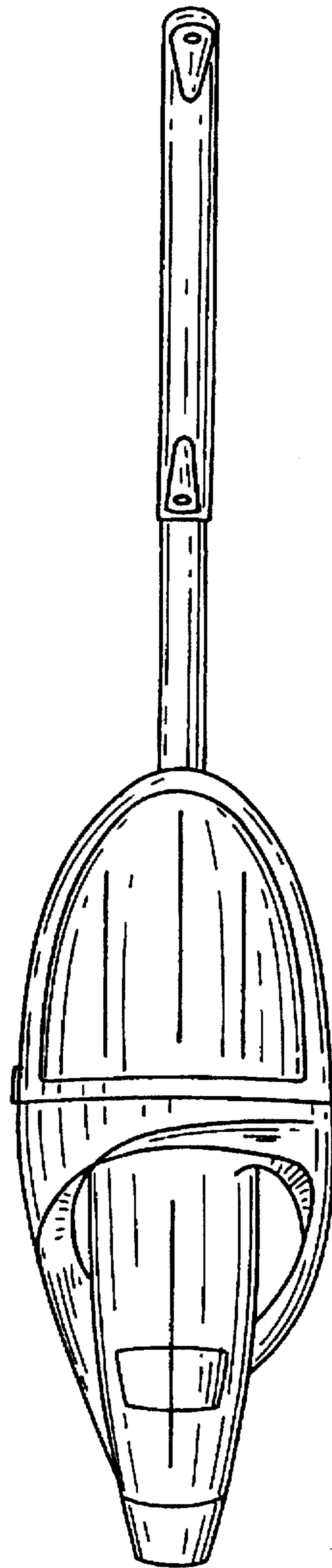

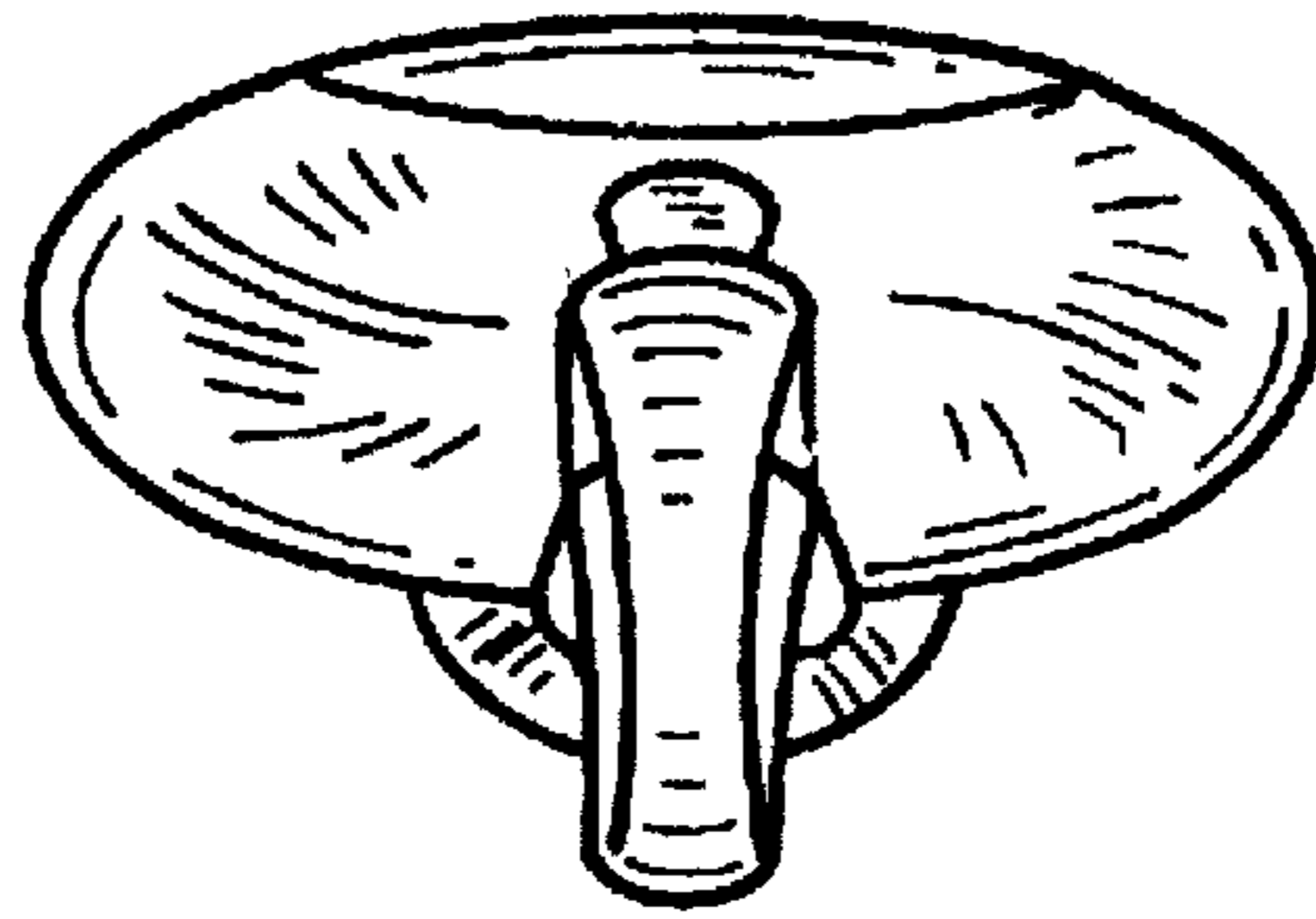
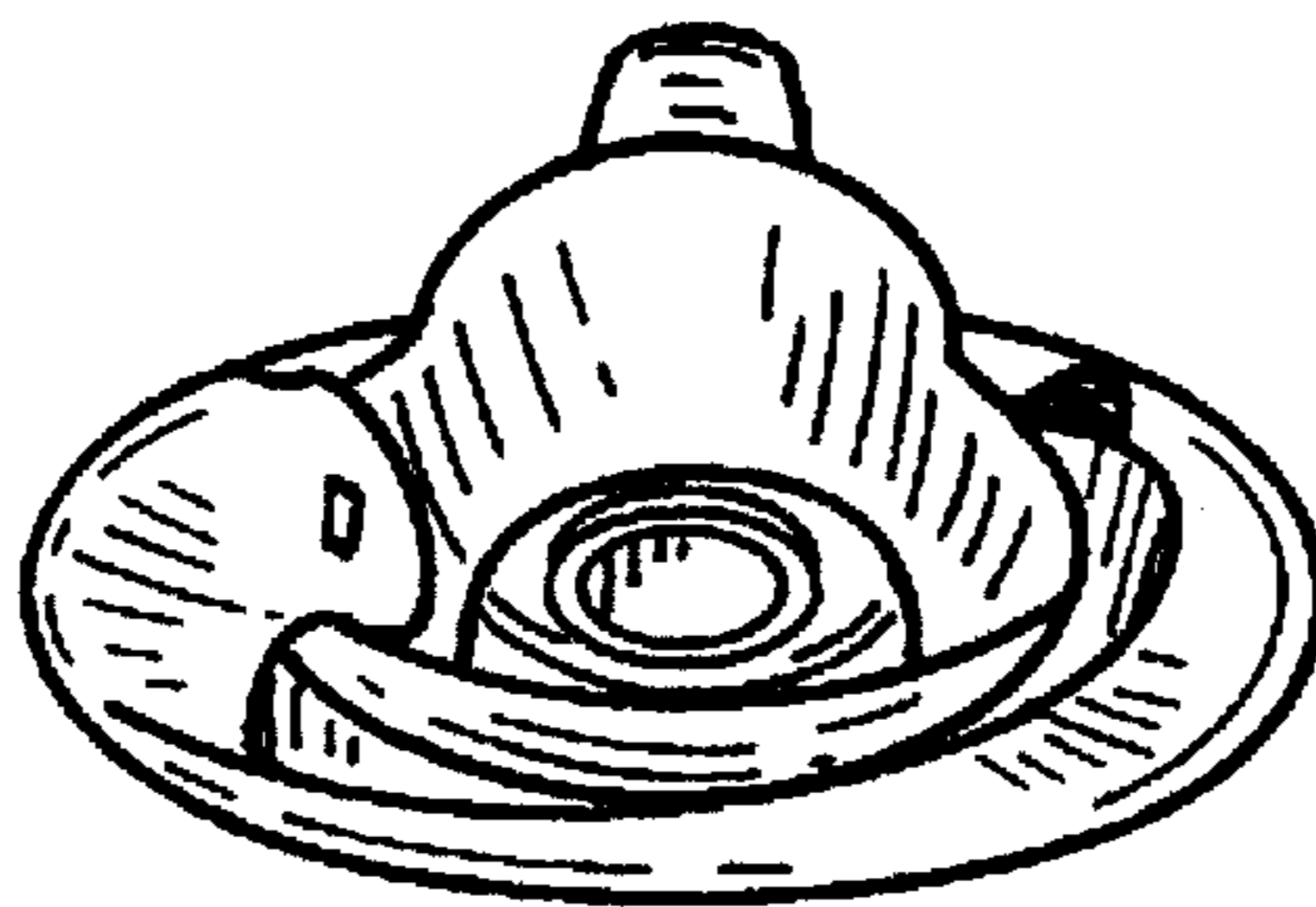


FIG. 4



*FIG. 5*



*FIG. 6*