



US00D384757S

**United States Patent** [19]  
**Sun**

[11] **Patent Number:** **Des. 384,757**  
[45] **Date of Patent:** **\*\*Oct. 7, 1997**

[54] **DECORATIVE LIGHTING STRIP**

[76] **Inventor:** **Chang Yi Sun**, No. 1, Alley 2, Lane 284, Sec. 1, Ting Chou Rd., Taipei, Taiwan

[\*\*] **Term:** **14 Years**

[21] **Appl. No.:** **60,237**

[22] **Filed:** **Sep. 25, 1996**

[51] **LOC (6) Cl.** ..... **26-04**

[52] **U.S. Cl.** ..... **D26/4**

[58] **Field of Search** ..... D26/1, 2, 3, 4;  
362/122, 806, 807, 808; 40/540, 541, 542, 607

[56] **References Cited**

**U.S. PATENT DOCUMENTS**

- D. 187,647 4/1960 Gelardi ..... D26/4
- D. 371,613 7/1996 Moore ..... D26/4

*Primary Examiner*—Marcus A. Jackson  
*Attorney, Agent, or Firm*—Morton J. Rosenberg; David I. Klein

[57] **CLAIM**

The ornamental design for a decorative lighting strip, as shown and described.

**DESCRIPTION**

FIG. 1 is a perspective view of a decorative lighting strip showing my design;

FIG. 2 is a front elevational view thereof;

FIG. 3 is a rear elevational view thereof;

FIG. 4 is a right side elevational view thereof;

FIG. 5 is a left side elevational view thereof;

FIG. 6 is a top plan view thereof; and,

FIG. 7 is a bottom plan view thereof.

**1 Claim, 7 Drawing Sheets**





FIG. 1



FIG. 2




FIG. 3



FIG. 4




FIG. 5

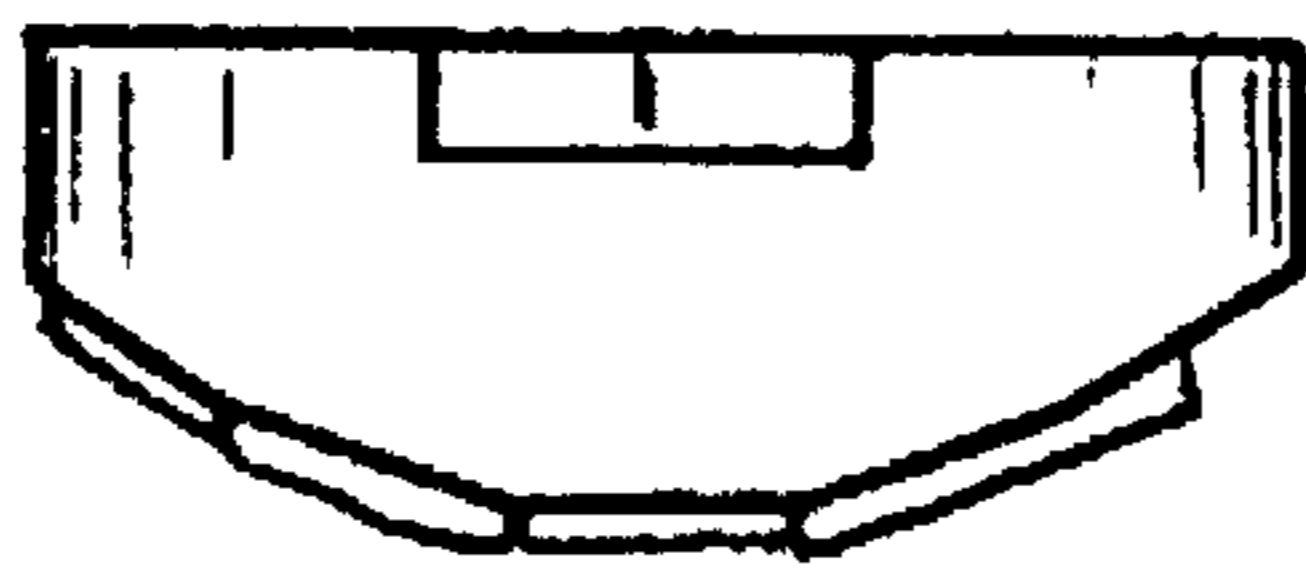


FIG. 6

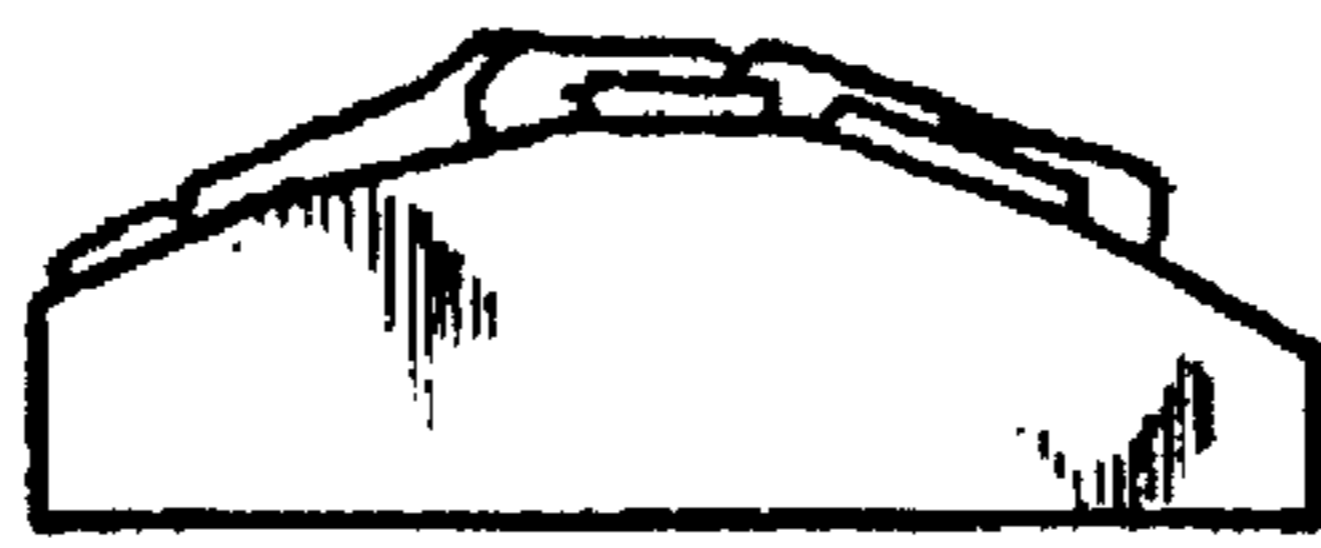


FIG. 7