



US00D384749S

United States Patent [19]
Gresty-Poole

[11] **Patent Number: Des. 384,749**
[45] **Date of Patent: **Oct. 7, 1997**

[54] **MASSAGER**

D. 369,219 4/1996 Huang D24/211
D. 369,661 5/1996 Taylor D24/211
1,265,926 5/1918 Ludlam D21/188

[75] **Inventor: John Malcolm Gresty-Poole,**
Wheathampstead, Great Britain

Primary Examiner—Stella Reid
Attorney, Agent, or Firm—Fish & Richardson P.C.

[73] **Assignee: Opal Crafts Limited,** United Kingdom

[**] **Term: 14 Years**

[57] **CLAIM**

[21] **Appl. No.: 51,937**

The ornamental design for a massager, as shown and described.

[22] **Filed: Mar. 6, 1996**

DESCRIPTION

[30] **Foreign Application Priority Data**

Sep. 8, 1995 [GB] United Kingdom 2050288

FIG. 1 is a perspective view of a massager showing my new design;

[51] **LOC (6) Cl. 24-04**

FIG. 2 is a top plan view of the massager shown in FIG. 1;
FIG. 3 is a bottom plan view of the massager shown in FIG. 1;

[52] **U.S. Cl. D24/211; D24/214**

[58] **Field of Search D24/211, 214,**
D24/200; 601/134, 135, 136, 137; D21/188

FIGS. 4 and 5 are side elevational views of the massager shown in FIG. 1, taken from opposite sides; and,

[56] **References Cited**

FIGS. 6 and 7 are left and right end elevational views of the a massager shown in FIG. 1.

U.S. PATENT DOCUMENTS

D. 328,328 7/1992 Juarez D24/211

1 Claim, 2 Drawing Sheets




FIG. 1.



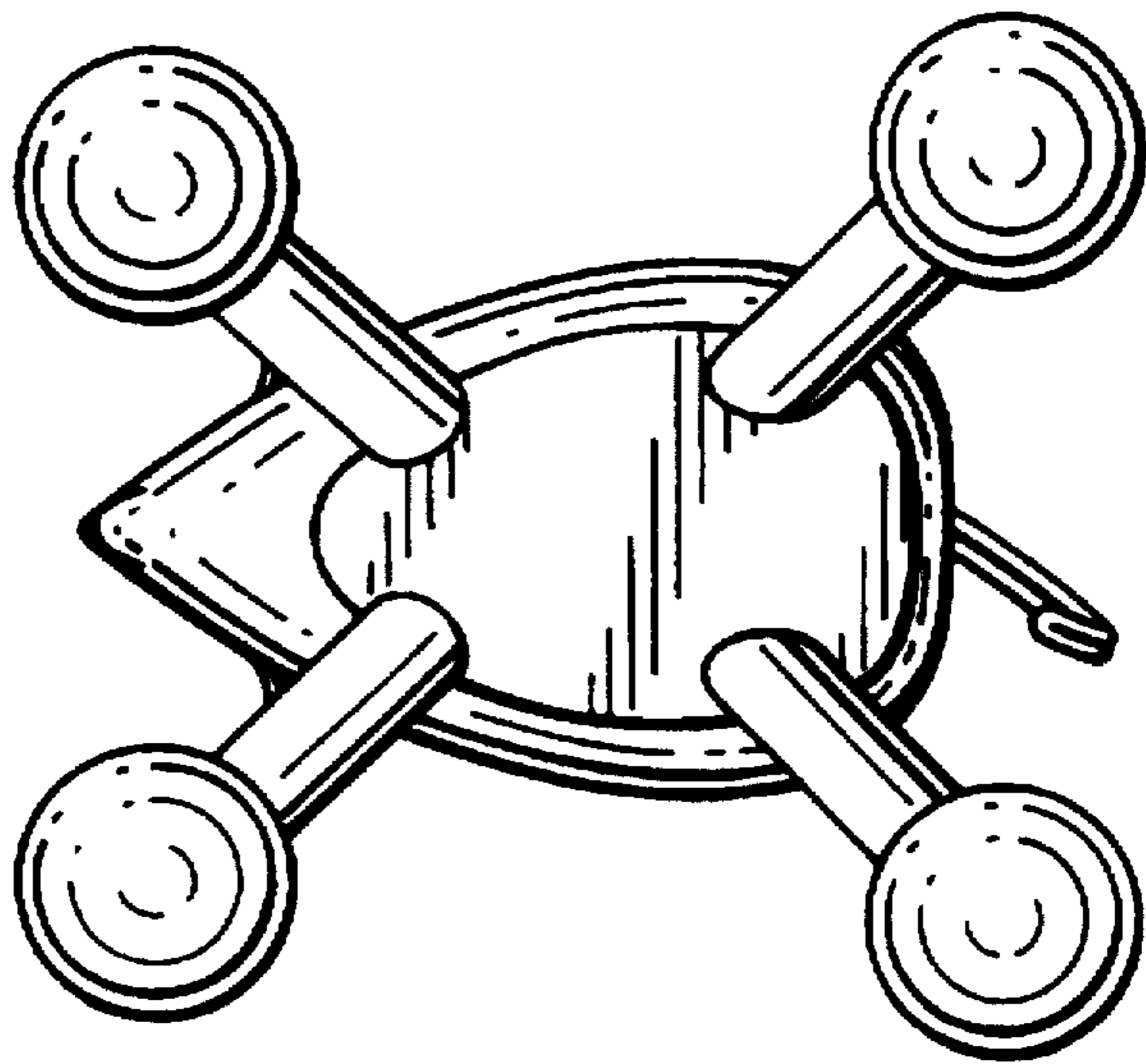


FIG. 2.

FIG. 3.






FIG. 4.




FIG. 5.




FIG. 6.




FIG. 7.