



US00D384730S

United States Patent [19]

Doughty et al.

[11] Patent Number: **Des. 384,730**

[45] Date of Patent: ****Oct. 7, 1997**

[54] **HANDLE**

[75] Inventors: **Frederic C. Doughty**, S. Pasadena;
Darren M. Mark, Castaic, both of
Calif.

[73] Assignee: **Emhart Inc.**, Newark, Del.

[**] Term: **14 Years**

[21] Appl. No.: **61,794**

[22] Filed: **Jul. 1, 1996**

D. 288,837	3/1987	Yost .	
D. 289,318	4/1987	Yost .	
D. 290,388	6/1987	Yost .	
D. 305,724	1/1990	Mosch .	
D. 318,717	7/1991	Spangler .	
D. 318,901	8/1991	Rodstein .	
D. 320,335	10/1991	Bengston .	
D. 325,772	4/1992	Carr .	
D. 327,532	6/1992	Ko .	
D. 332,824	1/1993	Robbins .	
D. 334,230	3/1993	Bonnell .	
D. 346,012	4/1994	McKenzie et al.	D23/252
D. 371,826	7/1996	Robbins	D23/252
1,921,525	8/1933	Howard et al. .	

Related U.S. Application Data

[62] Division of Ser. No. 33,984, Jan. 25, 1995.

[51] LOC (6) Cl. **23-01**

[52] U.S. Cl. **D23/252; D8/307**

[58] Field of Search **D23/250-254,**
D23/238-243; D8/307-312; 4/675-678;
137/801; 16/118, 119, 121

Primary Examiner—Stella Reid
Assistant Examiner—Eric Watterson
Attorney, Agent, or Firm—J. Bruce Hoofnagle

[57] CLAIM

The ornamental design for handle, as shown and described.

DESCRIPTION

FIG. 1 is a front view of our new design of a handle; a rear view, a top view and a bottom view thereof being the same as the front view;

FIG. 2 is a left side view of our new design of the handle; FIG. 3 is a right side view of our new design of the handle; and,

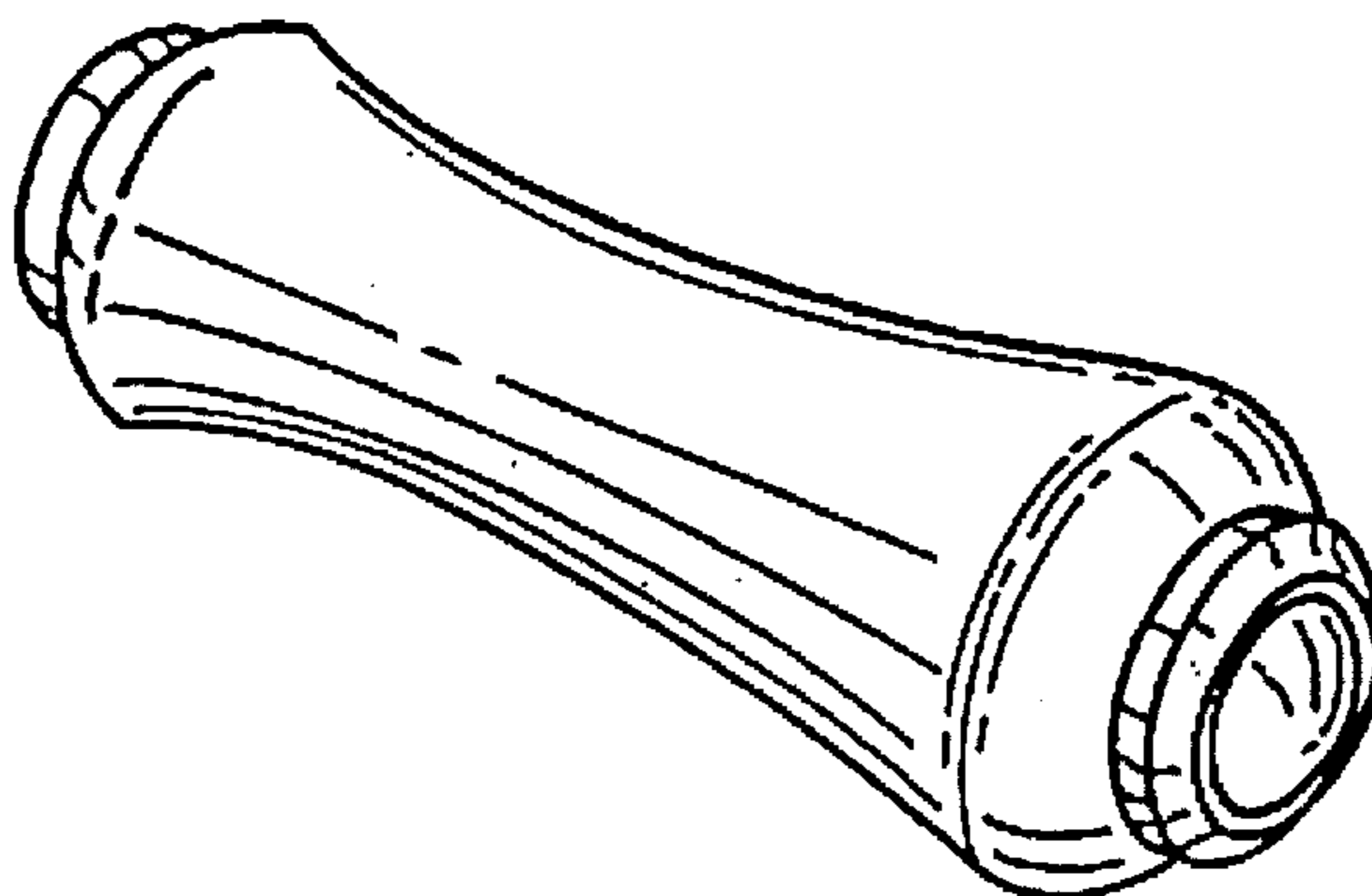
FIG. 4 is a perspective view of our new design of the handle.

[56] References Cited

U.S. PATENT DOCUMENTS

D. 235,098	5/1975	Doman .	
D. 280,008	8/1985	Miller et al. .	
D. 280,009	8/1985	Miller et al. .	
D. 285,106	8/1986	Yost	D23/252
D. 288,835	3/1987	Yost .	
D. 288,836	3/1987	Yost .	

1 Claim, 2 Drawing Sheets



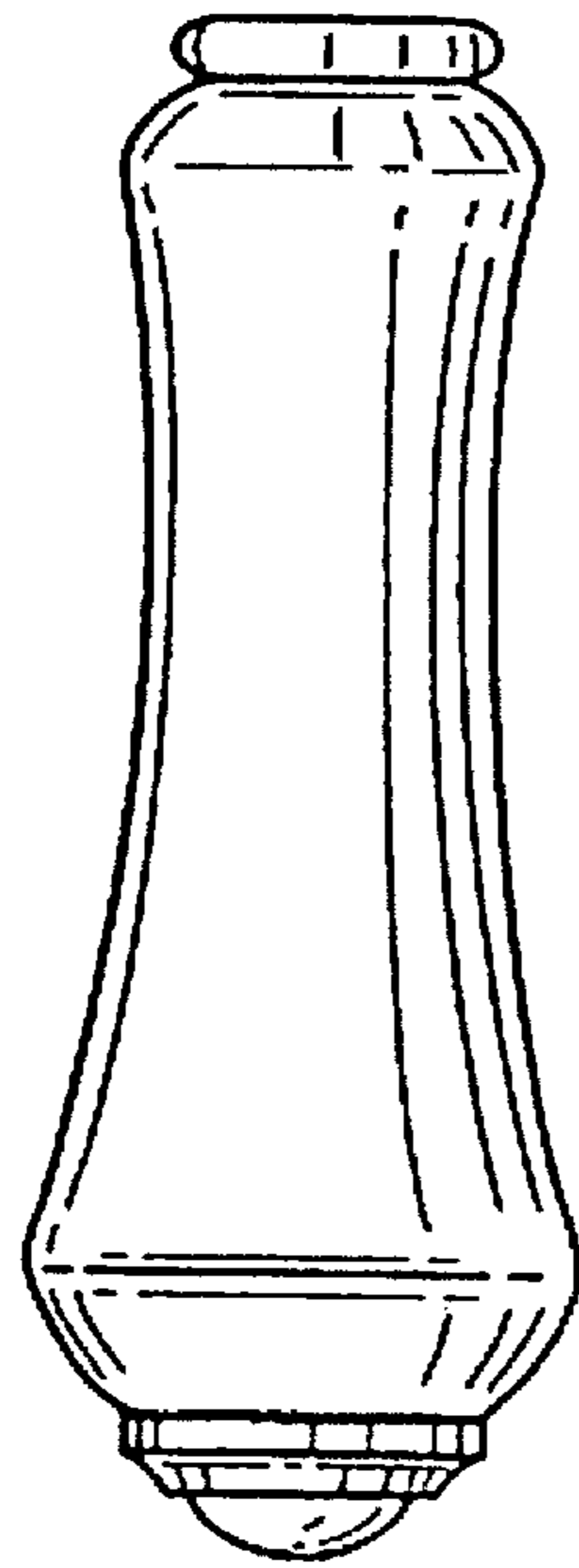


Fig. 1

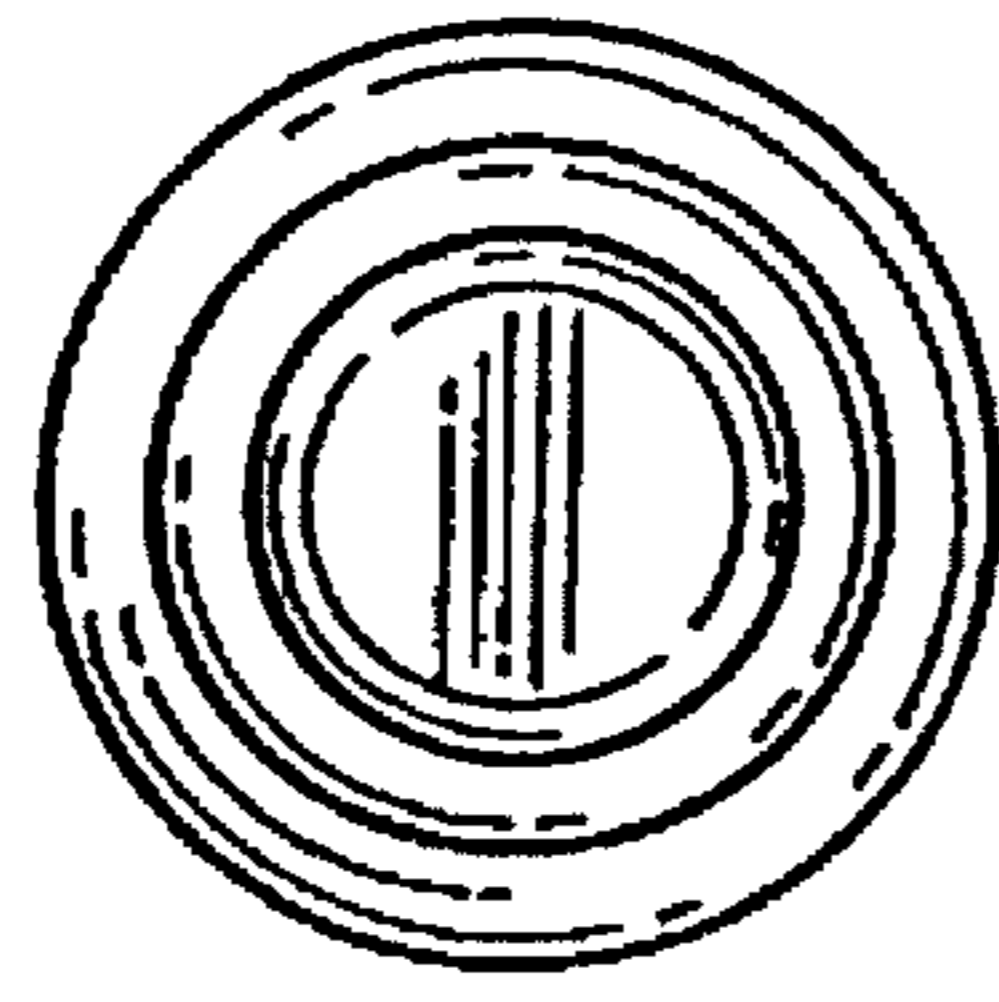


Fig. 2

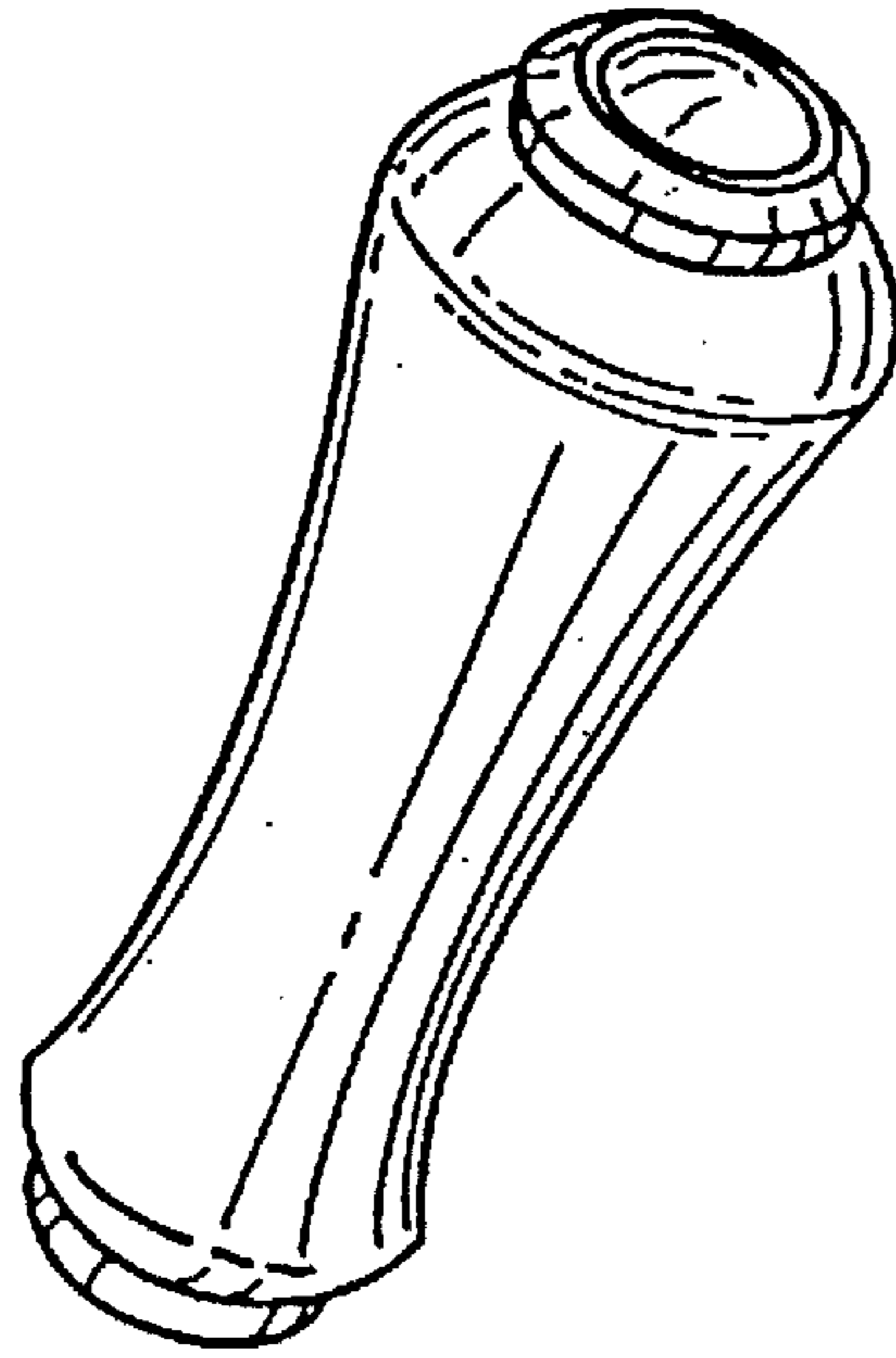


Fig. 4

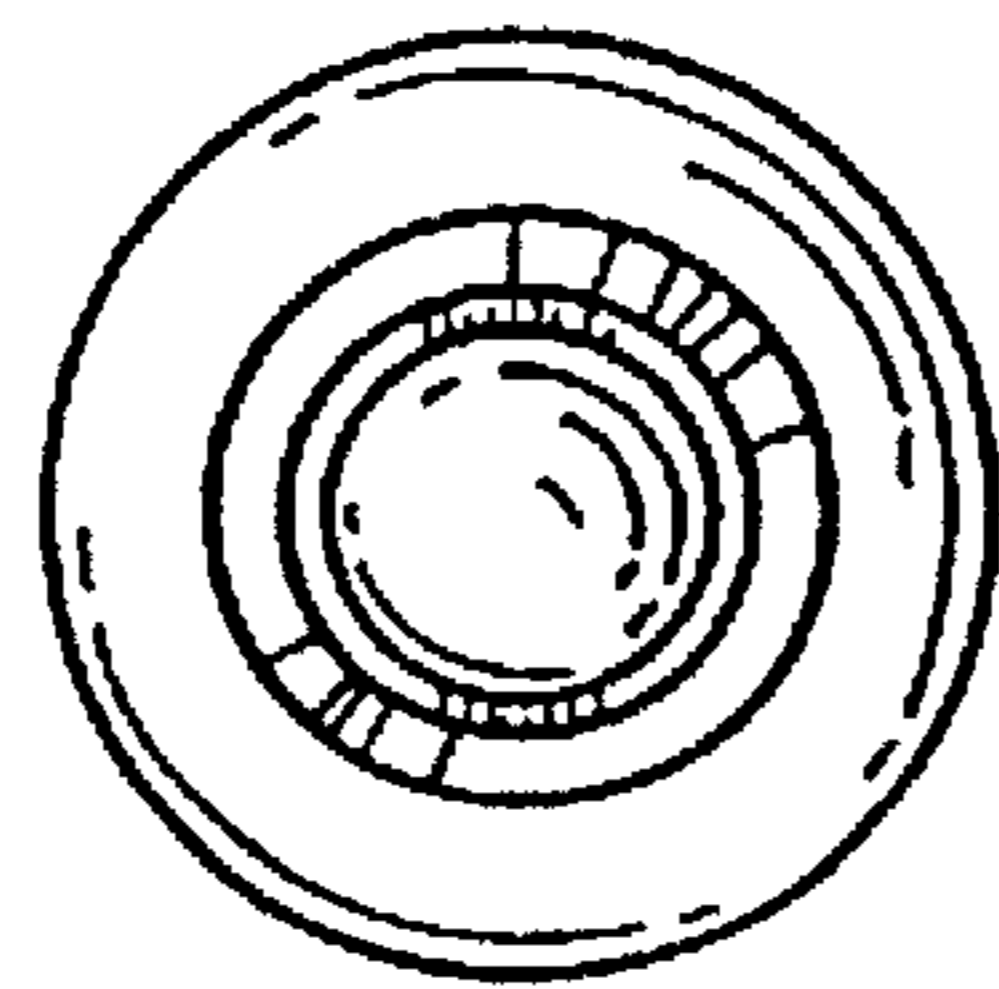


Fig. 3