



US00D384719S

# United States Patent [19]

[11] Patent Number: **Des. 384,719**

Fazekas

[45] Date of Patent: **\*\*Oct. 7, 1997**

[54] **MULTIPURPOSE GOLF TOOL**

[76] Inventor: **Craig A. Fazekas**, 23 Walnut Ave., Mill Valley, Calif. 94941

[\*\*] Term: **14 Years**

[21] Appl. No.: **49,028**

[22] Filed: **Jan. 16, 1996**

[51] LOC (6) Cl. .... **21-02**

[52] U.S. Cl. .... **D21/234**

[58] Field of Search ..... **D21/234, 208; D8/13; 473/406, 408, 285, 286**

3,763,515 10/1973 Voss ..... 473/408 X  
 3,774,913 11/1973 Dien ..... 473/285  
 4,063,731 12/1977 Kitay ..... 473/406  
 4,315,624 2/1982 Buckman ..... 473/406  
 4,453,294 6/1984 Morita ..... 24/303  
 4,535,987 8/1985 Dikoff ..... 473/406  
 5,121,519 6/1992 Haugom ..... 473/408 X  
 5,295,683 3/1994 Tate ..... 473/406

*Primary Examiner*—Ted Shooman  
*Assistant Examiner*—Cheri Cohen  
*Attorney, Agent, or Firm*—Oppenheimer Poms Smith

### [57] CLAIM

The ornamental design for a multipurpose golf tool, as shown and described.

### [56] References Cited

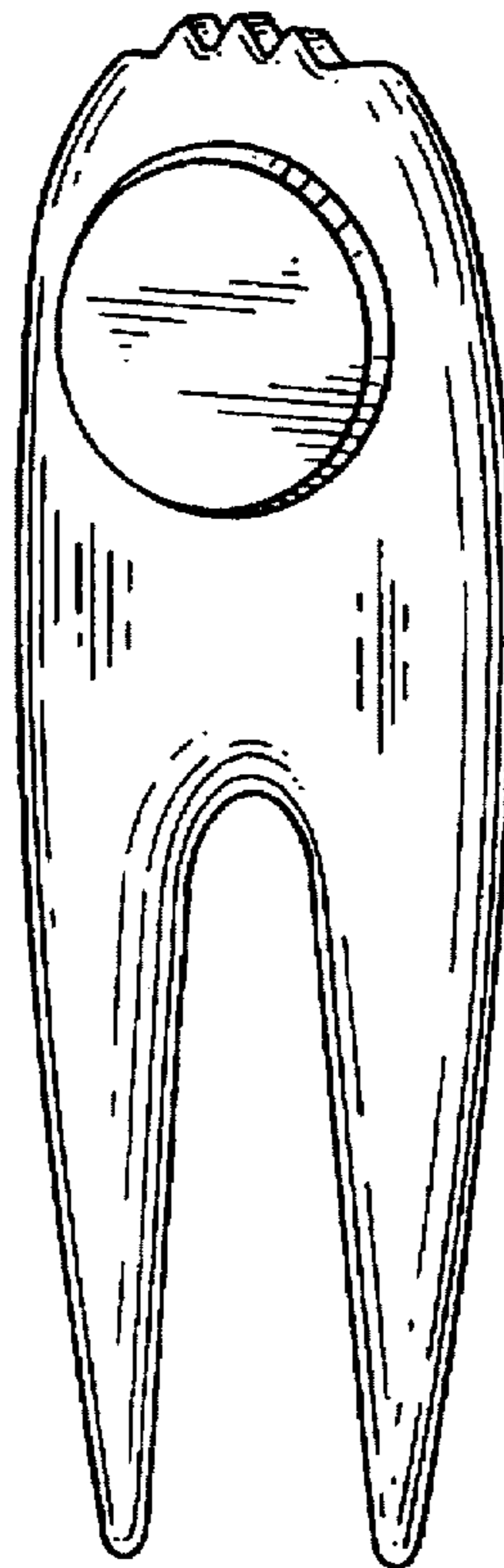
#### U.S. PATENT DOCUMENTS

D. 218,836 9/1970 Watanabe ..... D21/234  
 D. 237,516 11/1975 Yaudes ..... D21/234  
 D. 247,686 4/1978 Desjardins ..... D21/234  
 D. 285,233 8/1986 Owen ..... D21/234  
 D. 290,985 7/1987 Dikoff ..... D21/234  
 D. 340,755 10/1993 Shearer ..... D21/234  
 D. 356,358 3/1995 Woodruff ..... D21/234  
 D. 361,815 8/1995 Fazekas ..... D21/234  
 3,049,182 8/1962 Pelow ..... 473/408 X  
 3,203,700 8/1965 Antonious ..... 473/257  
 3,622,157 11/1971 Hatch ..... 473/408 X  
 3,744,542 7/1973 Stephens et al. .... 206/350

### DESCRIPTION

FIG. 1 is a perspective view of a multipurpose golf tool showing my new design;  
 FIG. 2 is an enlarged front elevational view thereof;  
 FIG. 3 is a left side elevational view thereof; the right side elevational view being a mirror image thereof;  
 FIG. 4 is a rear elevational view thereof;  
 FIG. 5 is a top plan view thereof;  
 FIG. 6 is a bottom plan view thereof; and,  
 FIG. 7 is a perspective view thereof showing the ball marker thereof in a removed position.

**1 Claim, 2 Drawing Sheets**



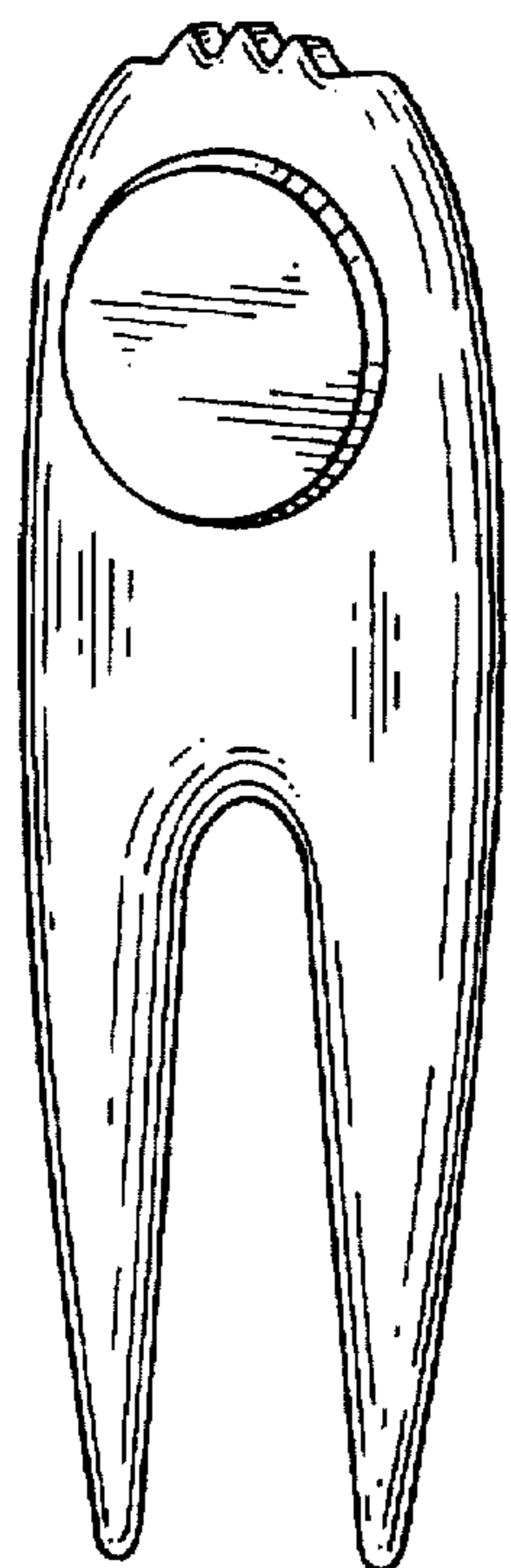


FIG. 1

FIG. 2

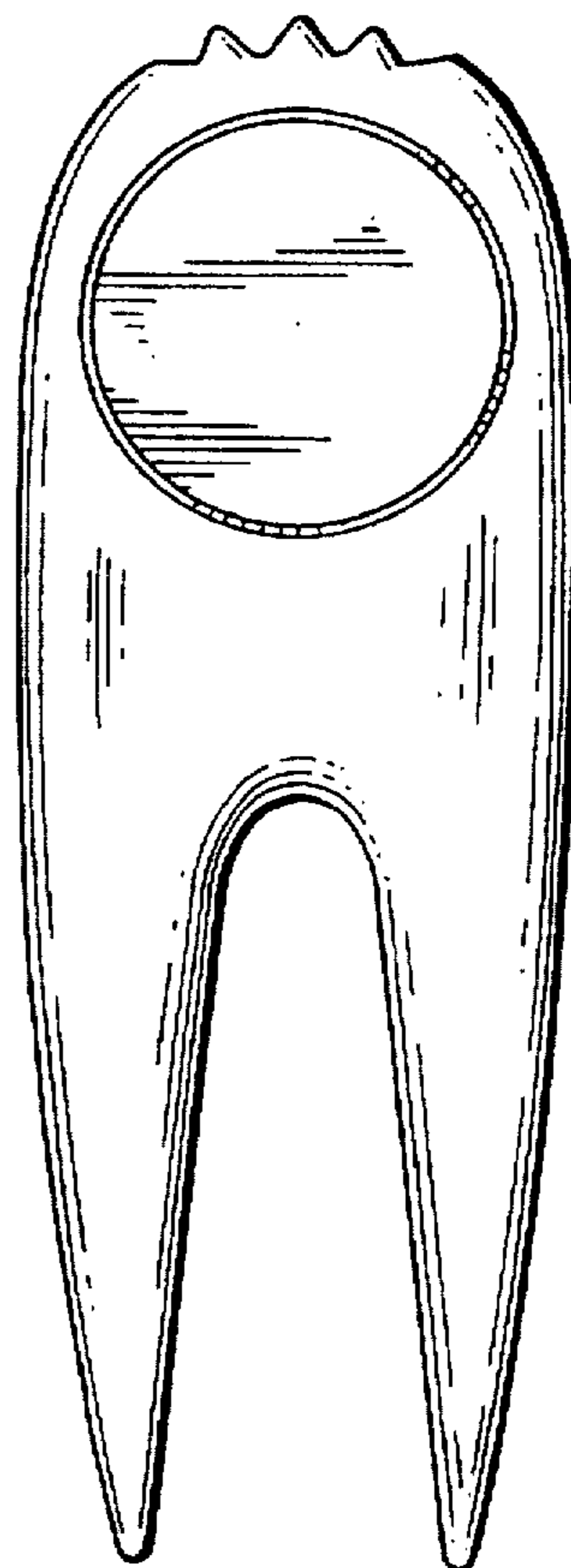


FIG. 3

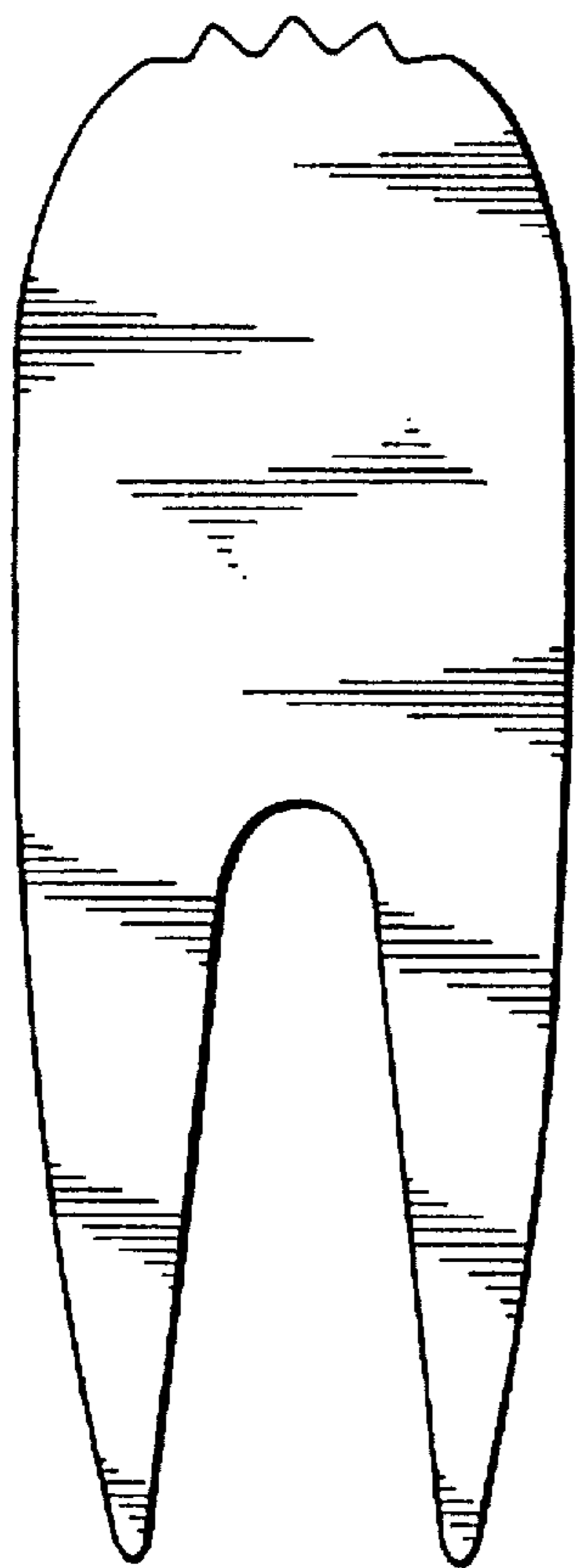


FIG. 4

FIG. 5




FIG. 6

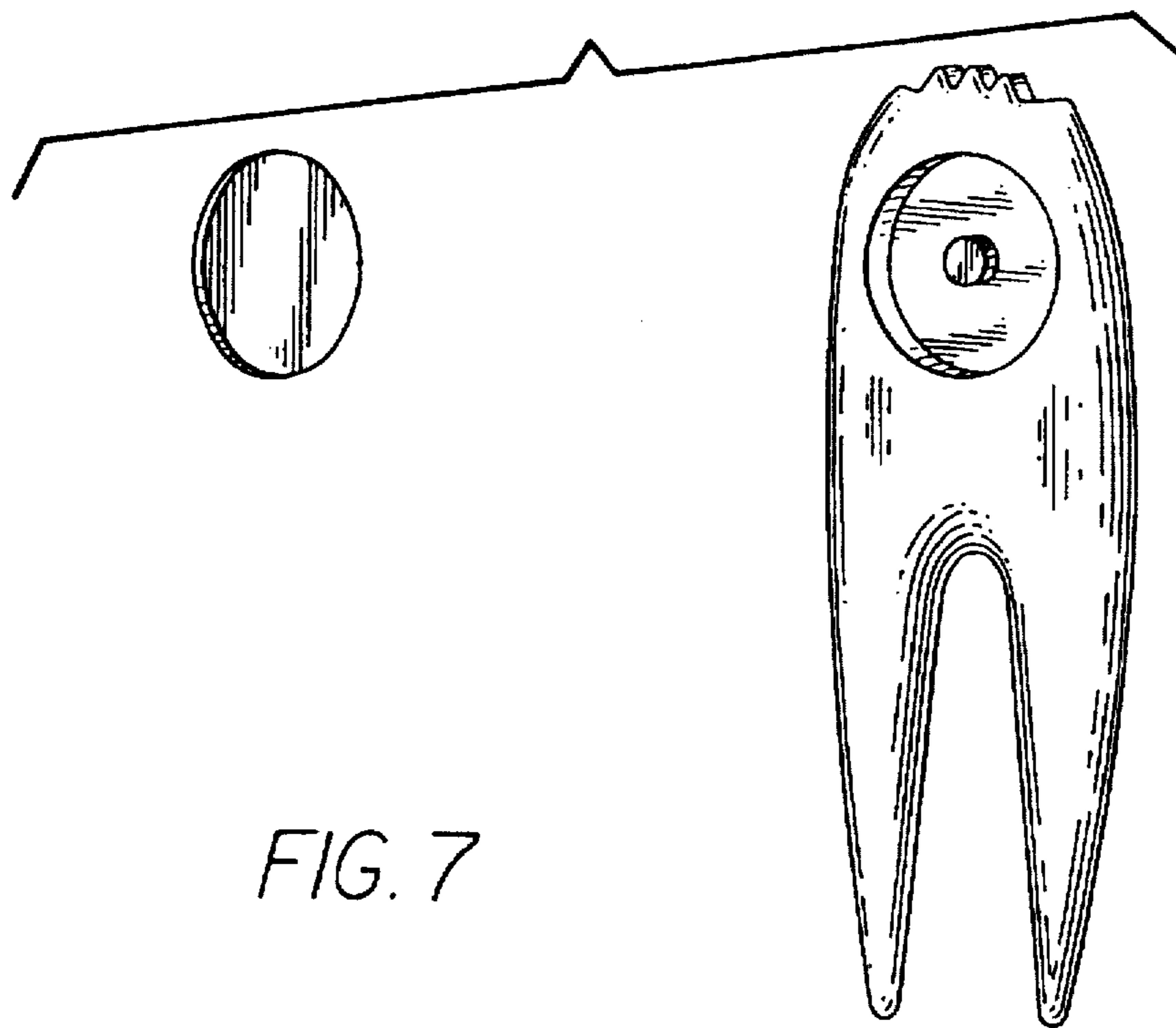


FIG. 7